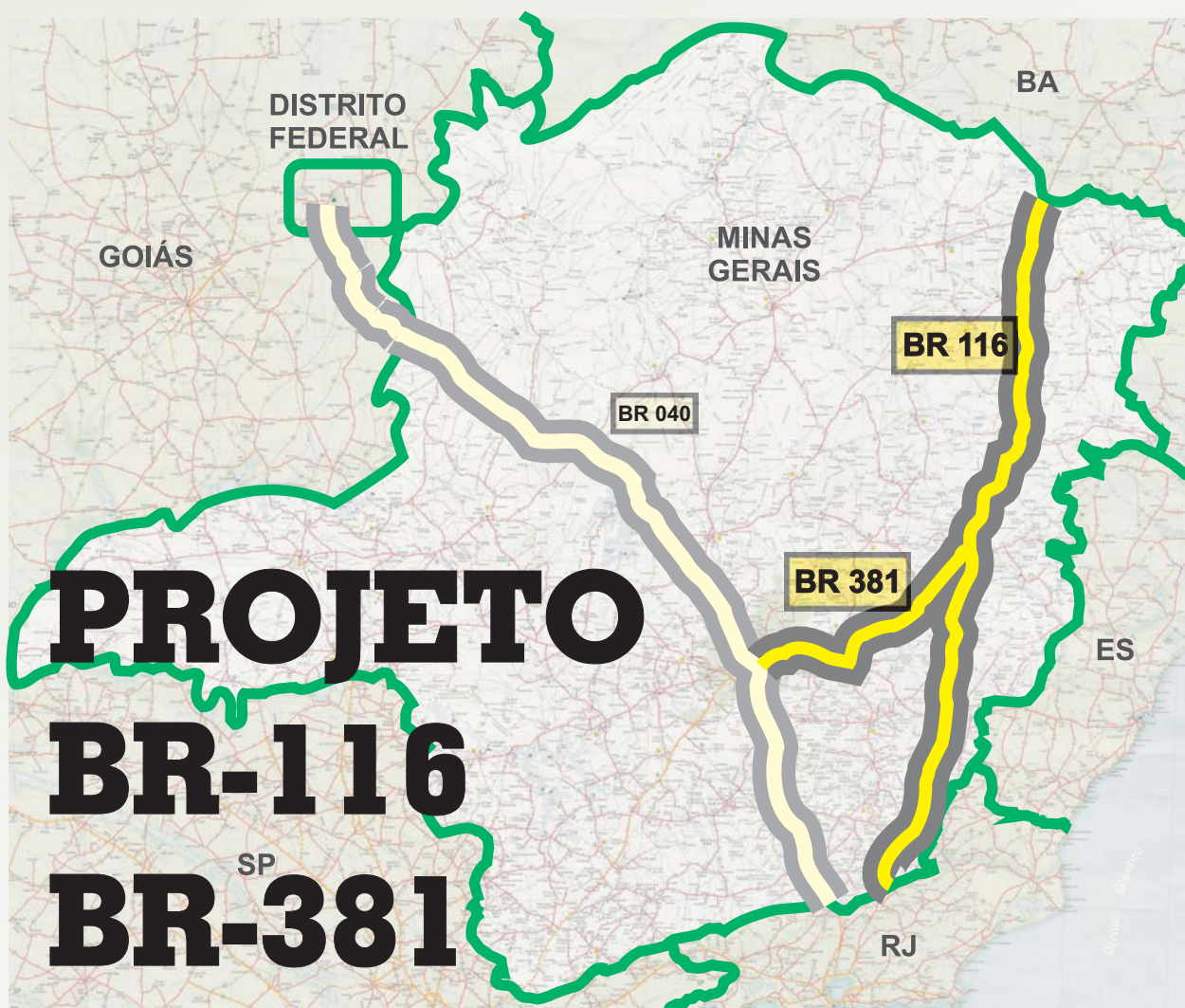


PESQUISAS E ESTUDOS DE VIABILIDADE DE PPP

Sistema Rodoviário Federal - Minas Gerais



Produto 3A
ESTUDOS DE ENGENHARIA I
AValiação Funcional e Estrutural do Pavimento
TOMO II

Rev. B
Abril / 2007

SUMÁRIO

TOMO I

1. APRESENTAÇÃO	3
2. AVALIAÇÃO FUNCIONAL.....	5
2.1. Avaliação Objetiva da Superfície do Pavimento	5
2.2. Irregularidade Longitudinal.....	8
3. AVALIAÇÃO ESTRUTURAL.....	10
ANEXO A - AVALIAÇÃO DA SUPERFÍCIE DO PAVIMENTO - PARTE 1 - BR116	

TOMO II

ANEXO A - AVALIAÇÃO DA SUPERFÍCIE DO PAVIMENTO - PARTE 2 - BR116

TOMO III

ANEXO A - AVALIAÇÃO DA SUPERFÍCIE DO PAVIMENTO - PARTE 3 - BR116

TOMO IV

ANEXO B - CÁLCULO DO ÍNDICE DE GRAVIDADE GLOBAL (IGG) - BR116

TOMO V

ANEXO C - LEVANTAMENTO DA IRREGULARIDADE LONGITUDINAL - BR116

TOMO VI

ANEXO D - LEVANTAMENTO ESTRUTURAL COM EQUIPAMENTO FWD - BR116

TOMO VII

ANEXO E - AVALIAÇÃO DA SUPERFÍCIE DO PAVIMENTO - PARTE 1 – BR381

TOMO VIII

ANEXO E - AVALIAÇÃO DA SUPERFÍCIE DO PAVIMENTO - PARTE 2 – BR381



TOMO IX

ANEXO F - CÁLCULO DO ÍNDICE DE GRAVIDADE GLOBAL (IGG) – BR381

ANEXO G - LEVANTAMENTO DA IRREGULARIDADE LONGITUDINAL – BR381

ANEXO H - LEVANTAMENTO ESTRUTURAL COM EQUIPAMENTO FWD – BR381

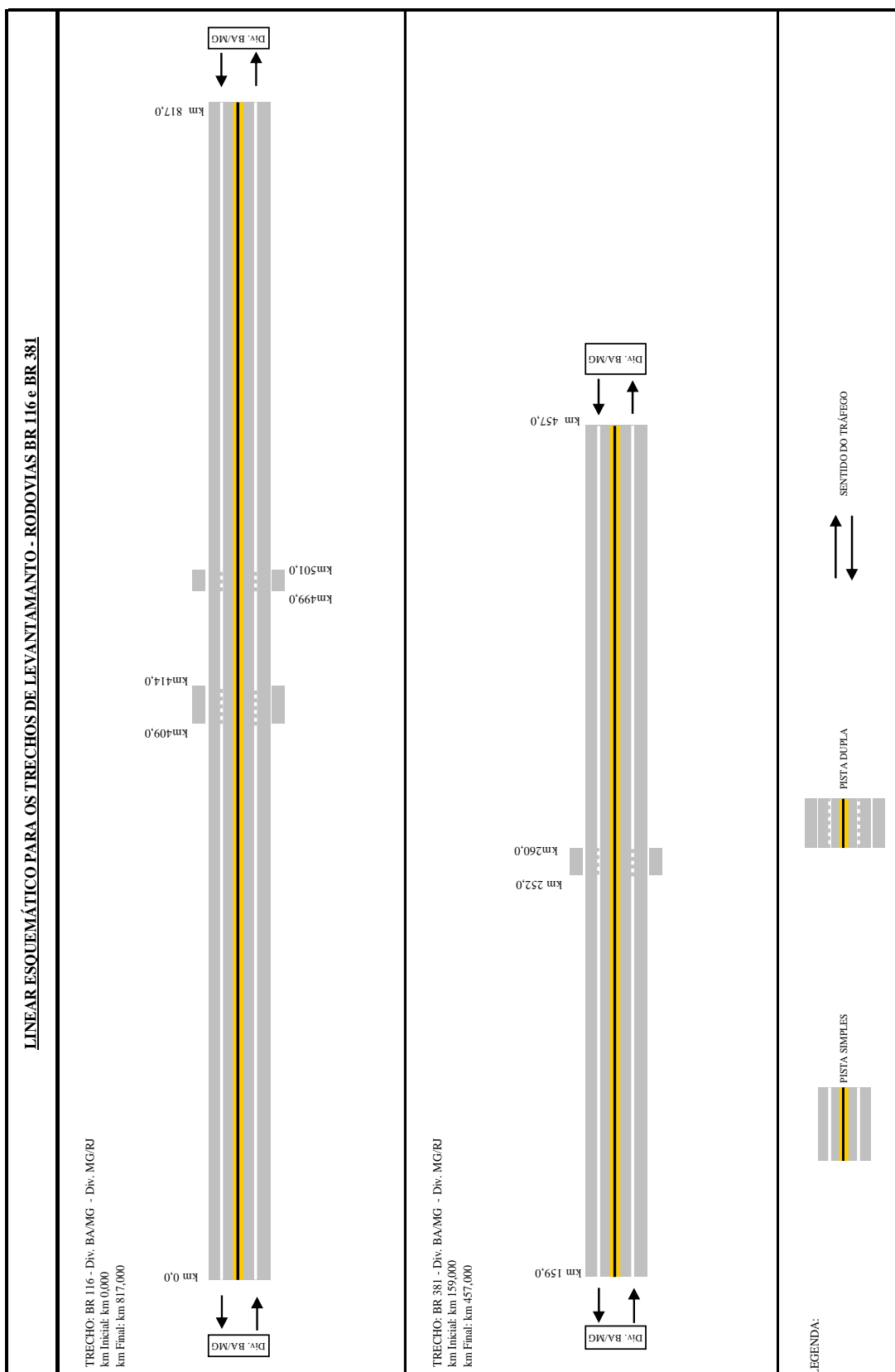
1. APRESENTAÇÃO

Este documento corresponde à Avaliação Funcional e Estrutural dos Pavimentos do Produto 3A - Estudos de Engenharia I das rodovias BR 116 entre as divisas dos estados de Minas Gerais / Rio de Janeiro e Minas Gerais / Bahia e BR 381 entre Belo Horizonte e Governador Valadares, objeto do Contrato OCS No. 265/2006 firmado entre a Fundação para o Desenvolvimento Tecnológico de Engenharia – FDTE e o Banco Nacional de Desenvolvimento Econômico e Social – BNDES.

A avaliação estrutural compreendeu o levantamento das deflexões com equipamento FWD conforme DNER-PRO 273/96. A avaliação funcional compreendeu os seguintes levantamentos:

- Cadastro das ocorrências ou defeitos superficiais e deformações nas trilhas de roda conforme Norma DNIT 006/2003-PRO;
- Estimativa de porcentagem de área com trincas classe FC-2 e FC-3;
- Medições da Irregularidade Longitudinal conforme DNER-PRO 182/94;
- Desnível entre a pista de rolamento e os acostamentos;
- Situação superficial dos acostamentos.

A seguir é apresentado o linear esquemático dos trechos em estudo da rodovia BR 040.



2. AVALIAÇÃO FUNCIONAL

2.1. Avaliação Objetiva da Superfície do Pavimento

O cadastramento dos defeitos dos pavimentos flexíveis foi efetuado com base no procedimento DNIT 006/2003-PRO, aplicando-se a terminologia de defeitos, definida pela norma rodoviária DNIT 005/2003-TER. Também foi feita uma estimativa das áreas da superfície dos pavimentos afetadas por trincas classe 2 e 3.

O levantamento abrangeu a avaliação dos acostamentos existentes, indicando se são pavimentados ou não, a existência ou não de desnível em relação à pista de rolamento, e seu estado atual.

A avaliação consiste na observação dos defeitos existentes em estações de ensaio com seis metros de extensão e largura igual à seção da faixa de rolamento e determinação das flechas, em milímetros, nas trilhas de roda externa e interna nas mesmas. Os seguintes tipos de defeitos são considerados na vistoria:

- Tipo 1 - Trincas Classe 1 (FC-1) – FI, TTC, TTL, TLC, TLL e TRR;
- Tipo 2 - Trincas Classe 2 (FC-2) – J e TB;
- Tipo 3 - Trincas Classe 3 (FC-3) – JE e TBE;
- Tipo 4 - Afundamento (ALP e ALT);
- Tipo 5 - Ondulação e Panelas (O e P);
- Tipo 6 - Exsudação (EX);
- Tipo 7 - Desgaste (D);
- Tipo 8 - Remendos (R).

As flechas nas trilhas de roda foram medidas em milímetros, em todas as estações de ensaio, tanto na trilha interna como na externa, utilizando treliça metálica.

As fichas contendo os resultados dos levantamentos de campo são apresentadas nos Anexos A (Tomos I, II e III da BR 116) e Anexo E (Tomos VII e VIII).

O Índice de Gravidade Global (IGG) é calculado por segmento homogêneo em função de pesos dados aos tipos de defeitos avaliados, da frequência relativa e das características da flecha na trilha de roda (representadas por sua média e variância).

A frequência relativa (Fr) é obtida por meio da fórmula:

$$Fr = \frac{Fax100}{n}$$

onde:

Fa = frequência absoluta, corresponde ao número de vezes em que a ocorrência foi verificada;

n = número de estações inventariadas.

Para cada uma das ocorrências inventariadas, foi calculado o Índice de Gravidade Individual (IGI), a partir da fórmula:

$$IGI = FrxFp$$

onde:

Fr = frequência relativa;

Fp = fator de ponderação, obtido de acordo com a Tabela 2.1.

Tabela 2.1. Relação de fatores de ponderação por tipo de defeito.

Tipo	Codificação de Ocorrências (conforme DNIT 005/2003-TER)	Fator de Ponderação
1	FC-1 (FI, TTC, TTL, TLC, TLL e TRR)	0,2
2	FC-2 (JA e BL)	0,5
3	FC-3 (JE e BE)	0,8
4	ALP e ATP	0,9
5	O e P	1,0
6	EX	0,5
7	D	0,3
8	R	0,6

Para a média aritmética e para as variâncias das flechas, o fator de ponderação utilizado obedeceu ao seguinte critério:

- Quando a média aritmética é igual ou inferior a 30, o fator de ponderação é igual a 4/3. Quando superior a 30, o Índice de Gravidade Individual é igual a 40;
- Quando a variância é igual ou inferior a 50, o fator de ponderação é igual a um; quando superior a 50, o Índice de Gravidade Individual é igual a 50.

Quando em uma mesma estação foram constatadas ocorrências tipos 1, 2 e 3, só se consideraram as do tipo 3, para o cálculo da frequência relativa em percentagem (*Fr*) e Índice de Gravidade Individual (*IGI*); do mesmo modo, quando foram verificadas ocorrências 1 e 2, só se consideraram as de tipo 2.

O Índice de Gravidade Global (*IGG*) foi obtido a partir da fórmula:

$$IGG = \sum IGI$$

onde:

$\sum IGI$ = somatório dos Índices de Gravidade Individuais, calculados de acordo com o estabelecido anteriormente.

Com a finalidade de conferir ao pavimento inventariado um conceito que retrate o grau de deterioração atingido, é definida a correspondência apresentada na Tabela 2.2 a seguir.

Tabela 2.2. Conceitos de degradação do pavimento em função do IGG.

Conceitos	Limites de IGG
Ótimo	$0 < IGG \leq 20$
Bom	$20 < IGG \leq 40$
Regular	$40 < IGG \leq 80$
Ruim	$80 < IGG \leq 160$
Péssimo	$IGG > 160$

O Anexo B (Tomo IV – BR 116 e Tomo IX – BR 381) contém as planilhas de cálculo do Índice de Gravidade Global (IGG) para cada quilômetro avaliado.

2.2. Irregularidade Longitudinal

A irregularidade longitudinal de um pavimento é uma característica que influi na interação a superfície da via com os veículos, gerando efeito sobre os próprios veículos, sobre os passageiros e o motorista e sobre a carga transportada. Ela é a grandeza física mensurável na superfície do pavimento que melhor se correlaciona com o custo operacional dos veículos, o conforto, a segurança, a velocidade e a economia das viagens.

A norma DNER-PRO 164/94 define a irregularidade como sendo o desvio da superfície da rodovia em relação a um plano de referência. Adota-se como escala padrão de irregularidade no Brasil o quociente de irregularidade - QI - expresso em contagens/km, porém, esta também pode ser expressa pelo IRI – *International Roughness Index* – dado em m/km ou mm/m. A relação usual utilizada para conversão é $IRI = \frac{QI}{13}$.

A medição da irregularidade, ou do quociente de irregularidade, foi realizada através do equipamento *Bump Integrator* devidamente calibrado, montado em um veículo utilitário. O *Bump Integrator* é um sistema Medidor de Irregularidade Tipo

Resposta (SMITR), classe III. Ele é composto, basicamente, por três conjuntos:

- sensor eletrônico, capaz de quantificar os deslocamentos verticais entre o chassi e o eixo traseiro do veículo utilitário gerados pelo movimento do veículo;
- odômetro de precisão para medição da distância percorrida pelo equipamento durante o levantamento;
- quantificador de irregularidade, ou seja, calculador do quociente entre a distância percorrida horizontalmente e os deslocamentos verticais da suspensão totalizados a cada 200 m.

Nos trabalhos foram seguidos os procedimentos DNER PRO-182/90, que normaliza a Medição de Irregularidade de Superfície de Rodovias com Medidores Tipo Resposta e o DNER PRO-229/89 (Manutenção de Sistemas Medidores de Irregularidade).

A medição é feita por dois operadores, um motorista e um técnico, fazendo-se o veículo percorrer o trecho a ser medido, sobre as trilhas de roda, a uma das seguintes velocidades:

- 80 ± 2 km/h;
- 50 ± 2 km/h;
- 30 ± 2 km/h.

O sistema conta com um programa para automatizar a aquisição de dados do integrador *Bump Integrator*, chamados ROMDAS, que elimina qualquer tipo de erro proveniente de anotação ou digitação mal feita, uma vez que as informações do integrador são transmitidas diretamente a um computador de bordo. Este contém dispositivos de verificação de consistência dos dados captados, acusando qualquer mau funcionamento dos sensores, seja de distância - DMI - ou seja, do *Bump Integrator* - sensor de resposta do veículo às irregularidades da rodovia.

Ao introduzir as equações de calibração, são fornecidos os valores de QI ou IRI conforme o desejado. Ele acusa ainda com sinal sonoro se a velocidade preconizada está fora dos limites aceitáveis e, em caso de mudança brusca de velocidade, ele promove automaticamente a substituição das constantes de calibração da velocidade correspondente para as constantes da velocidade efetivamente observada no levantamento, resultando em uma maior acurácia aos dados obtidos.

O Anexo C (Tomo V) apresenta os valores de QI e IRI totalizados a cada 200m para todas as faixas de tráfego.

3. AVALIAÇÃO ESTRUTURAL

A avaliação estrutural de pavimentos através de processos não destrutivos compreende basicamente o estudo da deformabilidade elástica exteriorizada pelo conjunto estratificado pavimento - solo de fundação, quando solicitado por carga externa. O estudo da deformabilidade é feito auscultando-se o pavimento com deflectômetros ou deflectógrafos, obtendo-se a deflexão reversível máxima e sua dissipação no meio adjacente, definindo-se assim a linha de influência da bacia de deflexões.

Pode-se definir deflexão reversível ou recuperável como os deslocamentos verticais que surgem no pavimento quando este é submetido a esforços externos, de caráter transitório, ou seja, a estrutura retorna à sua configuração anterior quando cessa o esforço.

O estudo da deformabilidade é feito com o objetivo de se avaliar indiretamente a capacidade de carga da estrutura do pavimento, e permite ainda que sejam inferidas as grandezas fundamentais como módulos de resiliência/rigidez e coeficientes de *Poisson* das camadas constituintes, estabelecendo o estado tensional da estrutura a partir dos conceitos clássicos da Mecânica dos

Pavimentos, o que permite estimar a vida remanescente dos mesmos.

O levantamento deflectométrico foi realizado com o emprego do *Falling Weight Deflectometer Dynatest 8000 (FWD)*, que é um deflectômetro de impacto projetado para simular o efeito de cargas de roda em movimento. Isto é obtido pela queda de um conjunto de massas, a partir de alturas pré-fixadas, sobre um sistema de amortecedores de borracha, que transmitem a força aplicada a uma placa circular apoiada no pavimento, conforme é mostrado nas Figuras 3.1, 3.2 e 3.3.

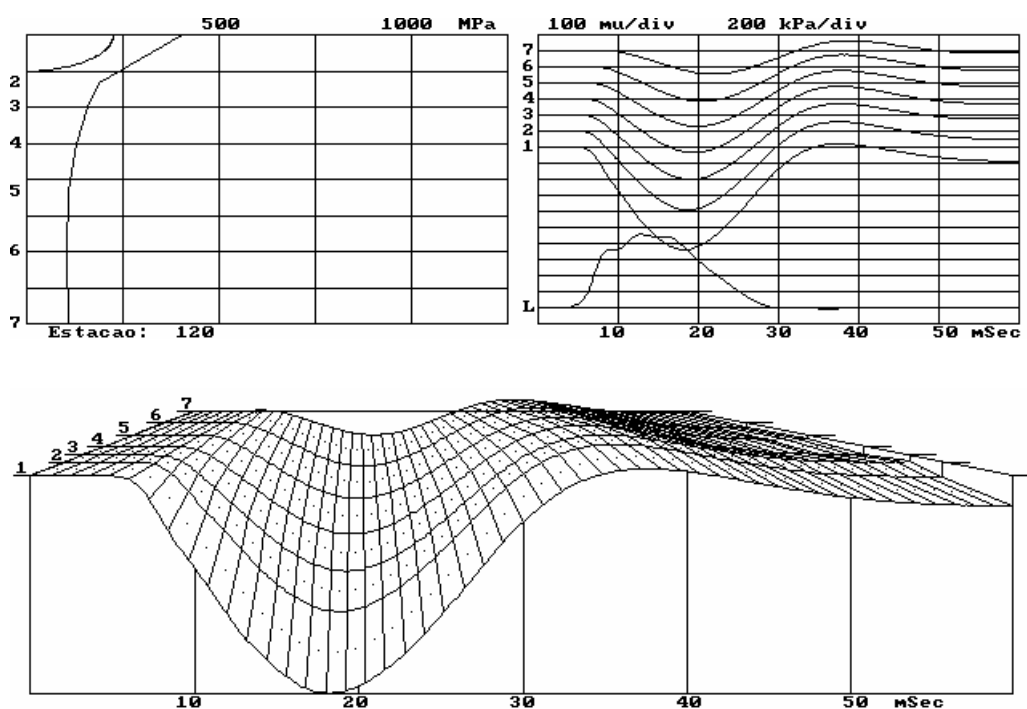


Figura 3.1 - Bacia de Deflexões medida com o FWD.

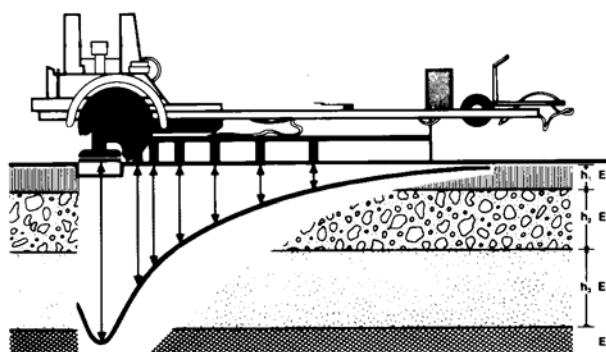


Figura 3.2 - Leituras do defletoômetro de impacto *Falling Weight Deflectometer*.

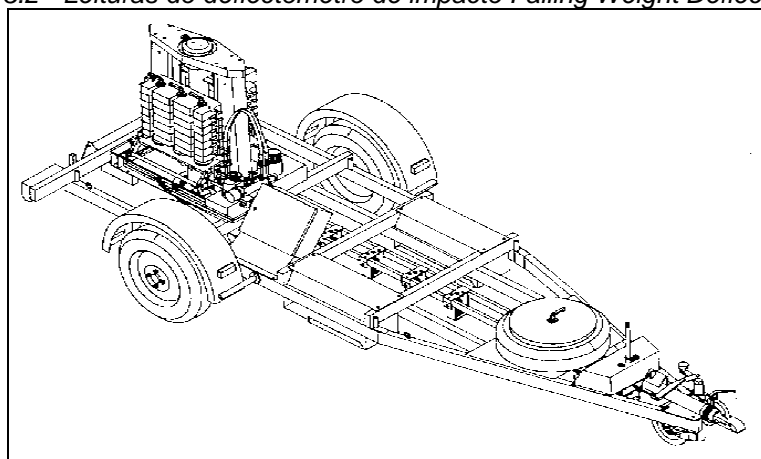


Figura 3.3 - Vista do *Falling Weight Deflectometer Dynatest 8000 E*.

As deflexões com o equipamento FWD foram determinadas conforme procedimento DNER-PRO 273/96. Na execução dos ensaios, aplicou-se uma carga de cerca de 4.100 kgf em uma placa de 30 cm de diâmetro. Foram efetuadas leituras de deflexões no centro de aplicação da carga aplicada e em pontos localizados a distâncias de 20, 30, 45, 65, 90 e 120 cm do centro da carga, a partir de sensores instalados no equipamento.

Os ensaios foram executados a cada 80 m, nas faixas mais solicitadas. O Anexo D (Tomo VI – BR 116) e Anexo H (Tomo IX – BR 381) contém as planilhas com o levantamento das deflexões.

ANEXO A - AVALIAÇÃO DA SUPERFÍCIE DO PAVIMENTO - BR 116 PARTE 2

INVENTÁRIO DO ESTADO DA SUPERFÍCIE DO PAVIMENTO																									DNIT-PRO 06			
RODOVIA: BR-116 (MG)												SEGMENTO: 0,000 ao 817,000													DATA: 03/2007			
TRECHO: Div. BA/MG - Div. MG/RJ												AVALIADOR: Gerson										PISTA: Simples			FOLHA:			
km	Faixa	Pista Tipo Rev.	OK	FC-1			FC-2		FC-3		AF	O	P	EX	D	R	ALC	ATC	DG	Flecha mm		% de Área			ACOSTAMENTO			
				FI	TTC	TLC	J	TB	JE	E										TRI	TRE	FC-1	FC-2	FC-3	Tipo	Estado	Deg cm	OBS.
				(1)	(1)	(1)	(2)	(2)	(3)	(3)										(4)	(5)	(5)	(6)	(7)	(8)			
286,640	E	CBUQ												X						0	0		0	0	CBUQ	Bom	4	
286,660	D	CBUQ	X																	0	0		0	0	CBUQ	Bom	4	
286,680	E	CBUQ	X																	0	0		0	0	CBUQ	Bom	4	
286,700	D	CBUQ	X																	0	0		0	0	CBUQ	Bom	4	
286,720	E	CBUQ	X																	0	0		0	0	CBUQ	Bom	4	
286,740	D	CBUQ	X																	0	0		0	0	CBUQ	Bom	4	
286,760	E	CBUQ	X																	0	0		0	0	CBUQ	Bom	4	
286,780	D	CBUQ	X																	0	0		0	0	CBUQ	Bom	4	
286,800	E	CBUQ	X																	0	0		0	0	CBUQ	Bom	4	
286,820	D	CBUQ					X													0	0		10	0	CBUQ	Bom	4	
286,840	E	CBUQ	X																	0	0		0	0	CBUQ	Bom	4	
286,860	D	CBUQ					X													0	0		10	0	CBUQ	Bom	4	
286,880	E	CBUQ	X																	0	0		0	0	CBUQ	Bom	4	
286,900	D	CBUQ					X													0	3		10	0	CBUQ	Bom	4	
286,920	E	CBUQ	X																	0	0		0	0	CBUQ	Bom	4	
286,940	D	CBUQ							X						X					0	6		0	80	CBUQ	Bom	4	
286,960	E	CBUQ	X																	0	0		0	0	CBUQ	Bom	4	
286,980	D	CBUQ					X													0	0		5	0	CBUQ	Bom	4	
287,000	E	CBUQ	X																	0	0		0	0	CBUQ	Bom	4	
287,020	D	CBUQ	X																	0	0		0	0	CBUQ	Bom	4	
287,040	E	CBUQ	X																	0	0		0	0	CBUQ	Bom	4	
287,060	D	CBUQ		X																0	0		0	0	CBUQ	Bom	4	
287,080	E	CBUQ		X																0	0		0	0	CBUQ	Bom	4	
287,100	D	CBUQ					X													0	0		10	0	CBUQ	Bom	4	
287,120	E	CBUQ	X																	0	0		0	0	CBUQ	Bom	4	
287,140	D	CBUQ		X																0	0		0	0	CBUQ	Bom	4	
287,160	E	CBUQ	X																	0	0		0	0	CBUQ	Bom	4	
287,180	D	CBUQ					X													0	0		30	0	CBUQ	Bom	4	
287,200	E	CBUQ	X																	0	0		0	0	CBUQ	Bom	4	
287,220	D	CBUQ					X													0	0		10	0	CBUQ	Bom	4	
287,240	E	CBUQ	X																	0	0		0	0	CBUQ	Bom	4	
287,260	D	CBUQ							X											0	0		0	30	CBUQ	Bom	4	
287,280	E	CBUQ	X																	0	0		0	0	CBUQ	Bom	4	

INVENTÁRIO DO ESTADO DA SUPERFÍCIE DO PAVIMENTO																										DNIT-PRO 06			
RODOVIA: BR-116 (MG)													SEGMENTO: 0,000 ao 817,000													DATA: 03/2007			
TRECHO: Div. BA/MG - Div. MG/RJ													AVALIADOR: Gerson													PISTA: Simples		FOLHA:	
km	Faixa	Pista Tipo Rev.	OK	FC-1			FC-2		FC-3		AF	O	P	EX	D	R	ALC	ATC	DG	Flecha mm		% de Área			ACOSTAMENTO				
				FI	TTC	TLC	J	TB	JE	E										TRI	TRE	FC-1	FC-2	FC-3	Tipo	Estado	Deg cm	OBS.	
				(1)	(1)	(1)	(2)	(2)	(3)	(3)										(4)	(5)	(5)	(6)	(7)	(8)				
287,300	D	CBUQ	X																	0	0		0	0	CBUQ	Bom	4		
287,320	E	CBUQ	X																	0	0		0	0	CBUQ	Bom	4		
287,340	D	CBUQ	X																	0	0		0	0	CBUQ	Bom	4		
287,360	E	CBUQ	X																	0	0		0	0	CBUQ	Bom	4		
287,380	D	CBUQ	X																	0	0		0	0	CBUQ	Bom	4		
287,400	E	CBUQ	X																	0	0		0	0	CBUQ	Bom	4		
287,420	D	CBUQ	X																	0	0		0	0	CBUQ	Bom	4		
287,440	E	CBUQ							X											0	0		0	10	CBUQ	Bom	4		
287,460	D	CBUQ	X																	0	0		0	0	CBUQ	Bom	4		
287,480	E	CBUQ	X																	0	0		0	0	CBUQ	Bom	4		
287,500	D	CBUQ	X																	0	0		0	0	CBUQ	Bom	4		
287,520	E	CBUQ	X																	0	0		0	0	CBUQ	Bom	4		
287,540	D	CBUQ	X																	0	0		0	0	CBUQ	Bom	4		
287,560	E	CBUQ	X																	0	0		0	0	CBUQ	Bom	4		
287,580	D	CBUQ		X																0	0		0	0	CBUQ	Bom	4		
287,600	E	CBUQ	X																	0	0		0	0	CBUQ	Bom	4		
287,620	D	CBUQ					X													0	0		10	0	CBUQ	Bom	4		
287,640	E	CBUQ	X																	0	0		0	0	CBUQ	Bom	4		
287,660	D	CBUQ	X																	0	0		0	0	CBUQ	Bom	4		
287,680	E	CBUQ	X																	0	0		0	0	CBUQ	Bom	4		
287,700	D	CBUQ	X																	0	0		0	0	CBUQ	Bom	4		
287,720	E	CBUQ	X																	0	0		0	0	CBUQ	Bom	4		
287,740	D	CBUQ	X																	0	0		0	0	CBUQ	Bom	4		
287,760	E	CBUQ	X																	0	0		0	0	CBUQ	Bom	4		
287,780	D	CBUQ	X																	0	0		0	0	CBUQ	Bom	4		
287,800	E	CBUQ	X																	0	0		0	0	CBUQ	Bom	4		
287,820	D	CBUQ	X																	0	0		0	0	CBUQ	Bom	4		
287,840	E	CBUQ	X																	0	0		0	0	CBUQ	Bom	4		
287,860	D	CBUQ	X																	0	0		0	0	CBUQ	Bom	4		
287,880	E	CBUQ	X																	0	0		0	0	CBUQ	Bom	4		
287,900	D	CBUQ	X																	0	0		0	0	CBUQ	Bom	4		
287,920	E	CBUQ	X																	0	0		0	0	CBUQ	Bom	4		
287,940	D	CBUQ					X													0	0		5	0	CBUQ	Bom	4		

INVENTÁRIO DO ESTADO DA SUPERFÍCIE DO PAVIMENTO																											DNIT-PRO 06	
RODOVIA: BR-116 (MG)												SEGMENTO: 0,000 ao 817,000													DATA: 03/2007			
TRECHO: Div. BA/MG - Div. MG/RJ												AVALIADOR: Gerson													PISTA: Simples		FOLHA:	
km	Faixa	Pista Tipo Rev.	OK	FC-1			FC-2		FC-3		AF	O	P	EX	D	R	ALC	ATC	DG	Flecha		% de Área			ACOSTAMENTO			
				FI	TTC	TLC	J	TB	JE	E										TRI	TRE	FC-1	FC-2	FC-3	Tipo	Estado	Deg cm	OBS.
				(1)	(1)	(1)	(2)	(2)	(3)	(3)																		
287,960	E	CBUQ	X																	0	0		0	0	CBUQ	Bom	4	
287,980	D	CBUQ		X																0	0		0	0	CBUQ	Bom	4	
288,000	E	CBUQ	X																	0	0		0	0	CBUQ	Bom	4	
288,020	D	CBUQ		X																0	0		0	0	CBUQ	Bom	4	
288,040	E	CBUQ	X																	0	0		0	0	CBUQ	Bom	4	
288,060	D	CBUQ	X																	0	0		0	0	CBUQ	Bom	4	
288,080	E	CBUQ	X																	0	0		0	0	CBUQ	Bom	4	
288,100	D	CBUQ	X																	0	0		0	0	CBUQ	Bom	4	
288,120	E	CBUQ	X																	0	0		0	0	CBUQ	Bom	4	
288,140	D	CBUQ							X											0	0		0	5	CBUQ	Bom	4	
288,160	E	CBUQ	X																	0	0		0	0	CBUQ	Bom	4	
288,180	D	CBUQ	X																	0	0		0	0	CBUQ	Bom	4	
288,200	E	CBUQ	X																	0	0		0	0	CBUQ	Bom	4	
288,220	D	CBUQ	X																	0	0		0	0	CBUQ	Bom	4	
288,240	E	CBUQ					X													0	0		5	0	CBUQ	Bom	4	
288,260	D	CBUQ							X											0	0		0	40	CBUQ	Bom	4	
288,280	E	CBUQ							X				X							0	0		0	80	CBUQ	Bom	4	
288,300	D	CBUQ							X						X					0	0		0	30	CBUQ	Bom	4	
288,320	E	CBUQ							X						X					0	0		0	40	CBUQ	Bom	4	
288,340	D	CBUQ		X																0	0		0	0	CBUQ	Bom	4	
288,360	E	CBUQ							X											0	0		0	30	CBUQ	Bom	4	
288,380	D	CBUQ					X													0	0		30	0	CBUQ	Bom	4	
288,400	E	CBUQ	X																	0	0		0	0	CBUQ	Bom	4	
288,420	D	CBUQ					X													0	0		5	0	CBUQ	Bom	4	
288,440	E	CBUQ	X																	0	0		0	0	CBUQ	Bom	4	
288,460	D	CBUQ	X																	0	0		0	0	CBUQ	Bom	4	
288,480	E	CBUQ							X			X			X					0	0		0	40	CBUQ	Bom	4	
288,500	D	CBUQ	X																	0	0		0	0	CBUQ	Bom	4	
288,520	E	CBUQ	X																	0	0		0	0	CBUQ	Bom	4	
288,540	D	CBUQ	X																	0	0		0	0	CBUQ	Bom	4	
288,560	E	CBUQ	X																	0	0		0	0	CBUQ	Bom	4	
288,580	D	CBUQ							X						X					0	0		0	30	CBUQ	Bom	4	
288,600	E	CBUQ	X																	0	0		0	0	CBUQ	Bom	4	

INVENTÁRIO DO ESTADO DA SUPERFÍCIE DO PAVIMENTO																												DNIT-PRO 06			
RODOVIA: BR-116 (MG)												SEGMENTO: 0,000 ao 817,000												DATA: 03/2007							
TRECHO: Div. BA/MG - Div. MG/RJ												AVALIADOR: Gerson												PISTA: Simples				FOLHA:			
km	Faixa	Pista Tipo Rev.	OK	FC-1			FC-2		FC-3		AF	O	P	EX	D	R	ALC	ATC	DG	Flecha		% de Área			ACOSTAMENTO						
				FI	TTC	TLC	J	TB	JE	E										TRI	TRE	FC-1	FC-2	FC-3	Tipo	Estado	Deg cm	OBS.			
				(1)	(1)	(1)	(2)	(2)	(3)	(3)																			(4)	(5)	(5)
288,620	D	CBUQ		X																0	0		0	0	CBUQ	Bom	4				
288,640	E	CBUQ	X																	0	0		0	0	CBUQ	Bom	4				
288,660	D	CBUQ	X																	0	0		0	0	CBUQ	Bom	4				
288,680	E	CBUQ	X																	0	0		0	0	CBUQ	Bom	4				
288,700	D	CBUQ	X																	0	0		0	0	CBUQ	Bom	4				
288,720	E	CBUQ	X																	0	0		0	0	CBUQ	Bom	4				
288,740	D	CBUQ	X																	0	0		0	0	CBUQ	Bom	4				
288,760	E	CBUQ	X																	0	0		0	0	CBUQ	Bom	4				
288,780	D	CBUQ	X																	0	0		0	0	CBUQ	Bom	4				
288,800	E	CBUQ	X																	0	0		0	0	CBUQ	Bom	4				
288,820	D	CBUQ	X																	0	0		0	0	CBUQ	Bom	4				
288,840	E	CBUQ	X																	0	0		0	0	CBUQ	Bom	4				
288,860	D	CBUQ				X														0	0		0	0	CBUQ	Bom	4				
288,880	E	CBUQ	X																	0	0		0	0	CBUQ	Bom	4				
288,900	D	CBUQ	X																	0	0		0	0	CBUQ	Bom	4				
288,920	E	CBUQ	X																	0	0		0	0	CBUQ	Bom	4				
288,940	D	CBUQ	X																	0	0		0	0	CBUQ	Bom	4				
288,960	E	CBUQ	X																	0	0		0	0	CBUQ	Bom	4				
288,980	D	CBUQ	X																	0	0		0	0	CBUQ	Bom	4				
289,000	E	CBUQ	X																	0	0		0	0	CBUQ	Bom	4				
289,020	D	CBUQ	X																	0	0		0	0	CBUQ	Bom	4				
289,040	E	CBUQ	X																	0	0		0	0	CBUQ	Bom	4				
289,060	D	CBUQ	X																	0	0		0	0	CBUQ	Bom	4				
289,080	E	CBUQ	X																	0	0		0	0	CBUQ	Bom	4				
289,100	D	CBUQ	X																	0	0		0	0	CBUQ	Bom	4				
289,120	E	CBUQ	X																	0	0		0	0	CBUQ	Bom	4				
289,140	D	CBUQ	X																	0	0		0	0	CBUQ	Bom	4				
289,160	E	CBUQ	X																	0	0		0	0	CBUQ	Bom	4				
289,180	D	CBUQ				X														0	0		0	0	CBUQ	Bom	4				
289,200	E	CBUQ	X																	0	0		0	0	CBUQ	Bom	4				
289,220	D	CBUQ		X																0	0		0	0	CBUQ	Bom	4				
289,240	E	CBUQ	X																	0	0		0	0	CBUQ	Bom	4				
289,260	D	CBUQ		X																0	0		0	0	CBUQ	Bom	4				

INVENTÁRIO DO ESTADO DA SUPERFÍCIE DO PAVIMENTO																											DNIT-PRO 06					
RODOVIA: BR-116 (MG)																		SEGMENTO: 0,000 ao 817,000									DATA: 03/2007					
TRECHO: Div. BA/MG - Div. MG/RJ																		AVALIADOR: Gerson									PISTA: Simples			FOLHA:		
km	Faixa	Pista Tipo Rev.	OK	FC-1			FC-2		FC-3		AF	O	P	EX	D	R	ALC	ATC	DG	Flecha		% de Área			ACOSTAMENTO							
				FI	TTC	TLC	J	TB	JE	E										TRI	TRE	FC-1	FC-2	FC-3	Tipo	Estado	Deg cm	OBS.				
				(1)	(1)	(1)	(2)	(2)	(3)	(3)																			(4)	(5)	(5)	(6)
289,280	E	CBUQ	X																	0	0		0	0	CBUQ	Bom	4					
289,300	D	CBUQ				X														0	0		0	0	CBUQ	Bom	4					
289,320	E	CBUQ	X																	0	0		0	0	CBUQ	Bom	4					
289,340	D	CBUQ		X																0	0		0	0	CBUQ	Bom	4					
289,360	E	CBUQ	X																	0	0		0	0	CBUQ	Bom	4					
289,380	D	CBUQ		X																0	0		0	0	CBUQ	Bom	4					
289,400	E	CBUQ	X																	0	0		0	0	CBUQ	Bom	4					
289,420	D	CBUQ		X																0	0		0	0	CBUQ	Bom	4					
289,440	E	CBUQ	X																	0	0		0	0	CBUQ	Bom	4					
289,460	D	CBUQ							X											0	5		0	30	CBUQ	Bom	4					
289,480	E	CBUQ	X																	0	0		0	0	CBUQ	Bom	4					
289,500	D	CBUQ	X																	0	0		0	0	CBUQ	Bom	4					
289,520	E	CBUQ	X																	0	0		0	0	CBUQ	Bom	4					
289,540	D	CBUQ							X											0	6		0	30	CBUQ	Bom	4					
289,560	E	CBUQ	X																	0	0		0	0	CBUQ	Bom	4					
289,580	D	CBUQ				X														0	0		0	0	CBUQ	Bom	4					
289,600	E	CBUQ	X																	0	0		0	0	CBUQ	Bom	4					
289,620	D	CBUQ	X																	0	0		0	0	CBUQ	Bom	4					
289,640	E	CBUQ	X																	0	0		0	0	CBUQ	Bom	4					
289,660	D	CBUQ	X																	0	0		0	0	CBUQ	Bom	4					
289,680	E	CBUQ	X																	0	0		0	0	CBUQ	Bom	4					
289,700	D	CBUQ	X																	0	0		0	0	CBUQ	Bom	4					
289,720	E	CBUQ	X																	0	0		0	0	CBUQ	Bom	4					
289,740	D	CBUQ		X																0	0		0	0	CBUQ	Bom	4					
289,760	E	CBUQ	X																	0	0		0	0	CBUQ	Bom	4					
289,780	D	CBUQ	X																	0	0		0	0	CBUQ	Bom	4					
289,800	E	CBUQ	X																	0	0		0	0	CBUQ	Bom	4					
289,820	D	CBUQ		X																0	0		0	0	CBUQ	Bom	4					
289,840	E	CBUQ	X																	0	0		0	0	CBUQ	Bom	4					
289,860	D	CBUQ	X																	0	0		0	0	CBUQ	Bom	4					
289,880	E	CBUQ	X																	0	0		0	0	CBUQ	Bom	4					
289,900	D	CBUQ		X																0	0		0	0	CBUQ	Bom	4					
289,920	E	CBUQ	X																	0	0		0	0	CBUQ	Bom	4					

INVENTÁRIO DO ESTADO DA SUPERFÍCIE DO PAVIMENTO																												DNIT-PRO 06			
RODOVIA: BR-116 (MG)												SEGMENTO: 0,000 ao 817,000												DATA: 03/2007							
TRECHO: Div. BA/MG - Div. MG/RJ												AVALIADOR: Gerson												PISTA: Simples				FOLHA:			
km	Faixa	Pista Tipo Rev.	OK	FC-1			FC-2		FC-3		AF	O	P	EX	D	R	ALC	ATC	DG	Flecha		% de Área			ACOSTAMENTO						
				FI	TTC	TLC	J	TB	JE	E										TRI	TRE	FC-1	FC-2	FC-3	Tipo	Estado	Deg cm	OBS.			
				(1)	(1)	(1)	(2)	(2)	(3)	(3)																			(4)	(5)	(5)
289,940	D	CBUQ					X									X				0	0		10	0	CBUQ	Bom	4				
289,960	E	CBUQ	X																	0	0		0	0	CBUQ	Bom	4				
289,980	D	CBUQ					X									X				0	0		10	0	CBUQ	Bom	4				
290,000	E	CBUQ	X																	0	0		0	0	CBUQ	Bom	4				
290,020	D	CBUQ					X												X	0	0		5	0	CBUQ	Bom	4				
290,040	E	CBUQ	X																	0	0		0	0	CBUQ	Bom	4				
290,060	D	CBUQ	X																	0	0		0	0	CBUQ	Bom	4				
290,080	E	CBUQ	X																	0	0		0	0	CBUQ	Bom	4				
290,100	D	CBUQ		X																0	0		0	0	CBUQ	Bom	4				
290,120	E	CBUQ								X						X				0	0		0	10	CBUQ	Bom	4				
290,140	D	CBUQ								X						X				0	0		0	10	CBUQ	Bom	4				
290,160	E	CBUQ	X																	0	0		0	0	CBUQ	Bom	4				
290,180	D	CBUQ					X					X								0	0		10	0	CBUQ	Bom	4				
290,200	E	CBUQ	X																	0	0		0	0	CBUQ	Bom	4				
290,220	D	CBUQ					X													0	0		5	0	CBUQ	Bom	4				
290,240	E	CBUQ	X																	0	0		0	0	CBUQ	Bom	4				
290,260	D	CBUQ	X																	0	0		0	0	CBUQ	Bom	4				
290,280	E	CBUQ	X																	0	0		0	0	CBUQ	Bom	4				
290,300	D	CBUQ	X																	0	0		0	0	CBUQ	Bom	4				
290,320	E	CBUQ	X																	0	0		0	0	CBUQ	Bom	4				
290,340	D	CBUQ	X																	0	0		0	0	CBUQ	Bom	4				
290,360	E	CBUQ	X																	0	0		0	0	CBUQ	Bom	4				
290,380	D	CBUQ	X																	0	0		0	0	CBUQ	Bom	4				
290,400	E	CBUQ	X																	0	0		0	0	CBUQ	Bom	4				
290,420	D	CBUQ	X																	0	0		0	0	CBUQ	Bom	4				
290,440	E	CBUQ	X																	0	0		0	0	CBUQ	Bom	4				
290,460	D	CBUQ	X																	0	0		0	0	CBUQ	Bom	4				
290,480	E	CBUQ	X																	0	0		0	0	CBUQ	Bom	4				
290,500	D	CBUQ	X																	0	0		0	0	CBUQ	Bom	4				
290,520	E	CBUQ	X																	0	0		0	0	CBUQ	Bom	4				
290,540	D	CBUQ	X																	0	0		0	0	CBUQ	Bom	4				
290,560	E	CBUQ	X																	0	0		0	0	CBUQ	Bom	4				
290,580	D	CBUQ	X																	0	0		0	0	CBUQ	Bom	4				

INVENTÁRIO DO ESTADO DA SUPERFÍCIE DO PAVIMENTO																										DNIT-PRO 06			
RODOVIA: BR-116 (MG)																		SEGMENTO: 0,000 ao 817,000								DATA: 03/2007			
TRECHO: Div. BA/MG - Div. MG/RJ																		AVALIADOR: Gerson								PISTA: Simples		FOLHA:	
km	Faixa	Pista Tipo Rev.	OK	FC-1			FC-2		FC-3		AF	O	P	EX	D	R	ALC	ATC	DG	Flecha		% de Área			ACOSTAMENTO				
				FI	TTC	TLC	J	TB	JE	E										TRI	TRE	FC-1	FC-2	FC-3	Tipo	Estado	Deg cm	OBS.	
				(1)	(1)	(1)	(2)	(2)	(3)	(3)										(4)	(5)	(5)	(6)	(7)	(8)				
290,600	E	CBUQ	X																	0	0		0	0	CBUQ	Bom	4		
290,620	D	CBUQ	X																	0	0		0	0	CBUQ	Bom	4		
290,640	E	CBUQ												X						0	0		0	0	CBUQ	Bom	4		
290,660	D	CBUQ		X																0	0		0	0	CBUQ	Bom	4		
290,680	E	CBUQ	X																	0	0		0	0	CBUQ	Bom	4		
290,700	D	CBUQ	X																	0	0		0	0	CBUQ	Bom	4		
290,720	E	CBUQ	X																	0	0		0	0	CBUQ	Bom	4		
290,740	D	CBUQ				X														0	0		0	0	CBUQ	Bom	4		
290,760	E	CBUQ	X																	0	0		0	0	CBUQ	Bom	4		
290,780	D	CBUQ	X																	0	0		0	0	CBUQ	Bom	4		
290,800	E	CBUQ	X																	0	0		0	0	CBUQ	Bom	4		
290,820	D	CBUQ	X																	0	0		0	0	CBUQ	Bom	4		
290,840	E	CBUQ	X																	0	0		0	0	CBUQ	Bom	4		
290,860	D	CBUQ	X																	0	0		0	0	CBUQ	Bom	4		
290,880	E	CBUQ	X																	0	0		0	0	CBUQ	Bom	4		
290,900	D	CBUQ	X																	0	0		0	0	CBUQ	Bom	4		
290,920	E	CBUQ	X																	0	0		0	0	CBUQ	Bom	4		
290,940	D	CBUQ	X																	0	0		0	0	CBUQ	Bom	4		
290,960	E	CBUQ	X																	0	0		0	8	CBUQ	Bom	4		
290,980	D	CBUQ		X																0	0		0	0	CBUQ	Bom	4		
291,000	E	CBUQ	X																	0	0		0	0	CBUQ	Bom	4		
291,020	D	CBUQ	X																	0	0		0	0	CBUQ	Bom	4		
291,040	E	CBUQ	X																	0	0		0	0	CBUQ	Bom	4		
291,060	D	CBUQ	X																	0	0		0	0	CBUQ	Bom	4		
291,080	E	CBUQ	X																	0	0		0	0	CBUQ	Bom	4		
291,100	D	CBUQ	X																	0	0		0	0	CBUQ	Bom	4		
291,120	E	CBUQ	X																	0	0		0	0	CBUQ	Bom	4		
291,140	D	CBUQ	X																	0	0		0	0	CBUQ	Bom	4		
291,160	E	CBUQ	X																	0	0		0	0	CBUQ	Bom	4		
291,180	D	CBUQ	X																	0	0		0	0	CBUQ	Bom	4		
291,200	E	CBUQ	X																	0	0		0	0	CBUQ	Bom	4		
291,220	D	CBUQ	X																	0	0		0	0	CBUQ	Bom	4		
291,240	E	CBUQ	X																	0	0		0	0	CBUQ	Bom	4		

INVENTÁRIO DO ESTADO DA SUPERFÍCIE DO PAVIMENTO																											DNIT-PRO 06					
RODOVIA: BR-116 (MG)																		SEGMENTO: 0,000 ao 817,000									DATA: 03/2007					
TRECHO: Div. BA/MG - Div. MG/RJ																		AVALIADOR: Gerson									PISTA: Simples			FOLHA:		
km	Faixa	Pista Tipo Rev.	OK	FC-1			FC-2		FC-3		AF	O	P	EX	D	R	ALC	ATC	DG	Flecha		% de Área			ACOSTAMENTO							
				FI	TTC	TLC	J	TB	JE	E										TRI	TRE	FC-1	FC-2	FC-3	Tipo	Estado	Deg cm	OBS.				
				(1)	(1)	(1)	(2)	(2)	(3)	(3)																						
291,260	D	CBUQ	X																	0	0		0	0	CBUQ	Bom	4					
291,280	E	CBUQ	X																	0	0		0	0	CBUQ	Bom	4					
291,300	D	CBUQ		X																0	0		0	0	CBUQ	Bom	4					
291,320	E	CBUQ	X																	0	0		0	0	CBUQ	Bom	4					
291,340	D	CBUQ					X													0	0		0	0	CBUQ	Bom	4					
291,360	E	CBUQ	X																	0	0		0	0	CBUQ	Bom	4					
291,380	D	CBUQ											X							0	0		0	0	CBUQ	Bom	4					
291,400	E	CBUQ	X																	0	0		0	0	CBUQ	Bom	4					
291,420	D	CBUQ	X																	0	0		0	0	CBUQ	Bom	4					
291,440	E	CBUQ	X																	0	0		0	0	CBUQ	Bom	4					
291,460	D	CBUQ		X																0	0		0	0	CBUQ	Bom	4					
291,480	E	CBUQ	X																	0	0		0	0	CBUQ	Bom	4					
291,500	D	CBUQ	X																	0	0		0	0	CBUQ	Bom	4					
291,520	E	CBUQ	X																	0	0		0	0	CBUQ	Bom	4					
291,540	D	CBUQ	X																	0	0		0	0	CBUQ	Bom	4					
291,560	E	CBUQ	X																	0	0		0	0	CBUQ	Bom	4					
291,580	D	CBUQ	X																	0	0		0	0	CBUQ	Bom	4					
291,600	E	CBUQ	X																	0	0		0	0	CBUQ	Bom	4					
291,620	D	CBUQ	X																	0	0		0	0	CBUQ	Bom	4					
291,640	E	CBUQ	X																	0	0		0	0	CBUQ	Bom	4					
291,660	D	CBUQ	X																	0	0		0	0	CBUQ	Bom	4					
291,680	E	CBUQ	X																	0	0		0	0	CBUQ	Bom	4					
291,700	D	CBUQ	X																	0	0		0	0	CBUQ	Bom	4					
291,720	E	CBUQ	X																	0	0		0	0	CBUQ	Bom	4					
291,740	D	CBUQ	X																	0	0		0	0	CBUQ	Bom	4					
291,760	E	CBUQ	X																	0	0		0	0	CBUQ	Bom	4					
291,780	D	CBUQ	X																	0	0		0	0	CBUQ	Bom	4					
291,800	E	CBUQ	X																	0	0		0	0	CBUQ	Bom	4					
291,820	D	CBUQ	X																	0	0		0	0	CBUQ	Bom	4					
291,840	E	CBUQ	X																	0	0		0	0	CBUQ	Bom	4					
291,860	D	CBUQ		X																0	0		0	0	CBUQ	Bom	4					
291,880	E	CBUQ		X																0	0		0	0	CBUQ	Bom	4					
291,900	D	CBUQ		X																0	0		0	0	CBUQ	Bom	4					

INVENTÁRIO DO ESTADO DA SUPERFÍCIE DO PAVIMENTO																											DNIT-PRO 06					
RODOVIA: BR-116 (MG)																		SEGMENTO: 0,000 ao 817,000									DATA: 03/2007					
TRECHO: Div. BA/MG - Div. MG/RJ																		AVALIADOR: Gerson									PISTA: Simples			FOLHA:		
km	Faixa	Pista Tipo Rev.	OK	FC-1			FC-2		FC-3		AF	O	P	EX	D	R	ALC	ATC	DG	Flecha		% de Área			ACOSTAMENTO							
				FI	TTC	TLC	J	TB	JE	E										TRI	TRE	FC-1	FC-2	FC-3	Tipo	Estado	Deg cm	OBS.				
				(1)	(1)	(1)	(2)	(2)	(3)	(3)																			(4)	(5)	(5)	(6)
291,920	E	CBUQ	X																	0	0		0	0	CBUQ	Bom	4					
291,940	D	CBUQ			X															0	0		0	0	CBUQ	Bom	4					
291,960	E	CBUQ	X																	0	0		0	0	CBUQ	Bom	4					
291,980	D	CBUQ	X																	0	0		0	0	CBUQ	Bom	4					
292,000	E	CBUQ	X																	0	0		0	0	CBUQ	Bom	4					
292,020	D	CBUQ	X																	0	0		0	0	CBUQ	Bom	4					
292,040	E	CBUQ	X																	0	0		0	0	CBUQ	Bom	4					
292,060	D	CBUQ	X																	0	0		0	0	CBUQ	Bom	4					
292,080	E	CBUQ	X																	0	0		0	0	CBUQ	Bom	4					
292,100	D	CBUQ	X																	0	0		0	0	CBUQ	Bom	4					
292,120	E	CBUQ	X																	0	0		0	0	CBUQ	Bom	4					
292,140	D	CBUQ	X																	0	0		0	0	CBUQ	Bom	4					
292,160	E	CBUQ	X																	0	0		0	0	CBUQ	Bom	4					
292,180	D	CBUQ	X																	0	0		0	0	CBUQ	Bom	4					
292,200	E	CBUQ	X																	0	0		0	0	CBUQ	Bom	4					
292,220	D	CBUQ	X																	0	0		0	0	CBUQ	Bom	4					
292,240	E	CBUQ	X																	0	0		0	0	CBUQ	Bom	4					
292,260	D	CBUQ					X													0	4		10	0	CBUQ	Bom	4					
292,280	E	CBUQ	X																	0	0		0	0	CBUQ	Bom	4					
292,300	D	CBUQ						X				X	X			X				0	8		0	10	CBUQ	Bom	4					
292,320	E	CBUQ	X																	0	0		0	0	CBUQ	Bom	4					
292,340	D	CBUQ						X				X				X				0	0		0	70	CBUQ	Bom	4					
292,360	E	CBUQ	X																	0	0		0	0	CBUQ	Bom	4					
292,380	D	CBUQ						X				X	X			X				0	0		0	30	CBUQ	Bom	4					
292,400	E	CBUQ	X																	0	0		0	0	CBUQ	Bom	4					
292,420	D	CBUQ	X																	0	0		0	0	CBUQ	Bom	4					
292,440	E	CBUQ	X																	0	0		0	0	CBUQ	Bom	4					
292,460	D	CBUQ	X																	0	0		0	0	CBUQ	Bom	4					
292,480	E	CBUQ	X																	0	0		0	0	CBUQ	Bom	4					
292,500	D	CBUQ	X																	0	0		0	0	CBUQ	Bom	4					
292,520	E	CBUQ	X																	0	0		0	0	CBUQ	Bom	4					
292,540	D	CBUQ	X																	0	0		0	0	CBUQ	Bom	4					
292,560	E	CBUQ	X																	0	0		0	0	CBUQ	Bom	4					

INVENTÁRIO DO ESTADO DA SUPERFÍCIE DO PAVIMENTO																											DNIT-PRO 06	
RODOVIA: BR-116 (MG)																		SEGMENTO: 0,000 ao 817,000							DATA: 03/2007			
TRECHO: Div. BA/MG - Div. MG/RJ																		AVALIADOR: Gerson							PISTA: Simples		FOLHA:	
km	Faixa	Pista Tipo Rev.	OK	FC-1			FC-2		FC-3		AF	O	P	EX	D	R	ALC	ATC	DG	Flecha		% de Área			ACOSTAMENTO			
				FI	TTC	TLC	J	TB	JE	E										TRI	TRE	FC-1	FC-2	FC-3	Tipo	Estado	Deg cm	OBS.
				(1)	(1)	(1)	(2)	(2)	(3)	(3)																		
292,580	D	CBUQ				X														0	0		0	0	CBUQ	Bom	4	
292,600	E	CBUQ	X																	0	0		0	0	CBUQ	Bom	4	
292,620	D	CBUQ				X														0	0		0	0	CBUQ	Bom	4	
292,640	E	CBUQ	X																	0	0		0	0	CBUQ	Bom	4	
292,660	D	CBUQ	X																	0	0		0	0	CBUQ	Bom	4	
292,680	E	CBUQ	X																	0	0		0	0	CBUQ	Bom	4	
292,700	D	CBUQ	X																	0	0		0	0	CBUQ	Bom	4	
292,720	E	CBUQ	X																	0	0		0	0	CBUQ	Bom	4	
292,740	D	CBUQ	X																	0	0		0	0	CBUQ	Bom	4	
292,760	E	CBUQ	X																	0	0		0	0	CBUQ	Bom	4	
292,780	D	CBUQ	X																	0	0		0	0	CBUQ	Bom	4	
292,800	E	CBUQ	X																	0	0		0	0	CBUQ	Bom	4	
292,820	D	CBUQ	X																	0	0		0	0	CBUQ	Bom	4	
292,840	E	CBUQ	X																	0	0		0	0	CBUQ	Bom	4	
292,860	D	CBUQ	X																	0	0		0	0	CBUQ	Bom	4	
292,880	E	CBUQ	X																	0	0		0	0	CBUQ	Bom	4	
292,900	D	CBUQ	X																	0	0		0	0	CBUQ	Bom	4	
292,920	E	CBUQ	X																	0	0		0	0	CBUQ	Bom	4	
292,940	D	CBUQ	X																	0	0		0	0	CBUQ	Bom	4	
292,960	E	CBUQ	X																	0	0		0	0	CBUQ	Bom	4	
292,980	D	CBUQ	X																	0	0		0	0	CBUQ	Bom	4	
293,000	E	CBUQ	X																	0	0		0	0	CBUQ	Bom	4	
293,020	D	CBUQ					X													0	0		10	0	CBUQ	Bom	4	
293,040	E	CBUQ					X													0	0		5	0	CBUQ	Bom	4	
293,060	D	CBUQ	X																	0	0		0	0	CBUQ	Bom	4	
293,080	E	CBUQ					X													0	0		5	0	CBUQ	Bom	4	
293,100	D	CBUQ					X													0	0		10	0	CBUQ	Bom	4	
293,120	E	CBUQ					X													0	0		20	0	CBUQ	Bom	4	
293,140	D	CBUQ	X																	0	0		0	0	CBUQ	Bom	4	
293,160	E	CBUQ					X													0	0		20	0	CBUQ	Bom	4	
293,180	D	CBUQ					X													0	0		5	0	CBUQ	Bom	4	
293,200	E	CBUQ	X																	0	0		0	0	CBUQ	Bom	4	
293,220	D	CBUQ	X																	0	0		0	0	CBUQ	Bom	4	

INVENTÁRIO DO ESTADO DA SUPERFÍCIE DO PAVIMENTO																										DNIT-PRO 06					
RODOVIA: BR-116 (MG)													SEGMENTO: 0,000 ao 817,000													DATA: 03/2007					
TRECHO: Div. BA/MG - Div. MG/RJ													AVALIADOR: Gerson													PISTA: Simples			FOLHA:		
km	Faixa	Pista Tipo Rev.	OK	FC-1			FC-2		FC-3		AF	O	P	EX	D	R	ALC	ATC	DG	Flecha		% de Área			ACOSTAMENTO						
				FI	TTC	TLC	J	TB	JE	E										TRI	TRE	FC-1	FC-2	FC-3	Tipo	Estado	Deg cm	OBS.			
				(1)	(1)	(1)	(2)	(2)	(3)	(3)																					
293,240	E	CBUQ	X																	0	0		0	0	CBUQ	Bom	4				
293,260	D	CBUQ					X													0	0		30	0	CBUQ	Bom	4				
293,280	E	CBUQ	X																	0	0		0	0	CBUQ	Bom	4				
293,300	D	CBUQ					X													0	0		10	0	CBUQ	Bom	4				
293,320	E	CBUQ	X																	0	0		0	0	CBUQ	Bom	4				
293,340	D	CBUQ	X																	0	0		0	0	CBUQ	Bom	4				
293,360	E	CBUQ	X																	0	0		0	0	CBUQ	Bom	4				
293,380	D	CBUQ	X																	0	0		0	0	CBUQ	Bom	4				
293,400	E	CBUQ	X																	0	0		0	0	CBUQ	Bom	4				
293,420	D	CBUQ	X																	0	0		0	0	CBUQ	Bom	4				
293,440	E	CBUQ	X																	0	0		0	0	CBUQ	Bom	4				
293,460	D	CBUQ	X																	0	0		0	0	CBUQ	Bom	4				
293,480	E	CBUQ	X																	0	0		0	0	CBUQ	Bom	4				
293,500	D	CBUQ	X																	0	0		0	0	CBUQ	Bom	4				
293,520	E	CBUQ	X																	0	0		0	0	CBUQ	Bom	4				
293,540	D	CBUQ	X																	0	0		0	0	CBUQ	Bom	4				
293,560	E	CBUQ	X																	0	0		0	0	CBUQ	Bom	4				
293,580	D	CBUQ	X																	0	0		0	0	CBUQ	Bom	4				
293,600	E	CBUQ	X																	0	0		0	0	CBUQ	Bom	4				
293,620	D	CBUQ	X																	0	0		0	0	CBUQ	Bom	4				
293,640	E	CBUQ	X																	0	0		0	0	CBUQ	Bom	4				
293,660	D	CBUQ	X																	0	0		0	0	CBUQ	Bom	4				
293,680	E	CBUQ	X																	0	0		0	0	CBUQ	Bom	4				
293,700	D	CBUQ	X																	0	0		0	0	CBUQ	Bom	4				
293,720	E	CBUQ	X																	0	0		0	0	CBUQ	Bom	4				
293,740	D	CBUQ		X																0	0		0	0	CBUQ	Bom	4				
293,760	E	CBUQ	X																	0	0		0	0	CBUQ	Bom	4				
293,780	D	CBUQ	X																	0	0		0	0	CBUQ	Bom	4				
293,800	E	CBUQ	X																	0	0		0	0	CBUQ	Bom	4				
293,820	D	CBUQ	X																	0	0		0	0	CBUQ	Bom	4				
293,840	E	CBUQ	X																	0	0		0	0	CBUQ	Bom	4				
293,860	D	CBUQ	X																	0	0		0	0	CBUQ	Bom	4				
293,880	E	CBUQ	X																	0	0		0	0	CBUQ	Bom	4				

INVENTÁRIO DO ESTADO DA SUPERFÍCIE DO PAVIMENTO																										DNIT-PRO 06			
RODOVIA: BR-116 (MG)																		SEGMENTO: 0,000 ao 817,000								DATA: 03/2007			
TRECHO: Div. BA/MG - Div. MG/RJ																		AVALIADOR: Gerson								PISTA: Simples		FOLHA:	
km	Faixa	Pista Tipo Rev.	OK	FC-1			FC-2		FC-3		AF	O	P	EX	D	R	ALC	ATC	DG	Flecha		% de Área			ACOSTAMENTO				
				FI	TTC	TLC	J	TB	JE	E										TRI	TRE	FC-1	FC-2	FC-3	Tipo	Estado	Deg cm	OBS.	
				(1)	(1)	(1)	(2)	(2)	(3)	(3)																			
293,900	D	CBUQ	X																	0	0		0	0	CBUQ	Bom	4		
293,920	E	CBUQ	X																	0	0		0	0	CBUQ	Bom	4		
293,940	D	CBUQ											X							0	0		0	0	CBUQ	Bom	4		
293,960	E	CBUQ	X																	0	0		0	0	CBUQ	Bom	4		
293,980	D	CBUQ											X							0	0		0	0	CBUQ	Bom	4		
294,000	E	CBUQ	X																	0	0		0	0	CBUQ	Bom	4		
294,020	D	CBUQ												X						0	0		0	0	CBUQ	Bom	4		
294,040	E	CBUQ	X																	0	0		0	0	CBUQ	Bom	4		
294,060	D	CBUQ												X						0	0		0	0	CBUQ	Bom	4		
294,080	E	CBUQ	X																	0	0		0	0	CBUQ	Bom	4		
294,100	D	CBUQ												X						0	0		0	0	CBUQ	Bom	4		
294,120	E	CBUQ	X																	0	0		0	0	CBUQ	Bom	4		
294,140	D	CBUQ												X						0	0		0	0	CBUQ	Bom	4		
294,160	E	CBUQ	X																	0	0		0	0	CBUQ	Bom	4		
294,180	D	CBUQ												X						0	0		0	0	CBUQ	Bom	4		
294,200	E	CBUQ	X																	0	0		0	0	CBUQ	Bom	4		
294,220	D	CBUQ												X						0	0		0	0	CBUQ	Bom	4		
294,240	E	CBUQ	X																	0	0		0	0	CBUQ	Bom	4		
294,260	D	CBUQ												X						0	0		0	0	CBUQ	Bom	4		
294,280	E	CBUQ	X																	0	0		0	0	CBUQ	Bom	4		
294,300	D	CBUQ												X						0	0		0	0	CBUQ	Bom	4		
294,320	E	CBUQ	X																	0	0		0	0	CBUQ	Bom	4		
294,340	D	CBUQ	X																	0	0		0	0	CBUQ	Bom	4		
294,360	E	CBUQ	X																	0	0		0	0	CBUQ	Bom	4		
294,380	D	CBUQ	X																	0	0		0	0	CBUQ	Bom	4		
294,400	E	CBUQ	X																	0	0		0	0	CBUQ	Bom	4		
294,420	D	CBUQ	X																	0	0		0	0	CBUQ	Bom	4		
294,440	E	CBUQ					X					X								0	0		30	0	CBUQ	Bom	4		
294,460	D	CBUQ							X			X	X			X				0	0		0	100	CBUQ	Bom	4		
294,480	E	CBUQ							X			X	X			X				0	0		0	80	CBUQ	Bom	4		
294,500	D	CBUQ							X		X	X								0	0		0	30	CBUQ	Bom	4		
294,520	E	CBUQ							X		X	X		X		X				0	0		0	30	CBUQ	Bom	4		
294,540	D	CBUQ							X		X	X				X				0	0		0	30	CBUQ	Bom	4		

INVENTÁRIO DO ESTADO DA SUPERFÍCIE DO PAVIMENTO																									DNIT-PRO 06				
RODOVIA: BR-116 (MG)										SEGMENTO: 0,000 ao 817,000															DATA: 03/2007				
TRECHO: Div. BA/MG - Div. MG/RJ										AVALIADOR: Gerson										PISTA: Simples					FOLHA:				
km	Faixa	Pista Tipo Rev.	OK	FC-1			FC-2		FC-3		AF	O	P	EX	D	R	ALC	ATC	DG	Flecha mm		% de Área			ACOSTAMENTO				
				FI	TTC	TLC	J	TB	JE	E										TRI	TRE	FC-1	FC-2	FC-3	Tipo	Estado	Deg cm	OBS.	
				(1)	(1)	(1)	(2)	(2)	(3)	(3)										(4)	(5)	(5)	(6)	(7)	(8)				
294,560	E	CBUQ							X		X	X				X				0	0		0	80	CBUQ	Bom	4		
294,580	D	CBUQ	X																	0	0		0	0	CBUQ	Bom	4		
294,600	E	CBUQ							X		X	X				X				0	0		0	20	CBUQ	Bom	4		
294,620	D	CBUQ	X																	0	0		0	0	CBUQ	Ruim	4		
294,640	E	CBUQ																		0	0		0	0	CBUQ	Bom	4		
294,660	D	CBUQ	X																	0	0		0	0	CBUQ	Bom	4		
294,680	E	CBUQ	X																	0	0		0	0	CBUQ	Bom	4		
294,700	D	CBUQ	X																	0	0		0	0	CBUQ	Ruim	4		
294,720	E	CBUQ																		6	8		0	0	CBUQ	Bom	4		
294,740	D	CBUQ																		2	3		0	0	CBUQ	Bom	4		
294,760	E	CBUQ	X																	0	0		0	0	CBUQ	Bom	4		
294,780	D	CBUQ	X																	0	0		0	0	CBUQ	Bom	4		
294,800	E	CBUQ	X																	0	0		0	0	CBUQ	Bom	4		
294,820	D	CBUQ	X																	0	0		0	0	CBUQ	Bom	4		
294,840	E	CBUQ	X																	0	0		0	0	CBUQ	Bom	4		
294,860	D	CBUQ							X			X				X				0	0		0	30	CBUQ	Bom	4		
294,880	E	CBUQ	X																	0	0		0	0	CBUQ	Bom	4		
294,900	D	CBUQ							X											0	0		0	100	CBUQ	Bom	4		
294,920	E	CBUQ	X																	0	0		0	0	CBUQ	Bom	4		
294,940	D	CBUQ							X			X				X				0	0		0	30	CBUQ	Bom	4		
294,960	E	CBUQ							X											0	0		0	10	CBUQ	Bom	4		
294,980	D	CBUQ					X					X				X				0	0		70	0	CBUQ	Bom	4		
295,000	E	CBUQ	X																	0	0		0	0	CBUQ	Bom	4		
295,020	D	CBUQ							X											0	0		0	30	CBUQ	Bom	4		
295,040	E	CBUQ					X													0	6		10	0	CBUQ	Bom	4		
295,060	D	CBUQ	X																	0	0		0	0	CBUQ	Bom	4		
295,080	E	CBUQ					X			X						X				0	6		10	10	CBUQ	Bom	4		
295,100	D	CBUQ		X																2	3		0	0	CBUQ	Bom	4		
295,120	E	CBUQ																		2	4		0	0	CBUQ	Bom	4		
295,140	D	CBUQ							X											6	8		0	10	CBUQ	Bom	4		
295,160	E	CBUQ					X													2	5		5	0	CBUQ	Bom	4		
295,180	D	CBUQ					X													2	4		5	0	CBUQ	Bom	4		
295,200	E	CBUQ	X																	0	0		0	0	CBUQ	Bom	4		

INVENTÁRIO DO ESTADO DA SUPERFÍCIE DO PAVIMENTO																									DNIT-PRO 06				
RODOVIA: BR-116 (MG)										SEGMENTO: 0,000 ao 817,000															DATA: 03/2007				
TRECHO: Div. BA/MG - Div. MG/RJ										AVALIADOR: Gerson										PISTA: Simples					FOLHA:				
km	Faixa	Pista Tipo Rev.	OK	FC-1			FC-2		FC-3		AF	O	P	EX	D	R	ALC	ATC	DG	Flecha		% de Área			ACOSTAMENTO				
				FI	TTC	TLC	J	TB	JE	E										TRI	TRE	FC-1	FC-2	FC-3	Tipo	Estado	Deg	OBS.	
				(1)	(1)	(1)	(2)	(2)	(3)	(3)										(4)	(5)	(5)	(6)	(7)	(8)				
295,220	D	CBUQ					X													6	2		5	0	CBUQ	Bom	4		
295,240	E	CBUQ	X																	0	0		0	0	CBUQ	Bom	4		
295,260	D	CBUQ																		2	8		0	0	CBUQ	Bom	4		
295,280	E	CBUQ	X																	0	0		0	0	CBUQ	Bom	4		
295,300	D	CBUQ																		2	4		0	0	CBUQ	Bom	4		
295,320	E	CBUQ	X																	0	0		0	0	CBUQ	Bom	4		
295,340	D	CBUQ	X																	0	0		0	0	CBUQ	Bom	4		
295,360	E	CBUQ	X																	0	0		0	0	CBUQ	Bom	4		
295,380	D	CBUQ	X																	0	0		0	0	CBUQ	Bom	4		
295,400	E	CBUQ	X																	0	0		0	0	CBUQ	Bom	4		
295,420	D	CBUQ																		2	5		0	0	CBUQ	Bom	4		
295,440	E	CBUQ	X																	0	0		0	0	CBUQ	Bom	4		
295,460	D	CBUQ																		2	6		0	0	CBUQ	Bom	4		
295,480	E	CBUQ	X																	0	0		0	0	CBUQ	Bom	4		
295,500	D	CBUQ																		2	4		0	0	CBUQ	Bom	4		
295,520	E	CBUQ	X																	0	0		0	0	CBUQ	Bom	4		
295,540	D	CBUQ	X																	0	0		0	0	CBUQ	Bom	4		
295,560	E	CBUQ	X																	0	0		0	0	CBUQ	Bom	4		
295,580	D	CBUQ	X																	0	0		0	0	CBUQ	Bom	4		
295,600	E	CBUQ	X																	0	0		0	0	CBUQ	Bom	4		
295,620	D	CBUQ	X																	0	0		0	0	CBUQ	Bom	4		
295,640	E	CBUQ	X																	0	0		0	0	CBUQ	Bom	4		
295,660	D	CBUQ	X																	0	0		0	0	CBUQ	Bom	4		
295,680	E	CBUQ	X																	0	0		0	0	CBUQ	Bom	4		
295,700	D	CBUQ	X																	0	0		0	0	CBUQ	Bom	4		
295,720	E	CBUQ	X																	0	0		0	0	CBUQ	Bom	4		
295,740	D	CBUQ	X																	0	0		0	0	CBUQ	Bom	4		
295,760	E	CBUQ	X																	0	0		0	0	CBUQ	Bom	4		
295,780	D	CBUQ	X																	0	0		0	0	CBUQ	Bom	4		
295,800	E	CBUQ	X																	0	0		0	0	CBUQ	Bom	4		
295,820	D	CBUQ	X																	0	0		0	0	CBUQ	Bom	4		
295,840	E	CBUQ	X																	0	0		0	0	CBUQ	Bom	4		
295,860	D	CBUQ	X																	0	0		0	0	CBUQ	Bom	4		

INVENTÁRIO DO ESTADO DA SUPERFÍCIE DO PAVIMENTO																											DNIT-PRO 06					
RODOVIA: BR-116 (MG)																		SEGMENTO: 0,000 ao 817,000									DATA: 03/2007					
TRECHO: Div. BA/MG - Div. MG/RJ																		AVALIADOR: Gerson									PISTA: Simples			FOLHA:		
km	Faixa	Pista Tipo Rev.	OK	FC-1			FC-2		FC-3		AF	O	P	EX	D	R	ALC	ATC	DG	Flecha		% de Área			ACOSTAMENTO							
				FI	TTC	TLC	J	TB	JE	E										TRI	TRE	FC-1	FC-2	FC-3	Tipo	Estado	Deg cm	OBS.				
				(1)	(1)	(1)	(2)	(2)	(3)	(3)										(4)	(5)	(5)	(6)	(7)	(8)							
295,880	E	CBUQ	X																	0	0		0	0	CBUQ	Bom	4					
295,900	D	CBUQ	X																	0	0		0	0	CBUQ	Bom	4					
295,920	E	CBUQ	X																	0	0		0	0	CBUQ	Bom	4					
295,940	D	CBUQ					X													2	6		30	0	CBUQ	Bom	4					
295,960	E	CBUQ	X																	0	0		0	0	CBUQ	Bom	4					
295,980	D	CBUQ						X												2	4		0	40	CBUQ	Bom	4					
296,000	E	CBUQ					X													0	0		5	0	CBUQ	Bom	4					
296,020	D	CBUQ					X													2	6		10	0	CBUQ	Bom	4					
296,040	E	CBUQ	X																	0	0		0	0	CBUQ	Bom	4					
296,060	D	CBUQ		X																0	0		0	0	CBUQ	Bom	4					
296,080	E	CBUQ	X																	0	0		0	0	CBUQ	Bom	4					
296,100	D	CBUQ				X							X							0	0		0	0	CBUQ	Bom	4					
296,120	E	CBUQ	X																	0	0		0	0	CBUQ	Bom	4					
296,140	D	CBUQ		X																0	0		0	0	CBUQ	Bom	4					
296,160	E	CBUQ	X																	0	0		0	0	CBUQ	Bom	4					
296,180	D	CBUQ	X																	0	0		0	0	CBUQ	Bom	4					
296,200	E	CBUQ	X																	0	0		0	0	CBUQ	Bom	4					
296,220	D	CBUQ	X																	0	0		0	0	CBUQ	Bom	4					
296,240	E	CBUQ	X																	0	0		0	0	CBUQ	Bom	4					
296,260	D	CBUQ	X																	0	0		0	0	CBUQ	Bom	4					
296,280	E	CBUQ	X																	0	0		0	0	CBUQ	Bom	4					
296,300	D	CBUQ	X																	0	0		0	0	CBUQ	Bom	4					
296,320	E	CBUQ	X																	0	0		0	0	CBUQ	Bom	4					
296,340	D	CBUQ	X																	0	0		0	0	CBUQ	Bom	4					
296,360	E	CBUQ	X																	0	0		0	0	CBUQ	Bom	4					
296,380	D	CBUQ		X																0	0		0	0	CBUQ	Bom	4					
296,400	E	CBUQ	X																	0	0		0	0	CBUQ	Bom	4					
296,420	D	CBUQ					X													0	0		10	0	CBUQ	Bom	4					
296,440	E	CBUQ	X																	0	0		0	0	CBUQ	Bom	4					
296,460	D	CBUQ					X													0	0		20	0	CBUQ	Bom	4					
296,480	E	CBUQ																		2	0		0	0	CBUQ	Bom	4					
296,500	D	CBUQ		X																0	0		0	0	CBUQ	Ruim	4					
296,520	E	CBUQ	X																	0	0		0	0	CBUQ	Bom	4					

INVENTÁRIO DO ESTADO DA SUPERFÍCIE DO PAVIMENTO																											DNIT-PRO 06					
RODOVIA: BR-116 (MG)																		SEGMENTO: 0,000 ao 817,000									DATA: 03/2007					
TRECHO: Div. BA/MG - Div. MG/RJ																		AVALIADOR: Gerson									PISTA: Simples			FOLHA:		
km	Faixa	Pista Tipo Rev.	OK	FC-1			FC-2		FC-3		AF	O	P	EX	D	R	ALC	ATC	DG	Flecha		% de Área			ACOSTAMENTO							
				FI	TTC	TLC	J	TB	JE	E										TRI	TRE	FC-1	FC-2	FC-3	Tipo	Estado	Deg cm	OBS.				
				(1)	(1)	(1)	(2)	(2)	(3)	(3)										(4)	(5)	(5)	(6)	(7)	(8)							
296,540	D	CBUQ							X											0	0		0	70	CBUQ	Bom	4					
296,560	E	CBUQ							X				X			X				0	0		0	40	CBUQ	Bom	4					
296,580	D	CBUQ					X													0	0		10	0	CBUQ	Bom	4					
296,600	E	CBUQ		X																0	0		0	0	CBUQ	Bom	4					
296,620	D	CBUQ	X																	0	0		0	0	Sem Acostamento							
296,640	E	CBUQ		X																0	0		0	0	Sem Acostamento							
296,660	D	CBUQ					X													0	0		10	0	CBUQ	Bom	4					
296,680	E	CBUQ	X																	0	0		0	0	CBUQ	Bom	4					
296,700	D	CBUQ		X																0	0		0	0	CBUQ	Bom	4					
296,720	E	CBUQ	X																	0	0		0	0	CBUQ	Bom	4					
296,740	D	CBUQ	X																	0	0		0	0	CBUQ	Bom	4					
296,760	E	CBUQ																		2	6		0	0	CBUQ	Bom	4					
296,780	D	CBUQ		X																0	0		0	0	CBUQ	Bom	4					
296,800	E	CBUQ	X																	0	0		0	0	CBUQ	Bom	4					
296,820	D	CBUQ	X																	0	0		0	0	CBUQ	Bom	4					
296,840	E	CBUQ	X																	0	0		2	0	CBUQ	Bom	4					
296,860	D	CBUQ	X																	0	0		0	0	CBUQ	Bom	4					
296,880	E	CBUQ	X																	0	0		0	0	CBUQ	Bom	4					
296,900	D	CBUQ	X																	0	0		0	0	CBUQ	Bom	4					
296,920	E	CBUQ	X																	0	0		0	0	CBUQ	Bom	4					
296,940	D	CBUQ		X																0	0		0	0	CBUQ	Bom	4					
296,960	E	CBUQ					X													6	8		70	0	CBUQ	Bom	4					
296,980	D	CBUQ																		0	3		0	0	CBUQ	Bom	4					
297,000	E	CBUQ	X																	0	0		0	0	CBUQ	Bom	4					
297,020	D	CBUQ	X																	0	0		0	0	CBUQ	Bom	4					
297,040	E	CBUQ		X																0	0		0	0	CBUQ	Bom	4					
297,060	D	CBUQ		X																0	0		0	0	CBUQ	Bom	4					
297,080	E	CBUQ	X																	0	0		0	0	CBUQ	Bom	4					
297,100	D	CBUQ	X																	0	0		0	0	CBUQ	Bom	4					
297,120	E	CBUQ	X																	0	0		0	0	CBUQ	Bom	4					
297,140	D	CBUQ	X																	0	0		0	0	Sem Acostamento							
297,160	E	CBUQ	X																	0	0		0	0	Sem Acostamento							
297,180	D	CBUQ	X																	0	0		0	0	Sem Acostamento							

INVENTÁRIO DO ESTADO DA SUPERFÍCIE DO PAVIMENTO																									DNIT-PRO 06									
RODOVIA: BR-116 (MG)															SEGMENTO: 0,000 ao 817,000										DATA: 03/2007									
TRECHO: Div. BA/MG - Div. MG/RJ															AVALIADOR: Gerson										PISTA: Simples					FOLHA:				
km	Faixa	Pista Tipo Rev.	OK	FC-1			FC-2		FC-3		AF	O	P	EX	D	R	ALC	ATC	DG	Flecha mm		% de Área			ACOSTAMENTO									
				FI	TTC	TLC	J	TB	JE	E										TRI	TRE	FC-1	FC-2	FC-3	Tipo	Estado	Deg cm	OBS.						
				(1)	(1)	(1)	(2)	(2)	(3)	(3)										(4)	(5)	(5)	(6)	(7)					(8)					
297,200	E	CBUQ	X																	0	0		0	0	Sem Acostamento									
297,220	D	CBUQ	X																	0	0		0	0	Sem Acostamento									
297,240	E	CBUQ	X																	0	0		0	0	Sem Acostamento									
297,260	D	CBUQ	X																	0	0		0	0	Sem Acostamento									
297,280	E	CBUQ	X																	0	0		0	0	Sem Acostamento									
297,300	D	CBUQ	X																	0	0		0	0	Sem Acostamento									
297,320	E	CBUQ	X																	0	0		0	0	CBUQ	Bom	4							
297,340	D	CBUQ	X																	0	0		0	0	CBUQ	Bom	4							
297,360	E	CBUQ	X																	0	0		0	0	CBUQ	Bom	4							
297,380	D	CBUQ	X																	0	0		0	0	CBUQ	Bom	4							
297,400	E	CBUQ	X																	0	0		0	0	CBUQ	Bom	4							
297,420	D	CBUQ	X																	0	0		0	0	CBUQ	Bom	4							
297,440	E	CBUQ	X																	0	0		0	0	CBUQ	Bom	4							
297,460	D	CBUQ	X																	0	0		0	0	CBUQ	Bom	4							
297,480	E	CBUQ	X																	0	0		0	0	CBUQ	Bom	4							
297,500	D	CBUQ		X																0	0		0	0	CBUQ	Bom	4							
297,520	E	CBUQ		X																0	0		0	0	CBUQ	Bom	4							
297,540	D	CBUQ		X																0	0		0	0	CBUQ	Bom	4							
297,560	E	CBUQ	X																	0	0		0	0	CBUQ	Bom	4							
297,580	D	CBUQ		X																0	0		0	0	CBUQ	Bom	4							
297,600	E	CBUQ	X																	0	0		0	0	CBUQ	Bom	4							
297,620	D	CBUQ		X																0	0		0	0	CBUQ	Bom	4							
297,640	E	CBUQ	X																	0	0		0	0	CBUQ	Bom	4							
297,660	D	CBUQ		X																0	0		0	0	CBUQ	Bom	4							
297,680	E	CBUQ	X																	0	0		0	0	CBUQ	Bom	4							
297,700	D	CBUQ					X													0	0		5	0	CBUQ	Bom	4							
297,720	E	CBUQ	X																	0	0		0	0	CBUQ	Bom	4							
297,740	D	CBUQ	X																	0	0		0	0	CBUQ	Bom	4							
297,760	E	CBUQ	X																	0	0		0	0	CBUQ	Bom	4							
297,780	D	CBUQ					X													0	0		10	0	CBUQ	Bom	4							
297,800	E	CBUQ		X																0	0		0	0	CBUQ	Bom	4							
297,820	D	CBUQ		X																0	0		0	0	CBUQ	Bom	4							
297,840	E	CBUQ	X																	0	0		0	0	CBUQ	Bom	4							

INVENTÁRIO DO ESTADO DA SUPERFÍCIE DO PAVIMENTO																											DNIT-PRO 06	
RODOVIA: BR-116 (MG)																		SEGMENTO: 0,000 ao 817,000							DATA: 03/2007			
TRECHO: Div. BA/MG - Div. MG/RJ																		AVALIADOR: Gerson							PISTA: Simples		FOLHA:	
km	Faixa	Pista Tipo Rev.	OK	FC-1			FC-2		FC-3		AF	O	P	EX	D	R	ALC	ATC	DG	Flecha		% de Área			ACOSTAMENTO			
				FI	TTC	TLC	J	TB	JE	E										TRI	TRE	FC-1	FC-2	FC-3	Tipo	Estado	Deg cm	OBS.
				(1)	(1)	(1)	(2)	(2)	(3)	(3)																		
297,860	D	CBUQ							X											0	0		0	10	CBUQ	Bom	4	
297,880	E	CBUQ	X																	0	0		0	0	CBUQ	Bom	4	
297,900	D	CBUQ					X													0	0		0	0	CBUQ	Bom	4	
297,920	E	CBUQ	X																	0	0		0	0	CBUQ	Bom	4	
297,940	D	CBUQ	X																	0	0		0	0	CBUQ	Bom	4	
297,960	E	CBUQ	X																	0	0		0	0	CBUQ	Bom	4	
297,980	D	CBUQ	X																	0	0		0	0	CBUQ	Bom	4	
298,000	E	CBUQ	X																	0	0		0	0	CBUQ	Bom	4	
298,020	D	CBUQ		X																0	0		0	0	CBUQ	Bom	4	
298,040	E	CBUQ	X																	0	0		0	0	CBUQ	Bom	4	
298,060	D	CBUQ	X																	0	0		0	0	CBUQ	Bom	4	
298,080	E	CBUQ		X																0	0		0	0	CBUQ	Bom	4	
298,100	D	CBUQ	X																	0	0		0	0	CBUQ	Bom	4	
298,120	E	CBUQ		X																0	0		0	0	CBUQ	Bom	4	
298,140	D	CBUQ					X													0	0		0	0	CBUQ	Bom	4	
298,160	E	CBUQ	X																	0	0		10	0	CBUQ	Bom	4	
298,180	D	CBUQ		X																0	0		0	0	CBUQ	Bom	4	
298,200	E	CBUQ	X																	0	0		0	0	CBUQ	Bom	4	
298,220	D	CBUQ					X													0	0		0	0	CBUQ	Bom	4	
298,240	E	CBUQ																		0	0		10	0	CBUQ	Bom	4	
298,260	D	CBUQ					X													0	0		5	0	CBUQ	Bom	4	
298,280	E	CBUQ					X													3	4		10	0	CBUQ	Bom	4	
298,300	D	CBUQ					X													2	8		5	0	CBUQ	Bom	4	
298,320	E	CBUQ					X													3	4		5	0	CBUQ	Bom	4	
298,340	D	CBUQ					X													6	8		10	0	CBUQ	Bom	4	
298,360	E	CBUQ		X																0	0		0	0	CBUQ	Bom	4	
298,380	D	CBUQ					X													2	3		5	0	CBUQ	Bom	4	
298,400	E	CBUQ	X																	0	0		0	0	CBUQ	Bom	4	
298,420	D	CBUQ		X																0	0		0	0	CBUQ	Bom	4	
298,440	E	CBUQ	X																	0	0		0	0	CBUQ	Bom	4	
298,460	D	CBUQ	X																	0	0		0	0	CBUQ	Bom	4	
298,480	E	CBUQ	X																	0	0		0	0	CBUQ	Bom	4	
298,500	D	CBUQ	X																	0	0		0	0	CBUQ	Bom	4	

INVENTÁRIO DO ESTADO DA SUPERFÍCIE DO PAVIMENTO																										DNIT-PRO 06			
RODOVIA: BR-116 (MG)													SEGMENTO: 0,000 ao 817,000													DATA: 03/2007			
TRECHO: Div. BA/MG - Div. MG/RJ													AVALIADOR: Gerson													PISTA: Simples		FOLHA:	
km	Faixa	Pista Tipo Rev.	OK	FC-1			FC-2		FC-3		AF	O	P	EX	D	R	ALC	ATC	DG	Flecha		% de Área			ACOSTAMENTO				
				FI	TTC	TLC	J	TB	JE	E										TRI	TRE	FC-1	FC-2	FC-3	Tipo	Estado	Deg cm	OBS.	
				(1)	(1)	(1)	(2)	(2)	(3)	(3)																			
298,520	E	CBUQ	X																	0	0		0	0	CBUQ	Bom	4		
298,540	D	CBUQ		X																0	0		0	0	CBUQ	Bom	4		
298,560	E	CBUQ	X																	0	0		0	0	CBUQ	Bom	4		
298,580	D	CBUQ					X													0	0		0	0	CBUQ	Bom	4		
298,600	E	CBUQ	X																	0	0		0	0	CBUQ	Bom	4		
298,620	D	CBUQ	X																	0	0		0	0	CBUQ	Bom	4		
298,640	E	CBUQ		X																0	0		0	0	CBUQ	Bom	4		
298,660	D	CBUQ		X																0	0		0	0	CBUQ	Bom	4		
298,680	E	CBUQ		X																0	0		0	0	CBUQ	Bom	4		
298,700	D	CBUQ					X													0	0		0	0	CBUQ	Bom	4		
298,720	E	CBUQ	X																	0	0		0	0	CBUQ	Bom	4		
298,740	D	CBUQ	X																	0	0		0	0	CBUQ	Bom	4		
298,760	E	CBUQ	X																	0	0		0	0	CBUQ	Bom	4		
298,780	D	CBUQ		X																0	0		0	0	CBUQ	Bom	4		
298,800	E	CBUQ	X																	0	0		0	0	CBUQ	Bom	4		
298,820	D	CBUQ	X																	0	0		0	0	CBUQ	Bom	4		
298,840	E	CBUQ	X																	0	0		0	0	CBUQ	Bom	4		
298,860	D	CBUQ	X																	0	0		0	0	CBUQ	Bom	4		
298,880	E	CBUQ	X																	0	0		0	0	CBUQ	Bom	4		
298,900	D	CBUQ	X																	0	0		0	0	CBUQ	Bom	4		
298,920	E	CBUQ	X																	0	0		0	0	CBUQ	Bom	4		
298,940	D	CBUQ		X																0	0		0	0	CBUQ	Bom	4		
298,960	E	CBUQ	X																	0	0		0	0	CBUQ	Bom	4		
298,980	D	CBUQ	X																	0	0		0	0	CBUQ	Bom	4		
299,000	E	CBUQ	X																	0	0		0	0	CBUQ	Bom	4		
299,020	D	CBUQ	X																	0	0		0	0	CBUQ	Bom	4		
299,040	E	CBUQ	X																	0	0		0	0	CBUQ	Bom	4		
299,060	D	CBUQ	X																	0	0		0	0	CBUQ	Bom	4		
299,080	E	CBUQ	X																	0	0		0	0	CBUQ	Bom	4		
299,100	D	CBUQ	X																	0	0		0	0	CBUQ	Bom	4		
299,120	E	CBUQ	X																	0	0		0	0	CBUQ	Bom	4		
299,140	D	CBUQ	X																	0	0		0	0	CBUQ	Bom	4		
299,160	E	CBUQ	X																	0	0		0	0	CBUQ	Bom	4		

INVENTÁRIO DO ESTADO DA SUPERFÍCIE DO PAVIMENTO																										DNIT-PRO 06			
RODOVIA: BR-116 (MG)													SEGMENTO: 0,000 ao 817,000													DATA: 03/2007			
TRECHO: Div. BA/MG - Div. MG/RJ													AVALIADOR: Gerson													PISTA: Simples		FOLHA:	
km	Faixa	Pista Tipo Rev.	OK	FC-1			FC-2		FC-3		AF	O	P	EX	D	R	ALC	ATC	DG	Flecha		% de Área			ACOSTAMENTO				
				FI	TTC	TLC	J	TB	JE	E										TRI	TRE	FC-1	FC-2	FC-3	Tipo	Estado	Deg cm	OBS.	
				(1)	(1)	(1)	(2)	(2)	(3)	(3)										(4)	(5)	(5)	(6)	(7)					(8)
299,180	D	CBUQ							X		X					X				0	0		0	10	CBUQ	Bom	4		
299,200	E	CBUQ		X																0	0		0	0	CBUQ	Bom	4		
299,220	D	CBUQ	X																	0	0		0	0	CBUQ	Bom	4		
299,240	E	CBUQ	X																	0	0		0	0	CBUQ	Bom	4		
299,260	D	CBUQ		X																0	0		0	0	CBUQ	Bom	4		
299,280	E	CBUQ							X											0	0		0	5	CBUQ	Bom	4		
299,300	D	CBUQ		X																0	0		0	0	CBUQ	Bom	4		
299,320	E	CBUQ		X																0	0		0	0	CBUQ	Bom	4		
299,340	D	CBUQ	X																	0	0		0	0	CBUQ	Bom	4		
299,360	E	CBUQ	X																	0	0		0	0	CBUQ	Bom	4		
299,380	D	CBUQ	X																	0	0		0	0	CBUQ	Bom	4		
299,400	E	CBUQ	X																	0	0		0	0	CBUQ	Bom	4		
299,420	D	CBUQ	X																	0	0		0	0	CBUQ	Bom	4		
299,440	E	CBUQ	X																	0	0		0	0	CBUQ	Bom	4		
299,460	D	CBUQ		X																0	0		0	0	CBUQ	Bom	4		
299,480	E	CBUQ	X																	0	0		0	0	CBUQ	Bom	4		
299,500	D	CBUQ					X													0	0		5	0	CBUQ	Ruim	4		
299,520	E	CBUQ	X																	0	0		0	0	CBUQ	Bom	4		
299,540	D	CBUQ		X																0	0		0	0	CBUQ	Bom	4		
299,560	E	CBUQ		X																0	0		0	0	CBUQ	Bom	4		
299,580	D	CBUQ					X													0	0		5	0	CBUQ	Bom	4		
299,600	E	CBUQ	X																	0	0		0	0	CBUQ	Bom	4		
299,620	D	CBUQ	X																	0	0		0	0	CBUQ	Bom	4		
299,640	E	CBUQ	X																	0	0		0	0	CBUQ	Bom	4		
299,660	D	CBUQ	X																	0	0		0	0	CBUQ	Bom	4		
299,680	E	CBUQ	X																	0	0		0	0	CBUQ	Bom	4		
299,700	D	CBUQ	X																	0	0		0	0	CBUQ	Bom	4		
299,720	E	CBUQ							X											0	0		0	10	CBUQ	Bom	4		
299,740	D	CBUQ	X																	0	0		0	0	CBUQ	Bom	4		
299,760	E	CBUQ	X																	0	0		0	0	CBUQ	Bom	4		
299,780	D	CBUQ	X																	0	0		0	0	CBUQ	Bom	4		
299,800	E	CBUQ					X													0	0		5	0	CBUQ	Bom	4		
299,820	D	CBUQ	X																	0	0		0	0	CBUQ	Bom	4		

INVENTÁRIO DO ESTADO DA SUPERFÍCIE DO PAVIMENTO																									DNIT-PRO 06									
RODOVIA: BR-116 (MG)										SEGMENTO: 0,000 ao 817,000															DATA: 03/2007									
TRECHO: Div. BA/MG - Div. MG/RJ										AVALIADOR: Gerson										PISTA: Simples										FOLHA:				
km	Faixa	Pista Tipo Rev.	OK	FC-1			FC-2		FC-3		AF	O	P	EX	D	R	ALC	ATC	DG	Flecha		% de Área			ACOSTAMENTO									
				FI	TTC	TLC	J	TB	JE	E										TRI	TRE	FC-1	FC-2	FC-3	Tipo	Estado	Deg cm	OBS.						
				(1)	(1)	(1)	(2)	(2)	(3)	(3)										(4)	(5)	(5)	(6)	(7)	(8)									
299,840	E	CBUQ							X											0	0		0	10	CBUQ	Bom	4							
299,860	D	CBUQ	X																	0	0		0	0	CBUQ	Bom	4							
299,880	E	CBUQ							X											0	0		0	5	CBUQ	Bom	4							
299,900	D	CBUQ																		0	0		0	0	CBUQ	Bom	4							
299,920	E	CBUQ							X											0	0		0	10	CBUQ	Bom	4							
299,940	D	CBUQ	X																	0	0		0	0	CBUQ	Bom	4							
299,960	E	CBUQ		X																0	0		0	0	CBUQ	Bom	4							
299,980	D	CBUQ		X																0	0		0	0	CBUQ	Bom	4							
300,000	E	CBUQ		X																0	0		0	0	CBUQ	Bom	4							
300,020	D	CBUQ					X													0	0		5	0	CBUQ	Bom	4							
300,040	E	CBUQ							X			X				X				6	7		0	10	CBUQ	Bom	4							
300,060	D	CBUQ							X			X				X				0	0		0	80	CBUQ	Bom	4							
300,080	E	CBUQ	X																	0	0		0	0	CBUQ	Bom	4							
300,100	D	CBUQ			X								X							0	0		0	0	CBUQ	Bom	4							
300,120	E	CBUQ	X																	0	0		0	0	CBUQ	Bom	4							
300,140	D	CBUQ	X																	0	0		0	0	CBUQ	Bom	4							
300,160	E	CBUQ	X																	0	0		0	0	CBUQ	Bom	4							
300,180	D	CBUQ	X																	0	0		0	0	CBUQ	Bom	4							
300,200	E	CBUQ	X																	0	0		0	0	CBUQ	Bom	4							
300,220	D	CBUQ	X																	0	0		0	0	CBUQ	Bom	4							
300,240	E	CBUQ	X																	0	0		0	0	CBUQ	Bom	4							
300,260	D	CBUQ	X																	0	0		0	0	CBUQ	Bom	4							
300,280	E	CBUQ		X																0	0		0	0	CBUQ	Bom	4							
300,300	D	CBUQ	X																	0	0		0	0	CBUQ	Bom	4							
300,320	E	CBUQ		X																0	0		0	0	CBUQ	Bom	4							
300,340	D	CBUQ	X																	0	0		0	0	CBUQ	Bom	4							
300,360	E	CBUQ	X																	0	0		0	0	CBUQ	Bom	4							
300,380	D	CBUQ	X																	0	0		0	0	CBUQ	Bom	4							
300,400	E	CBUQ		X																0	0		0	0	CBUQ	Bom	4							
300,420	D	CBUQ	X																	0	0		0	0	CBUQ	Bom	4							
300,440	E	CBUQ	X																	0	0		0	0	CBUQ	Bom	4							
300,460	D	CBUQ	X																	0	0		0	0	CBUQ	Bom	4							
300,480	E	CBUQ	X																	0	0		0	0	CBUQ	Bom	4							

INVENTÁRIO DO ESTADO DA SUPERFÍCIE DO PAVIMENTO																										DNIT-PRO 06		
RODOVIA: BR-116 (MG)												SEGMENTO: 0,000 ao 817,000												DATA: 03/2007				
TRECHO: Div. BA/MG - Div. MG/RJ												AVALIADOR: Gerson												PISTA: Simples		FOLHA:		
km	Faixa	Pista Tipo Rev.	OK	FC-1			FC-2		FC-3		AF	O	P	EX	D	R	ALC	ATC	DG	Flecha		% de Área			ACOSTAMENTO			
				FI	TTC	TLC	J	TB	JE	E										TRI	TRE	FC-1	FC-2	FC-3	Tipo	Estado	Deg cm	OBS.
				(1)	(1)	(1)	(2)	(2)	(3)	(3)																		
300,500	D	CBUQ	X																	0	0		0	0	CBUQ	Bom	4	
300,520	E	CBUQ		X																0	0		0	0	CBUQ	Bom	4	
300,540	D	CBUQ		X																0	0		0	0	Sem Acostamento			
300,560	E	CBUQ	X																	0	0		0	0	Sem Acostamento			
300,580	D	CBUQ	X																	0	0		0	0	Sem Acostamento			
300,600	E	CBUQ		X																0	0		0	0	Sem Acostamento			
300,620	D	CBUQ					X													0	0		10	0	CBUQ	Bom	4	
300,640	E	CBUQ		X																0	0		0	0	CBUQ	Bom	4	
300,660	D	CBUQ					X													0	0		30	0	CBUQ	Bom	4	
300,680	E	CBUQ									X			X	X					0	0		0	0	CBUQ	Bom	4	
300,700	D	CBUQ						X												0	0		0	30	CBUQ	Bom	4	
300,720	E	CBUQ													X					0	0		0	0	CBUQ	Bom	4	
300,740	D	CBUQ	X																	0	0		0	0	CBUQ	Bom	4	
300,760	E	CBUQ	X																	0	0		0	0	CBUQ	Bom	4	
300,780	D	CBUQ		X																0	0		0	0	CBUQ	Bom	4	
300,800	E	CBUQ	X																	0	0		0	0	CBUQ	Bom	4	
300,820	D	CBUQ						X												0	0		0	30	CBUQ	Bom	4	
300,840	E	CBUQ						X												0	0		0	20	CBUQ	Bom	4	
300,860	D	CBUQ				X														0	0		0	0	CBUQ	Bom	4	
300,880	E	CBUQ			X	X														0	0		0	0	CBUQ	Bom	4	
300,900	D	CBUQ		X																0	0		0	0	CBUQ	Bom	4	
300,920	E	CBUQ	X																	0	0		0	0	CBUQ	Bom	4	
300,940	D	CBUQ		X																0	0		0	0	CBUQ	Bom	4	
300,960	E	CBUQ		X																0	0		0	0	CBUQ	Bom	4	
300,980	D	CBUQ		X																0	0		0	0	CBUQ	Bom	4	
301,000	E	CBUQ	X																	0	0		0	0	CBUQ	Bom	4	
301,020	D	CBUQ	X																	0	0		0	0	CBUQ	Bom	4	
301,040	E	CBUQ	X																	0	0		0	0	CBUQ	Bom	4	
301,060	D	CBUQ	X																	0	0		0	0	CBUQ	Bom	4	
301,080	E	CBUQ	X																	0	0		0	0	CBUQ	Bom	4	
301,100	D	CBUQ	X																	0	0		0	0	CBUQ	Bom	4	
301,120	E	CBUQ	X																	0	0		0	0	CBUQ	Bom	4	
301,140	D	CBUQ	X																	0	0		0	0	CBUQ	Bom	4	

INVENTÁRIO DO ESTADO DA SUPERFÍCIE DO PAVIMENTO																											DNIT-PRO 06					
RODOVIA: BR-116 (MG)																		SEGMENTO: 0,000 ao 817,000									DATA: 03/2007					
TRECHO: Div. BA/MG - Div. MG/RJ																		AVALIADOR: Gerson									PISTA: Simples			FOLHA:		
km	Faixa	Pista Tipo Rev.	OK	FC-1			FC-2		FC-3		AF	O	P	EX	D	R	ALC	ATC	DG	Flecha		% de Área			ACOSTAMENTO							
				FI	TTC	TLC	J	TB	JE	E										TRI	TRE	FC-1	FC-2	FC-3	Tipo	Estado	Deg cm	OBS.				
				(1)	(1)	(1)	(2)	(2)	(3)	(3)																						
301,160	E	CBUQ	X																	0	0		0	0	CBUQ	Bom	4					
301,180	D	CBUQ	X																	0	0		0	0	CBUQ	Bom	4					
301,200	E	CBUQ	X																	0	0		0	0	CBUQ	Bom	4					
301,220	D	CBUQ	X																	0	0		0	0	CBUQ	Bom	4					
301,240	E	CBUQ	X																	0	0		0	0	CBUQ	Bom	4					
301,260	D	CBUQ	X																	0	0		0	0	CBUQ	Bom	4					
301,280	E	CBUQ	X																	0	0		0	0	CBUQ	Bom	4					
301,300	D	CBUQ	X																	0	0		0	0	CBUQ	Bom	4					
301,320	E	CBUQ	X																	0	0		0	0	CBUQ	Bom	4					
301,340	D	CBUQ	X																	0	0		0	0	CBUQ	Bom	4					
301,360	E	CBUQ	X																	0	0		0	0	CBUQ	Bom	4					
301,380	D	CBUQ		X																0	0		0	0	CBUQ	Bom	4					
301,400	E	CBUQ	X																	0	0		0	0	CBUQ	Bom	4					
301,420	D	CBUQ	X																	0	0		0	0	CBUQ	Bom	4					
301,440	E	CBUQ	X																	0	0		0	0	CBUQ	Bom	4					
301,460	D	CBUQ	X																	0	0		0	0	CBUQ	Bom	4					
301,480	E	CBUQ	X																	0	0		0	0	CBUQ	Bom	4					
301,500	D	CBUQ	X																	0	0		0	0	CBUQ	Bom	4					
301,520	E	CBUQ	X																	0	0		0	0	CBUQ	Bom	4					
301,540	D	CBUQ	X																	0	0		0	0	CBUQ	Bom	4					
301,560	E	CBUQ	X																	0	0		0	0	CBUQ	Bom	4					
301,580	D	CBUQ	X																	0	0		0	0	CBUQ	Bom	4					
301,600	E	CBUQ	X																	0	0		0	0	CBUQ	Bom	4					
301,620	D	CBUQ		X																0	0		0	0	CBUQ	Bom	4					
301,640	E	CBUQ	X																	0	0		0	0	CBUQ	Bom	4					
301,660	D	CBUQ					X													0	0		0	0	CBUQ	Bom	4					
301,680	E	CBUQ				X														0	0		0	0	CBUQ	Bom	4					
301,700	D	CBUQ					X													0	0		40	0	CBUQ	Bom	4					
301,720	E	CBUQ	X																	0	0		0	0	CBUQ	Bom	4					
301,740	D	CBUQ	X																	0	0		0	0	CBUQ	Bom	4					
301,760	E	CBUQ	X																	0	0		0	0	CBUQ	Bom	4					
301,780	D	CBUQ	X																	0	0		0	0	CBUQ	Bom	4					
301,800	E	CBUQ	X																	0	0		0	0	CBUQ	Bom	4					

INVENTÁRIO DO ESTADO DA SUPERFÍCIE DO PAVIMENTO																										DNIT-PRO 06		
RODOVIA: BR-116 (MG)												SEGMENTO: 0,000 ao 817,000												DATA: 03/2007				
TRECHO: Div. BA/MG - Div. MG/RJ												AVALIADOR: Gerson												PISTA: Simples		FOLHA:		
km	Faixa	Pista Tipo Rev.	OK	FC-1			FC-2		FC-3		AF	O	P	EX	D	R	ALC	ATC	DG	Flecha		% de Área			ACOSTAMENTO			
				FI	TTC	TLC	J	TB	JE	E										TRI	TRE	FC-1	FC-2	FC-3	Tipo	Estado	Deg cm	OBS.
				(1)	(1)	(1)	(2)	(2)	(3)	(3)																		
301,820	D	CBUQ				X														0	0		0	0	CBUQ	Bom	4	
301,840	E	CBUQ							X							X				0	0		0	10	CBUQ	Bom	4	
301,860	D	CBUQ							X											0	0		0	10	CBUQ	Bom	4	
301,880	E	CBUQ							X											0	0		0	5	CBUQ	Bom	4	
301,900	D	CBUQ		X																0	0		0	0	CBUQ	Bom	4	
301,920	E	CBUQ							X											0	0		0	30	CBUQ	Bom	4	
301,940	D	CBUQ					X													0	0		0	0	CBUQ	Bom	4	
301,960	E	CBUQ							X											0	3		5	0	CBUQ	Bom	4	
301,980	D	CBUQ					X													0	0		40	0	CBUQ	Bom	4	
302,000	E	CBUQ					X			X	X					X				0	0		10	5	CBUQ	Bom	4	
302,020	D	CBUQ					X													0	0		5	0	CBUQ	Bom	4	
302,040	E	CBUQ	X																	0	0		0	0	CBUQ	Bom	4	
302,060	D	CBUQ	X																	0	0		0	0	CBUQ	Bom	4	
302,080	E	CBUQ	X																	0	0		0	0	CBUQ	Bom	4	
302,100	D	CBUQ		X																0	0		0	0	CBUQ	Bom	4	
302,120	E	CBUQ	X																	0	0		0	0	CBUQ	Bom	4	
302,140	D	CBUQ					X													0	0		30	0	CBUQ	Bom	4	
302,160	E	CBUQ		X																0	0		0	0	CBUQ	Bom	4	
302,180	D	CBUQ							X											0	0		0	10	CBUQ	Bom	4	
302,200	E	CBUQ	X																	0	0		0	0	CBUQ	Bom	4	
302,220	D	CBUQ							X							X				0	0		0	30	CBUQ	Bom	4	
302,240	E	CBUQ		X																0	0		0	0	CBUQ	Bom	4	
302,260	D	CBUQ							X											0	0		0	0	CBUQ	Bom	4	
302,280	E	CBUQ				X														0	0		0	0	CBUQ	Bom	4	
302,300	D	CBUQ							X			X				X				0	0		0	80	CBUQ	Ruim	4	
302,320	E	CBUQ							X											0	0		0	30	CBUQ	Bom	4	
302,340	D	CBUQ							X			X				X				0	0		0	70	CBUQ	Ruim	4	
302,360	E	CBUQ	X																	0	0		0	0	CBUQ	Bom	4	
302,380	D	CBUQ	X																	0	0		0	0	CBUQ	Ruim	4	
302,400	E	CBUQ	X																	0	0		0	0	CBUQ	Bom	4	
302,420	D	CBUQ	X																	0	0		0	0	CBUQ	Bom	4	
302,440	E	CBUQ							X											0	0		0	0	CBUQ	Bom	4	
302,460	D	CBUQ	X																	0	0		0	0	CBUQ	Bom	4	

INVENTÁRIO DO ESTADO DA SUPERFÍCIE DO PAVIMENTO																									DNIT-PRO 06				
RODOVIA: BR-116 (MG)										SEGMENTO: 0,000 ao 817,000															DATA: 03/2007				
TRECHO: Div. BA/MG - Div. MG/RJ										AVALIADOR: Gerson										PISTA: Simples					FOLHA:				
km	Faixa	Pista Tipo Rev.	OK	FC-1			FC-2		FC-3		AF	O	P	EX	D	R	ALC	ATC	DG	Flecha		% de Área			ACOSTAMENTO				
				FI	TTC	TLC	J	TB	JE	E										TRI	TRE	FC-1	FC-2	FC-3	Tipo	Estado	Deg	OBS.	
				(1)	(1)	(1)	(2)	(2)	(3)	(3)										(4)	(5)	(5)	(6)	(7)	(8)				
302,480	E	CBUQ	X																	0	0		0	0	CBUQ	Bom	4		
302,500	D	CBUQ	X																	0	0		0	0	CBUQ	Bom	4		
302,520	E	CBUQ	X																	0	0		0	0	CBUQ	Bom	4		
302,540	D	CBUQ	X																	0	0		0	0	CBUQ	Bom	4		
302,560	E	CBUQ							X											0	0		0	70	CBUQ	Bom	4		
302,580	D	CBUQ							X											0	0		0	80	CBUQ	Bom	4		
302,600	E	CBUQ	X																	0	0		0	0	CBUQ	Bom	4		
302,620	D	CBUQ							X			X				X				0	0		0	100	CBUQ	Bom	4		
302,640	E	CBUQ	X																	0	0		0	0	CBUQ	Bom	4		
302,660	D	CBUQ							X											0	0		0	80	CBUQ	Bom	4		
302,680	E	CBUQ													X					0	0		0	0	CBUQ	Bom	4		
302,700	D	CBUQ							X							X				0	0		0	40	CBUQ	Bom	4		
302,720	E	CBUQ	X																	0	0		0	0	CBUQ	Bom	4		
302,740	D	CBUQ							X											0	0		0	70	CBUQ	Bom	4		
302,760	E	CBUQ							X											0	0		0	30	CBUQ	Bom	4		
302,780	D	CBUQ							X			X			X	X				0	0		0	100	CBUQ	Bom	4		
302,800	E	CBUQ				X														0	0		0	0	CBUQ	Bom	4		
302,820	D	CBUQ																		0	0		5	0	CBUQ	Ruim	4		
302,840	E	CBUQ																		0	0		0	0	CBUQ	Bom	4		
302,860	D	CBUQ	X						X											0	0		0	10	CBUQ	Ruim	4		
302,880	E	CBUQ					X													0	0		5	0	CBUQ	Bom	4		
302,900	D	CBUQ	X																	0	0		0	0	CBUQ	Ruim	4		
302,920	E	CBUQ	X																	0	0		0	0	CBUQ	Bom	4		
302,940	D	CBUQ							X											0	0		0	0	CBUQ	Bom	4		
302,960	E	CBUQ	X																	0	0		0	10	CBUQ	Bom	4		
302,980	D	CBUQ	X																	0	0		0	0	CBUQ	Bom	4		
303,000	E	CBUQ	X																	0	0		0	0	CBUQ	Bom	4		
303,020	D	CBUQ							X											0	0		0	40	CBUQ	Bom	4		
303,040	E	CBUQ					X													0	0		30	0	CBUQ	Bom	4		
303,060	D	CBUQ							X											0	0		0	10	CBUQ	Bom	4		
303,080	E	CBUQ	X																	0	0		0	0	CBUQ	Bom	4		
303,100	D	CBUQ							X											0	0		0	5	CBUQ	Bom	4		
303,120	E	CBUQ	X																	0	0		0	0	CBUQ	Ruim	4		

INVENTÁRIO DO ESTADO DA SUPERFÍCIE DO PAVIMENTO																											DNIT-PRO 06			
RODOVIA: BR-116 (MG)										SEGMENTO: 0,000 ao 817,000													DATA: 03/2007							
TRECHO: Div. BA/MG - Div. MG/RJ										AVALIADOR: Gerson										PISTA: Simples							FOLHA:			
km	Faixa	Pista Tipo Rev.	OK	FC-1			FC-2		FC-3		AF	O	P	EX	D	R	ALC	ATC	DG	Flecha mm		% de Área			ACOSTAMENTO					
				FI	TTC	TLC	J	TB	JE	E										TRI	TRE	FC-1	FC-2	FC-3	Tipo	Estado	Deg cm	OBS.		
				(1)	(1)	(1)	(2)	(2)	(3)	(3)										(4)	(5)	(5)	(6)	(7)	(8)					
303,140	D	CBUQ	X																	0	0		0	0	CBUQ	Bom	4			
303,160	E	CBUQ											X							0	0		0	0	CBUQ	Bom	4			
303,180	D	CBUQ	X																	0	0		0	0	CBUQ	Bom	4			
303,200	E	CBUQ	X																	0	0		0	0	CBUQ	Bom	4			
303,220	D	CBUQ	X																	0	0		0	0	CBUQ	Bom	4			
303,240	E	CBUQ	X																	0	0		0	0	CBUQ	Bom	4			
303,260	D	CBUQ							X			X				X				0	0		0	70	CBUQ	Bom	4			
303,280	E	CBUQ	X																	0	0		0	0	CBUQ	Bom	4			
303,300	D	CBUQ							X			X				X				0	0		0	70	CBUQ	Bom	4			
303,320	E	CBUQ					X													0	0		0	0	CBUQ	Bom	4			
303,340	D	CBUQ							X		X	X				X				0	0		0	80	CBUQ	Ruim	4			
303,360	E	CBUQ													X					0	0		0	0	CBUQ	Bom	4			
303,380	D	CBUQ							X											0	0		0	40	CBUQ	Ruim	4			
303,400	E	CBUQ	X																	0	0		0	0	CBUQ	Bom	4			
303,420	D	CBUQ							X											0	0		0	30	CBUQ	Bom	4			
303,440	E	CBUQ	X																	0	0		0	0	CBUQ	Bom	4			
303,460	D	CBUQ							X											0	0		0	50	CBUQ	Bom	4			
303,480	E	CBUQ	X																	0	0		0	0	CBUQ	Bom	4			
303,500	D	CBUQ					X													0	0		5	0	CBUQ	Bom	4			
303,520	E	CBUQ	X																	0	0		0	0	CBUQ	Bom	4			
303,540	D	CBUQ		X																0	0		0	0	CBUQ	Bom	4			
303,560	E	CBUQ													X					0	0		0	0	CBUQ	Bom	4			
303,580	D	CBUQ							X											0	0		0	10	CBUQ	Bom	4			
303,600	E	CBUQ	X																	0	0		0	0	CBUQ	Bom	4			
303,620	D	CBUQ							X											0	0		0	20	CBUQ	Bom	4			
303,640	E	CBUQ	X																	0	0		0	0	CBUQ	Bom	4			
303,660	D	CBUQ							X											2	6		0	70	CBUQ	Bom	4			
303,680	E	CBUQ	X																	0	0		0	0	CBUQ	Bom	4			
303,700	D	CBUQ	X																	0	0		0	0	CBUQ	Bom	4			
303,720	E	CBUQ	X																	0	0		0	0	CBUQ	Bom	4			
303,740	D	CBUQ	X																	0	0		0	0	CBUQ	Bom	4			
303,760	E	CBUQ	X																	0	0		0	0	CBUQ	Bom	4			
303,780	D	CBUQ							X							X				0	0		0	80	CBUQ	Bom	4			

INVENTÁRIO DO ESTADO DA SUPERFÍCIE DO PAVIMENTO																											DNIT-PRO 06												
RODOVIA: BR-116 (MG)																		SEGMENTO: 0,000 ao 817,000									DATA: 03/2007												
TRECHO: Div. BA/MG - Div. MG/RJ																		AVALIADOR: Gerson									PISTA: Simples									FOLHA:			
km	Faixa	Pista Tipo Rev.	OK	FC-1			FC-2		FC-3		AF	O	P	EX	D	R	ALC	ATC	DG	Flecha		% de Área			ACOSTAMENTO														
				FI	TTC	TLC	J	TB	JE	E										TRI	TRE	FC-1	FC-2	FC-3	Tipo	Estado	Deg cm	OBS.											
				(1)	(1)	(1)	(2)	(2)	(3)	(3)										(4)	(5)	(5)	(6)	(7)	(8)														
303,800	E	CBUQ	X																	0	0		0	0	CBUQ	Bom	4												
303,820	D	CBUQ							X			X				X				0	0		0	90	CBUQ	Bom	4												
303,840	E	CBUQ			X					X						X				0	0		0	10	CBUQ	Bom	4												
303,860	D	CBUQ							X											0	0		0	80	CBUQ	Bom	4												
303,880	E	CBUQ							X											0	0		0	20	CBUQ	Bom	4												
303,900	D	CBUQ							X							X				0	0		0	100	CBUQ	Bom	4												
303,920	E	CBUQ							X	X		X								0	0		0	10	CBUQ	Bom	4												
303,940	D	CBUQ							X			X	X			X				0	0		0	100	CBUQ	Bom	4												
303,960	E	CBUQ	X																	0	0		0	0	CBUQ	Bom	4												
303,980	D	CBUQ							X			X	X			X				0	0		0	80	CBUQ	Bom	4												
304,000	E	CBUQ	X																	0	0		0	0	CBUQ	Bom	4												
304,020	D	CBUQ	X																	0	0		0	0	CBUQ	Bom	4												
304,040	E	CBUQ	X																	0	0		0	0	CBUQ	Bom	4												
304,060	D	CBUQ		X																0	0		0	0	CBUQ	Bom	4												
304,080	E	CBUQ	X																	0	0		0	0	CBUQ	Bom	4												
304,100	D	CBUQ				X	X													0	0		10	0	CBUQ	Bom	4												
304,120	E	CBUQ	X																	0	0		0	0	CBUQ	Bom	4												
304,140	D	CBUQ	X																	0	0		0	0	CBUQ	Bom	4												
304,160	E	CBUQ	X																	0	0		0	0	CBUQ	Bom	4												
304,180	D	CBUQ										X			X	X				0	0		0	0	CBUQ	Bom	4												
304,200	E	CBUQ	X																	0	0		0	0	CBUQ	Bom	4												
304,220	D	CBUQ										X			X	X				0	0		0	0	CBUQ	Bom	4												
304,240	E	CBUQ	X																	0	0		0	0	CBUQ	Bom	4												
304,260	D	CBUQ				X														0	0		0	0	CBUQ	Bom	4												
304,280	E	CBUQ	X																	0	0		0	0	CBUQ	Bom	4												
304,300	D	CBUQ		X																0	0		0	0	CBUQ	Bom	4												
304,320	E	CBUQ	X																	0	0		0	0	CBUQ	Bom	4												
304,340	D	CBUQ	X																	0	0		0	0	CBUQ	Bom	4												
304,360	E	CBUQ	X																	0	0		0	0	CBUQ	Bom	4												
304,380	D	CBUQ					X													0	0		30	0	CBUQ	Bom	4												
304,400	E	CBUQ		X																0	0		0	0	CBUQ	Bom	4												
304,420	D	CBUQ					X													0	0		30	0	CBUQ	Bom	4												
304,440	E	CBUQ	X																	0	0		0	0	CBUQ	Bom	4												

INVENTÁRIO DO ESTADO DA SUPERFÍCIE DO PAVIMENTO																									DNIT-PRO 06			
RODOVIA: BR-116 (MG)												SEGMENTO: 0,000 ao 817,000													DATA: 03/2007			
TRECHO: Div. BA/MG - Div. MG/RJ												AVALIADOR: Gerson										PISTA: Simples			FOLHA:			
km	Faixa	Pista Tipo Rev.	OK	FC-1			FC-2		FC-3		AF	O	P	EX	D	R	ALC	ATC	DG	Flecha		% de Área			ACOSTAMENTO			
				FI	TTC	TLC	J	TB	JE	E										TRI	TRE	FC-1	FC-2	FC-3	Tipo	Estado	Deg cm	OBS.
				(1)	(1)	(1)	(2)	(2)	(3)	(3)																		
304,460	D	CBUQ	X																	0	0		0	0	CBUQ	Ruim	4	
304,480	E	CBUQ	X																	0	0		0	0	CBUQ	Bom	4	
304,500	D	CBUQ							X											0	0		0	30	CBUQ	Bom	4	
304,520	E	CBUQ	X																	0	0		0	0	CBUQ	Bom	4	
304,540	D	CBUQ							X											0	0		0	30	CBUQ	Bom	4	
304,560	E	CBUQ	X																	0	0		0	0	CBUQ	Bom	4	
304,580	D	CBUQ							X		X	X				X				0	0		0	20	CBUQ	Bom	4	
304,600	E	CBUQ	X																	0	0		0	0	CBUQ	Bom	4	
304,620	D	CBUQ							X											0	0		0	30	CBUQ	Bom	4	
304,640	E	CBUQ	X																	0	0		0	0	CBUQ	Bom	4	
304,660	D	CBUQ					X													0	0		30	0	CBUQ	Bom	4	
304,680	E	CBUQ	X																	0	0		0	0	CBUQ	Bom	4	
304,700	D	CBUQ																		0	0		0	0	CBUQ	Bom	4	
304,720	E	CBUQ							X											0	0		0	0	CBUQ	Bom	4	
304,740	D	CBUQ	X																	0	0		0	0	CBUQ	Bom	4	
304,760	E	CBUQ				X														0	0		0	0	CBUQ	Bom	4	
304,780	D	CBUQ			X															0	0		0	0	CBUQ	Bom	4	
304,800	E	CBUQ			X															0	0		0	0	CBUQ	Bom	4	
304,820	D	CBUQ							X		X									0	0		0	20	CBUQ	Bom	4	
304,840	E	CBUQ	X																	0	0		0	0	CBUQ	Bom	4	
304,860	D	CBUQ							X											0	0		0	20	CBUQ	Bom	4	
304,880	E	CBUQ				X														0	0		0	0	CBUQ	Bom	4	
304,900	D	CBUQ				X														0	0		0	0	CBUQ	Bom	4	
304,920	E	CBUQ													X	X				0	0		0	0	CBUQ	Bom	4	
304,940	D	CBUQ							X		X	X			X	X				0	0		0	10	CBUQ	Bom	4	
304,960	E	CBUQ	X																	0	0		0	0	CBUQ	Bom	4	
304,980	D	CBUQ	X																	0	0		0	0	CBUQ	Bom	4	
305,000	E	CBUQ	X																	0	0		0	0	CBUQ	Bom	4	
305,020	D	CBUQ	X																	0	0		0	0	CBUQ	Bom	4	
305,040	E	CBUQ							X											0	0		0	30	CBUQ	Bom	4	
305,060	D	CBUQ					X													0	0		5	0	CBUQ	Bom	4	
305,080	E	CBUQ							X				X							0	0		0	40	CBUQ	Bom	4	
305,100	D	CBUQ							X											0	0		0	20	CBUQ	Bom	4	

INVENTÁRIO DO ESTADO DA SUPERFÍCIE DO PAVIMENTO																											DNIT-PRO 06		
RODOVIA: BR-116 (MG)												SEGMENTO: 0,000 ao 817,000												DATA: 03/2007					
TRECHO: Div. BA/MG - Div. MG/RJ												AVALIADOR: Gerson												PISTA: Simples			FOLHA:		
km	Faixa	Pista Tipo Rev.	OK	FC-1			FC-2		FC-3		AF	O	P	EX	D	R	ALC	ATC	DG	Flecha		% de Área			ACOSTAMENTO				
				FI	TTC	TLC	J	TB	JE	E										TRI	TRE	FC-1	FC-2	FC-3	Tipo	Estado	Deg cm	OBS.	
				(1)	(1)	(1)	(2)	(2)	(3)	(3)																			(4)
305,120	E	CBUQ					X													0	0		90	0	CBUQ	Bom	4		
305,140	D	CBUQ							X			X	X			X				0	0		0	90	CBUQ	Bom	4		
305,160	E	CBUQ							X											0	0		0	10	CBUQ	Bom	4		
305,180	D	CBUQ							X			X	X							0	0		0	80	CBUQ	Bom	4		
305,200	E	CBUQ							X											0	0		0	20	CBUQ	Bom	4		
305,220	D	CBUQ							X				X							0	0		0	80	CBUQ	Bom	4		
305,240	E	CBUQ					X													0	0		20	0	CBUQ	Bom	4		
305,260	D	CBUQ							X											0	0		0	10	CBUQ	Bom	4		
305,280	E	CBUQ	X																	0	0		0	0	CBUQ	Bom	4		
305,300	D	CBUQ							X			X	X							0	0		0	70	CBUQ	Bom	4		
305,320	E	CBUQ	X																	0	0		0	0	CBUQ	Bom	4		
305,340	D	CBUQ							X											0	0		0	30	CBUQ	Bom	4		
305,360	E	CBUQ							X				X							0	0		0	30	CBUQ	Bom	4		
305,380	D	CBUQ							X											0	0		0	30	CBUQ	Bom	4		
305,400	E	CBUQ							X											0	0		0	10	CBUQ	Bom	4		
305,420	D	CBUQ							X		X			X	X					0	0		0	80	CBUQ	Bom	4		
305,440	E	CBUQ							X											0	0		0	40	CBUQ	Bom	4		
305,460	D	CBUQ							X											0	0		0	30	CBUQ	Bom	4		
305,480	E	CBUQ							X											0	0		0	10	CBUQ	Bom	4		
305,500	D	CBUQ							X	X	X	X			X	X				0	0		0	100	CBUQ	Bom	4		
305,520	E	CBUQ							X			X			X	X				0	0		0	100	CBUQ	Bom	4		
305,540	D	CBUQ							X			X			X	X				0	0		0	100	CBUQ	Bom	4		
305,560	E	CBUQ							X											0	0		0	30	CBUQ	Bom	4		
305,580	D	CBUQ							X			X			X	X				0	0		0	40	CBUQ	Bom	4		
305,600	E	CBUQ	X																	0	0		0	0	CBUQ	Bom	4		
305,620	D	CBUQ	X																	0	0		0	0	CBUQ	Bom	4		
305,640	E	CBUQ	X																	0	0		0	0	CBUQ	Bom	4		
305,660	D	CBUQ							X											0	0		0	30	CBUQ	Bom	4		
305,680	E	CBUQ							X											0	0		0	20	CBUQ	Bom	4		
305,700	D	CBUQ							X											0	0		0	40	CBUQ	Bom	4		
305,720	E	CBUQ	X																	0	0		0	0	CBUQ	Bom	4		
305,740	D	CBUQ	X																	0	0		0	0	CBUQ	Bom	4		
305,760	E	CBUQ	X																	0	0		0	0	CBUQ	Bom	4		

INVENTÁRIO DO ESTADO DA SUPERFÍCIE DO PAVIMENTO																										DNIT-PRO 06			
RODOVIA: BR-116 (MG)													SEGMENTO: 0,000 ao 817,000													DATA: 03/2007			
TRECHO: Div. BA/MG - Div. MG/RJ													AVALIADOR: Gerson													PISTA: Simples		FOLHA:	
km	Faixa	Pista Tipo Rev.	OK	FC-1			FC-2		FC-3		AF	O	P	EX	D	R	ALC	ATC	DG	Flecha		% de Área			ACOSTAMENTO				
				FI	TTC	TLC	J	TB	JE	E										TRI	TRE	FC-1	FC-2	FC-3	Tipo	Estado	Deg cm	OBS.	
				(1)	(1)	(1)	(2)	(2)	(3)	(3)										(4)	(5)	(5)	(6)	(7)	(8)				
305,780	D	CBUQ							X	X		X			X	X				0	0		0	10	CBUQ	Bom	4		
305,800	E	CBUQ				X														0	0		0	0	CBUQ	Bom	4		
305,820	D	CBUQ							X		X									0	0		0	5	CBUQ	Bom	4		
305,840	E	CBUQ									X									0	0		0	10	CBUQ	Bom	4		
305,860	D	CBUQ							X		X	X				X				0	0		0	40	CBUQ	Bom	4		
305,880	E	CBUQ	X																	0	0		0	0	CBUQ	Bom	4		
305,900	D	CBUQ							X				X							0	0		0	20	CBUQ	Bom	4		
305,920	E	CBUQ	X																	0	0		0	0	CBUQ	Bom	4		
305,940	D	CBUQ				X										X				0	0		0	0	CBUQ	Bom	4		
305,960	E	CBUQ							X							X				0	0		0	5	CBUQ	Bom	4		
305,980	D	CBUQ							X		X					X				0	0		0	10	CBUQ	Bom	4		
306,000	E	CBUQ							X				X			X				0	0		0	10	CBUQ	Bom	4		
306,020	D	CBUQ							X			X	X			X				0	2		6	80	CBUQ	Bom	4		
306,040	E	CBUQ							X				X							0	0		0	10	CBUQ	Bom	4		
306,060	D	CBUQ	X																	0	0		0	0	CBUQ	Bom	4		
306,080	E	CBUQ	X																	0	0		0	0	CBUQ	Bom	4		
306,100	D	CBUQ							X											0	0		0	10	CBUQ	Bom	4		
306,120	E	CBUQ							X							X				0	0		0	5	CBUQ	Bom	4		
306,140	D	CBUQ							X			X				X				0	0		0	80	CBUQ	Bom	4		
306,160	E	CBUQ	X																	0	0		0	0	CBUQ	Bom	4		
306,180	D	CBUQ	X																	0	0		0	0	CBUQ	Bom	4		
306,200	E	CBUQ	X																	0	0		0	0	CBUQ	Bom	4		
306,220	D	CBUQ	X																	0	0		0	0	CBUQ	Bom	4		
306,240	E	CBUQ	X																	0	0		0	0	CBUQ	Bom	4		
306,260	D	CBUQ	X																	0	0		0	0	CBUQ	Bom	4		
306,280	E	CBUQ	X																	0	0		0	0	CBUQ	Bom	4		
306,300	D	CBUQ	X																	0	0		0	0	CBUQ	Bom	4		
306,320	E	CBUQ	X																	0	0		0	0	CBUQ	Bom	4		
306,340	D	CBUQ	X																	0	0		0	0	CBUQ	Bom	4		
306,360	E	CBUQ	X																	0	0		0	0	CBUQ	Bom	4		
306,380	D	CBUQ	X																	0	0		0	0	CBUQ	Bom	4		
306,400	E	CBUQ	X																	0	0		0	0	CBUQ	Bom	4		
306,420	D	CBUQ	X																	0	0		0	0	CBUQ	Bom	4		

INVENTÁRIO DO ESTADO DA SUPERFÍCIE DO PAVIMENTO																										DNIT-PRO 06			
RODOVIA: BR-116 (MG)																		SEGMENTO: 0,000 ao 817,000								DATA: 03/2007			
TRECHO: Div. BA/MG - Div. MG/RJ																		AVALIADOR: Gerson								PISTA: Simples		FOLHA:	
km	Faixa	Pista Tipo Rev.	OK	FC-1			FC-2		FC-3		AF	O	P	EX	D	R	ALC	ATC	DG	Flecha		% de Área			ACOSTAMENTO				
				FI	TTC	TLC	J	TB	JE	E										TRI	TRE	FC-1	FC-2	FC-3	Tipo	Estado	Deg cm	OBS.	
				(1)	(1)	(1)	(2)	(2)	(3)	(3)										(4)	(5)	(5)	(6)	(7)	(8)				
306,440	E	CBUQ	X																	0	0		0	0	CBUQ	Bom	4		
306,460	D	CBUQ				X														0	0		0	0	CBUQ	Bom	4		
306,480	E	CBUQ	X																	0	0		0	0	CBUQ	Bom	4		
306,500	D	CBUQ	X																	0	0		0	0	CBUQ	Bom	4		
306,520	E	CBUQ	X																	0	0		0	0	CBUQ	Bom	4		
306,540	D	CBUQ	X																	0	0		0	0	CBUQ	Bom	4		
306,560	E	CBUQ	X																	0	0		0	0	CBUQ	Bom	4		
306,580	D	CBUQ							X		X					X				0	0		0	40	CBUQ	Bom	4		
306,600	E	CBUQ			X															0	0		0	0	CBUQ	Bom	4		
306,620	D	CBUQ	X																	0	0		0	0	CBUQ	Bom	4		
306,640	E	CBUQ	X																	0	0		0	0	CBUQ	Bom	4		
306,660	D	CBUQ	X																	0	0		0	0	CBUQ	Bom	4		
306,680	E	CBUQ							X				X			X				0	0		0	10	CBUQ	Bom	4		
306,700	D	CBUQ							X				X			X				0	0		0	30	CBUQ	Bom	4		
306,720	E	CBUQ	X																	0	0		0	0	CBUQ	Bom	4		
306,740	D	CBUQ	X																	0	0		0	0	CBUQ	Bom	4		
306,760	E	CBUQ					X													0	0		0	0	CBUQ	Bom	4		
306,780	D	CBUQ				X														0	0		0	0	CBUQ	Bom	4		
306,800	E	CBUQ				X														0	0		0	0	CBUQ	Bom	4		
306,820	D	CBUQ	X																	0	0		0	0	CBUQ	Bom	4		
306,840	E	CBUQ	X																	0	0		0	0	CBUQ	Bom	4		
306,860	D	CBUQ		X																0	0		0	0	CBUQ	Bom	4		
306,880	E	CBUQ	X																	0	0		0	0	CBUQ	Bom	4		
306,900	D	CBUQ	X																	0	0		0	0	CBUQ	Bom	4		
306,920	E	CBUQ	X																	0	0		0	0	CBUQ	Bom	4		
306,940	D	CBUQ	X																	0	0		0	0	CBUQ	Bom	4		
306,960	E	CBUQ							X						X					0	0		0	10	CBUQ	Bom	4		
306,980	D	CBUQ	X																	0	0		0	0	CBUQ	Bom	4		
307,000	E	CBUQ													X					0	0		0	0	CBUQ	Bom	4		
307,020	D	CBUQ	X																	0	0		0	0	CBUQ	Bom	4		
307,040	E	CBUQ	X																	0	0		0	0	CBUQ	Bom	4		
307,060	D	CBUQ	X																	0	0		0	0	CBUQ	Bom	4		
307,080	E	CBUQ	X																	0	0		0	0	CBUQ	Bom	4		

INVENTÁRIO DO ESTADO DA SUPERFÍCIE DO PAVIMENTO																									DNIT-PRO 06			
RODOVIA: BR-116 (MG)												SEGMENTO: 0,000 ao 817,000													DATA: 03/2007			
TRECHO: Div. BA/MG - Div. MG/RJ												AVALIADOR: Gerson										PISTA: Simples			FOLHA:			
km	Faixa	Pista Tipo Rev.	OK	FC-1			FC-2		FC-3		AF	O	P	EX	D	R	ALC	ATC	DG	Flecha		% de Área			ACOSTAMENTO			
				FI	TTC	TLC	J	TB	JE	E										TRI	TRE	FC-1	FC-2	FC-3	Tipo	Estado	Deg cm	OBS.
				(1)	(1)	(1)	(2)	(2)	(3)	(3)																		
307,100	D	CBUQ	X																	0	0		0	0	CBUQ	Bom	4	
307,120	E	CBUQ	X																	0	0		0	0	CBUQ	Bom	4	
307,140	D	CBUQ	X																	0	0		0	0	CBUQ	Bom	4	
307,160	E	CBUQ							X											0	0		0	5	CBUQ	Bom	4	
307,180	D	CBUQ	X																	0	0		0	0	CBUQ	Bom	4	
307,200	E	CBUQ							X											0	0		0	5	CBUQ	Bom	4	
307,220	D	CBUQ	X																	0	0		0	0	CBUQ	Bom	4	
307,240	E	CBUQ	X																	0	0		0	0	CBUQ	Bom	4	
307,260	D	CBUQ	X																	0	0		0	0	CBUQ	Bom	4	
307,280	E	CBUQ	X																	0	0		0	0	CBUQ	Bom	4	
307,300	D	CBUQ	X																	0	0		0	0	CBUQ	Bom	4	
307,320	E	CBUQ	X																	0	0		0	0	CBUQ	Bom	4	
307,340	D	CBUQ	X																	0	0		0	0	CBUQ	Bom	4	
307,360	E	CBUQ							X											0	0		0	30	CBUQ	Bom	4	
307,380	D	CBUQ	X																	0	0		0	0	CBUQ	Bom	4	
307,400	E	CBUQ	X																	0	0		0	0	CBUQ	Bom	4	
307,420	D	CBUQ	X																	0	0		0	0	CBUQ	Bom	4	
307,440	E	CBUQ	X																	0	0		0	0	CBUQ	Bom	4	
307,460	D	CBUQ							X											0	0		0	50	CBUQ	Bom	4	
307,480	E	CBUQ							X			X				X				0	0		0	80	CBUQ	Bom	4	
307,500	D	CBUQ							X											0	0		0	50	CBUQ	Ruim	4	
307,520	E	CBUQ										X				X				0	0		0	0	CBUQ	Ruim	4	
307,540	D	CBUQ							X											0	0		0	10	CBUQ	Bom	4	
307,560	E	CBUQ							X			X				X				0	0		0	5	CBUQ	Bom	4	
307,580	D	CBUQ							X											0	0		0	10	CBUQ	Bom	4	
307,600	E	CBUQ							X			X				X				0	0		0	40	CBUQ	Bom	4	
307,620	D	CBUQ							X											0	0		0	20	CBUQ	Bom	4	
307,640	E	CBUQ					X					X				X				0	0		30	0	CBUQ	Bom	4	
307,660	D	CBUQ	X																	0	0		0	0	CBUQ	Bom	4	
307,680	E	CBUQ					X					X				X				0	0		10	0	CBUQ	Bom	4	
307,700	D	CBUQ		X																0	0		0	0	CBUQ	Bom	4	
307,720	E	CBUQ							X											0	0		0	10	CBUQ	Bom	4	
307,740	D	CBUQ							X			X				X				0	0		0	80	CBUQ	Bom	4	

INVENTÁRIO DO ESTADO DA SUPERFÍCIE DO PAVIMENTO																											DNIT-PRO 06	
RODOVIA: BR-116 (MG)										SEGMENTO: 0,000 ao 817,000															DATA: 03/2007			
TRECHO: Div. BA/MG - Div. MG/RJ										AVALIADOR: Gerson										PISTA: Simples							FOLHA:	
km	Faixa	Pista Tipo Rev.	OK	FC-1			FC-2		FC-3		AF	O	P	EX	D	R	ALC	ATC	DG	Flecha		% de Área			ACOSTAMENTO			
				FI	TTC	TLC	J	TB	JE	E										TRI	TRE	FC-1	FC-2	FC-3	Tipo	Estado	Deg cm	OBS.
				(1)	(1)	(1)	(2)	(2)	(3)	(3)																		
307,760	E	CBUQ							X			X				X				0	0		0	80	CBUQ	Ruim	4	
307,780	D	CBUQ							X			X	X			X				0	0		0	80	CBUQ	Ruim	4	
307,800	E	CBUQ							X			X				X				0	0		0	80	CBUQ	Bom	4	
307,820	D	CBUQ							X											0	0		0	10	CBUQ	Bom	4	
307,840	E	CBUQ	X																	0	0		0	0	CBUQ	Bom	4	
307,860	D	CBUQ	X																	0	0		0	0	CBUQ	Bom	4	
307,880	E	CBUQ							X											0	0		5	0	CBUQ	Ruim	4	
307,900	D	CBUQ							X			X				X				0	0		0	30	CBUQ	Bom	0	
307,920	E	CBUQ							X											0	0		0	80	CBUQ	Bom	0	
307,940	D	CBUQ							X											0	0		0	50	CBUQ	Bom	0	
307,960	E	CBUQ							X											0	0		0	10	CBUQ	Bom	0	
307,980	D	CBUQ							X											0	0		0	30	CBUQ	Bom	0	
308,000	E	CBUQ		X																0	0		0	0	CBUQ	Bom	0	
308,020	D	CBUQ							X				X							0	0		0	10	CBUQ	Bom	0	
308,040	E	CBUQ							X											0	0		0	5	CBUQ	Bom	0	
308,060	D	CBUQ							X											0	0		0	90	CBUQ	Bom	0	
308,080	E	CBUQ							X				X							0	0		0	20	CBUQ	Bom	0	
308,100	D	CBUQ							X				X							0	0		0	20	CBUQ	Bom	0	
308,120	E	CBUQ							X											0	0		0	40	CBUQ	Bom	0	
308,140	D	CBUQ							X											0	0		0	80	CBUQ	Bom	0	
308,160	E	CBUQ							X											0	0		0	10	CBUQ	Bom	0	
308,180	D	CBUQ							X											0	0		0	80	CBUQ	Bom	0	
308,200	E	CBUQ							X											0	0		0	90	CBUQ	Bom	0	
308,220	D	CBUQ							X				X			X				0	0		0	90	CBUQ	Bom	0	
308,240	E	CBUQ							X			X	X							0	0		0	100	CBUQ	Bom	0	
308,260	D	CBUQ							X				X							0	0		0	90	CBUQ	Bom	0	
308,280	E	CBUQ							X				X							0	0		0	80	CBUQ	Ruim	0	
308,300	D	CBUQ							X			X	X							0	0		0	100	CBUQ	Bom	0	
308,320	E	CBUQ							X				X			X				0	0		0	100	CBUQ	Bom	0	
308,340	D	CBUQ							X				X							0	0		0	80	CBUQ	Bom	0	
308,360	E	CBUQ							X											0	0		0	50	CBUQ	Bom	0	
308,380	D	CBUQ							X											0	0		0	90	CBUQ	Bom	0	
308,400	E	CBUQ							X											0	0		0	90	CBUQ	Bom	0	

INVENTÁRIO DO ESTADO DA SUPERFÍCIE DO PAVIMENTO																												DNIT-PRO 06	
RODOVIA: BR-116 (MG)												SEGMENTO: 0,000 ao 817,000														DATA: 03/2007			
TRECHO: Div. BA/MG - Div. MG/RJ												AVALIADOR: Gerson										PISTA: Simples						FOLHA:	
km	Faixa	Pista Tipo Rev.	OK	FC-1			FC-2		FC-3		AF	O	P	EX	D	R	ALC	ATC	DG	Flecha		% de Área			ACOSTAMENTO				
				FI	TTC	TLC	J	TB	JE	E										TRI	TRE	FC-1	FC-2	FC-3	Tipo	Estado	Deg cm	OBS.	
				(1)	(1)	(1)	(2)	(2)	(3)	(3)																			(4)
308,420	D	CBUQ							X											0	0		0	80	CBUQ	Ruim	0		
308,440	E	CBUQ							X				X			X				0	0		0	100	CBUQ	Ruim	0		
308,460	D	CBUQ							X				X			X				0	0		0	90	CBUQ	Ruim	0		
308,480	E	CBUQ							X			X	X			X				0	0		0	100	CBUQ	Ruim	0		
308,500	D	CBUQ							X			X	X			X				0	0		0	100	CBUQ	Bom	0		
308,520	E	CBUQ							X			X	X			X				0	0		0	80	CBUQ	Bom	0		
308,540	D	CBUQ							X			X	X			X				0	0		0	100	CBUQ	Bom	0		
308,560	E	CBUQ							X				X			X				0	0		0	100	CBUQ	Bom	0		
308,580	D	CBUQ							X			X	X			X				0	0		0	90	CBUQ	Bom	0		
308,600	E	CBUQ							X							X				0	0		0	100	CBUQ	Bom	0		
308,620	D	CBUQ							X			X	X			X				0	0		0	80	CBUQ	Bom	0		
308,640	E	CBUQ							X											0	0		0	80	CBUQ	Bom	0		
308,660	D	CBUQ							X			X	X			X				0	0		0	90	CBUQ	Bom	0		
308,680	E	CBUQ							X			X	X			X				0	0		0	100	CBUQ	Bom	0		
308,700	D	CBUQ							X			X	X							0	0		0	30	CBUQ	Bom	0		
308,720	E	CBUQ							X											0	0		0	20	CBUQ	Bom	0		
308,740	D	CBUQ							X											0	0		0	30	CBUQ	Bom	0		
308,760	E	CBUQ							X			X	X			X				0	0		0	70	CBUQ	Ruim	0		
308,780	D	CBUQ	X																	0	0		0	0	CBUQ	Bom	0		
308,800	E	CBUQ							X											0	0		0	10	CBUQ	Bom	0		
308,820	D	CBUQ							X											0	0		0	5	CBUQ	Bom	0		
308,840	E	CBUQ							X											0	0		0	20	CBUQ	Bom	0		
308,860	D	CBUQ	X																	0	0		0	0	CBUQ	Bom	0		
308,880	E	CBUQ							X			X	X			X				0	0		0	100	CBUQ	Bom	0		
308,900	D	CBUQ							X			X	X							0	0		0	40	CBUQ	Bom	0		
308,920	E	CBUQ							X			X	X			X				0	0		0	90	CBUQ	Bom	0		
308,940	D	CBUQ							X			X	X			X				0	0		0	40	CBUQ	Bom	0		
308,960	E	CBUQ							X			X	X							0	0		0	90	CBUQ	Bom	0		
308,980	D	CBUQ							X			X	X			X				0	0		0	80	CBUQ	Bom	0		
309,000	E	CBUQ							X											0	0		0	20	CBUQ	Bom	0		
309,020	D	CBUQ							X											0	0		0	90	CBUQ	Bom	0		
309,040	E	CBUQ							X			X	X			X				0	0		0	30	CBUQ	Bom	0		
309,060	D	CBUQ							X			X	X			X				0	0		0	80	CBUQ	Bom	0		

INVENTÁRIO DO ESTADO DA SUPERFÍCIE DO PAVIMENTO																											DNIT-PRO 06	
RODOVIA: BR-116 (MG)										SEGMENTO: 0,000 ao 817,000															DATA: 03/2007			
TRECHO: Div. BA/MG - Div. MG/RJ										AVALIADOR: Gerson										PISTA: Simples							FOLHA:	
km	Faixa	Pista Tipo Rev.	OK	FC-1			FC-2		FC-3		AF	O	P	EX	D	R	ALC	ATC	DG	Flecha		% de Área			ACOSTAMENTO			
				FI	TTC	TLC	J	TB	JE	E										TRI	TRE	FC-1	FC-2	FC-3	Tipo	Estado	Deg	OBS.
				(1)	(1)	(1)	(2)	(2)	(3)	(3)										(4)	(5)	(5)	(6)	(7)	(8)	(9)	(9)	
309,080	E	CBUQ							X			X				X				0	0		0	90	CBUQ	Bom	0	
309,100	D	CBUQ							X			X	X			X				0	0		0	90	CBUQ	Bom	0	
309,120	E	CBUQ							X			X	X			X				0	0		0	90	CBUQ	Bom	0	
309,140	D	CBUQ							X			X				X				0	0		0	80	CBUQ	Bom	0	
309,160	E	CBUQ							X			X	X			X				0	0		0	90	CBUQ	Bom	0	
309,180	D	CBUQ							X			X	X			X				0	0		0	100	CBUQ	Bom	0	
309,200	E	CBUQ							X			X	X			X				0	0		0	100	CBUQ	Bom	0	
309,220	D	CBUQ							X			X	X			X				0	0		0	100	CBUQ	Bom	0	
309,240	E	CBUQ							X			X	X			X				0	0		0	100	CBUQ	Bom	0	
309,260	D	CBUQ							X			X	X			X				0	0		0	100	CBUQ	Bom	0	
309,280	E	CBUQ							X			X	X			X				0	0		0	90	CBUQ	Bom	0	
309,300	D	CBUQ							X			X				X				0	0		0	90	CBUQ	Bom	0	
309,320	E	CBUQ							X			X				X				0	0		0	90	CBUQ	Bom	0	
309,340	D	CBUQ							X				X							0	0		0	90	CBUQ	Bom	0	
309,360	E	CBUQ							X			X				X				0	0		0	80	CBUQ	Bom	0	
309,380	D	CBUQ							X				X							0	0		0	80	CBUQ	Bom	0	
309,400	E	CBUQ							X				X			X				0	0		0	100	CBUQ	Bom	0	
309,420	D	CBUQ							X				X			X				0	0		0	100	CBUQ	Bom	0	
309,440	E	CBUQ							X				X			X				0	0		0	100	CBUQ	Bom	0	
309,460	D	CBUQ							X				X			X				0	0		0	100	CBUQ	Bom	0	
309,480	E	CBUQ							X			X	X			X				0	0		0	100	CBUQ	Bom	0	
309,500	D	CBUQ							X			X			X	X				0	0		0	100	CBUQ	Bom	0	
309,520	E	CBUQ							X			X			X	X				0	0		0	100	CBUQ	Bom	0	
309,540	D	CBUQ							X			X			X	X				0	0		0	100	CBUQ	Bom	0	
309,560	E	CBUQ							X			X			X	X				0	0		0	100	CBUQ	Bom	0	
309,580	D	CBUQ							X			X			X	X				0	0		0	90	CBUQ	Bom	0	
309,600	E	CBUQ							X			X	X		X	X				0	0		0	100	CBUQ	Bom	0	
309,620	D	CBUQ							X			X	X		X	X				0	0		0	100	CBUQ	Bom	0	
309,640	E	CBUQ							X			X			X	X				0	0		0	100	CBUQ	Bom	0	
309,660	D	CBUQ							X			X	X		X	X				0	0		0	80	CBUQ	Bom	0	
309,680	E	CBUQ							X			X	X		X	X				0	0		0	90	CBUQ	Bom	0	
309,700	D	CBUQ							X			X			X	X				0	0		0	80	CBUQ	Bom	0	
309,720	E	CBUQ							X			X				X				0	0		0	20	CBUQ	Bom	0	

INVENTÁRIO DO ESTADO DA SUPERFÍCIE DO PAVIMENTO																											DNIT-PRO 06	
RODOVIA: BR-116 (MG)										SEGMENTO: 0,000 ao 817,000															DATA: 03/2007			
TRECHO: Div. BA/MG - Div. MG/RJ										AVALIADOR: Gerson										PISTA: Simples							FOLHA:	
km	Faixa	Pista Tipo Rev.	OK	FC-1			FC-2		FC-3		AF	O	P	EX	D	R	ALC	ATC	DG	Flecha		% de Área			ACOSTAMENTO			
				FI	TTC	TLC	J	TB	JE	E										TRI	TRE	FC-1	FC-2	FC-3	Tipo	Estado	Deg cm	OBS.
				(1)	(1)	(1)	(2)	(2)	(3)	(3)										(4)	(5)	(5)	(6)	(7)				
309,740	D	CBUQ							X			X			X					0	0		0	40	CBUQ	Bom	0	
309,760	E	CBUQ							X			X		X	X					0	0		0	80	CBUQ	Bom	0	
309,780	D	CBUQ	X																	0	0		0	0	CBUQ	Bom	0	
309,800	E	CBUQ							X						X					0	0		0	40	CBUQ	Bom	0	
309,820	D	CBUQ							X			X	X		X					0	0		0	90	CBUQ	Bom	0	
309,840	E	CBUQ							X											0	0		0	40	CBUQ	Bom	0	
309,860	D	CBUQ							X						X					0	0		0	70	CBUQ	Bom	0	
309,880	E	CBUQ							X						X					0	0		0	70	CBUQ	Bom	0	
309,900	D	CBUQ							X			X	X		X					0	0		0	80	CBUQ	Bom	0	
309,920	E	CBUQ							X				X							0	0		0	40	CBUQ	Bom	0	
309,940	D	CBUQ							X			X	X		X					0	0		0	80	CBUQ	Bom	0	
309,960	E	CBUQ							X						X					0	0		0	80	CBUQ	Bom	0	
309,980	D	CBUQ							X						X					0	0		0	40	CBUQ	Bom	0	
310,000	E	CBUQ							X						X					0	0		0	40	CBUQ	Bom	0	
310,000	D	CBUQ			X	X			X				X		X					5	10		0	100	CBUQ	BOM	0	
310,020	E	CBUQ					X						X							5	5		0	100	CBUQ	BOM	0	
310,040	D	CBUQ			X	X			X				X		X					3	3		0	20	CBUQ	BOM	0	
310,060	E	CBUQ			X	X			X											2	3		0	10	CBUQ	BOM	0	
310,080	D	CBUQ			X	X			X											2	2		0	30	CBUQ	BOM	0	
310,100	E	CBUQ			X	X														2	2		0	0	CBUQ	BOM	0	
310,120	D	CBUQ			X	X			X				X							2	2		0	10	CBUQ	BOM	0	
310,140	E	CBUQ							X											3	2		0	5	CBUQ	BOM	0	
310,160	D	CBUQ							X				X							4	2		0	100	CBUQ	BOM	0	
310,180	E	CBUQ			X	X			X				X							2	6		0	30	CBUQ	BOM	0	
310,200	D	CBUQ			X	X			X						X					2	4		0	20	CBUQ	BOM	0	
310,220	E	CBUQ			X	X														3	4		0	0	CBUQ	BOM	0	
310,240	D	CBUQ			X	X			X						X					2	6		0	40	CBUQ	BOM	0	
310,260	E	CBUQ			X	X	X													2	6		10	0	CBUQ	BOM	0	
310,280	D	CBUQ			X	X			X				X		X					2	8		0	50	CBUQ	BOM	0	
310,300	E	CBUQ			X	X	X								X					3	3		40	0	CBUQ	BOM	0	
310,320	D	CBUQ			X	X			X											3	10		0	50	CBUQ	BOM	0	
310,340	E	CBUQ					X						X		X					10	10		100	0	CBUQ	BOM	0	
310,360	D	CBUQ			X	X			X				X		X					3	5		0	50	CBUQ	BOM	0	

INVENTÁRIO DO ESTADO DA SUPERFÍCIE DO PAVIMENTO																											DNIT-PRO 06						
RODOVIA: BR-116 (MG)										SEGMENTO: 0,000 ao 817,000										DATA: 03/2007													
TRECHO: Div. BA/MG - Div. MG/RJ										AVALIADOR: Gerson										PISTA: Simples							FOLHA:						
km	Faixa	Pista Tipo Rev.	OK	FC-1			FC-2		FC-3		AF	O	P	EX	D	R	ALC	ATC	DG	Flecha		% de Área			ACOSTAMENTO								
				FI	TTC	TLC	J	TB	JE	E										TRI	TRE	FC-1	FC-2	FC-3	Tipo	Estado	Deg	OBS.					
				(1)	(1)	(1)	(2)	(2)	(3)	(3)										(4)	(5)	(5)	(6)	(7)	(8)	cm							
310,380	E	CBUQ			X	X			X				X			X					3	7		0	80	CBUQ	BOM	0					
310,400	D	CBUQ			X	X			X				X			X					5	4		0	75	CBUQ	BOM	0					
310,420	E	CBUQ			X	X			X							X					2	6		0	30	CBUQ	BOM	0					
310,440	D	CBUQ			X	X			X				X			X					3	7		0	80	CBUQ	BOM	0					
310,460	E	CBUQ			X	X			X												3	4		0	10	CBUQ	BOM	0					
310,480	D	CBUQ			X	X			X				X			X					8	10		0	80	CBUQ	BOM	0					
310,500	E	CBUQ			X	X			X				X		X	X					6	10		0	80	CBUQ	BOM	0					
310,520	D	CBUQ			X	X			X				X		X	X					4	8		0	80	CBUQ	BOM	0					
310,540	E	CBUQ			X	X	X								X	X					4	2		80	0	CBUQ	BOM	0					
310,560	D	CBUQ																			2	2		0	0	CBUQ	BOM	3					
310,580	E	CBUQ																			3	3		0	0	CBUQ	BOM	3					
310,600	D	CBUQ																			2	3		0	0	CBUQ	BOM	3					
310,620	E	CBUQ																			3	3		0	0	CBUQ	BOM	3					
310,640	D	CBUQ		X																	2	2		0	0	CBUQ	BOM	3					
310,660	E	CBUQ		X																	5	5		0	0	CBUQ	BOM	3					
310,680	D	CBUQ		X																	3	4		0	0	CBUQ	BOM	3					
310,700	E	CBUQ		X																	5	4		0	0	CBUQ	BOM	3					
310,720	D	CBUQ		X																	4	4		0	0	CBUQ	BOM	3					
310,740	E	CBUQ							X						X	X					3	2		0	100	CBUQ	BOM	0					
310,760	D	CBUQ							X						X	X					3	8		0	80	CBUQ	BOM	0					
310,780	E	CBUQ							X						X	X					2	5		0	20	CBUQ	BOM	0					
310,800	D	CBUQ			X	X	X								X						3	6		20	0	CBUQ	BOM	0					
310,820	E	CBUQ							X						X	X					4	4		0	30	CBUQ	BOM	0					
310,840	D	CBUQ			X	X			X						X						6	3		0	20	CBUQ	BOM	0					
310,860	E	CBUQ			X	X			X						X	X					5	5		0	50	CBUQ	BOM	0					
310,880	D	CBUQ			X	X	X								X	X					3	2		5	0	CBUQ	BOM	0					
310,900	E	CBUQ			X	X									X	X					5	4		0	0	CBUQ	BOM	0					
310,920	D	CBUQ			X	X			X						X	X					2	4		0	10	CBUQ	BOM	0					
310,940	E	CBUQ		X																	4	3		0	0	CBUQ	BOM	3					
310,960	D	CBUQ													X						3	3		0	0	CBUQ	BOM	0					
310,980	E	CBUQ		X																	4	3		0	0	CBUQ	BOM	3					
311,000	D	CBUQ			X	X			X							X					3	3		0	20	CBUQ	REG	0					
311,020	E	CBUQ		X																	4	4		0	0	CBUQ	REG	3					

INVENTÁRIO DO ESTADO DA SUPERFICIE DO PAVIMENTO																											DNIT-PRO 06	
RODOVIA: BR-116 (MG)												SEGMENTO: 0,000 ao 817,000													DATA: 03/2007			
TRECHO: Div. BA/MG - Div. MG/RJ												AVALIADOR: Gerson													PISTA: Simples		FOLHA:	
km	Faixa	Pista Tipo Rev.	OK	FC-1			FC-2		FC-3		AF	O	P	EX	D	R	ALC	ATC	DG	Flecha		% de Área			ACOSTAMENTO			
				FI	TTC	TLC	J	TB	JE	E										TRI	TRE	FC-1	FC-2	FC-3	Tipo	Estado	Deg	OBS.
				(1)	(1)	(1)	(2)	(2)	(3)	(3)										(4)	(5)	(5)	(6)	(7)	(8)	(4)	(5)	
311,040	D	CBUQ							X							X				4	3		0	50	CBUQ	REG	0	
311,060	E	CBUQ		X																4	4		0	0	CBUQ	REG	3	
311,080	D	CBUQ			X	X			X							X				5	5		0	40	CBUQ	REG	0	
311,100	E	CBUQ		X																3	3		0	0	CBUQ	REG	3	
311,120	D	CBUQ			X	X			X				X			X				6	4		0	90	CBUQ	REG	0	
311,140	E	CBUQ		X																4	3		0	0	CBUQ	REG	3	
311,160	D	CBUQ			X	X			X											8	8		0	50	CBUQ	REG	0	
311,180	E	CBUQ			X	X			X				X		X	X				3	3		0	20	CBUQ	REG	0	
311,200	D	CBUQ			X	X			X				X			X				6	3		0	90	CBUQ	REG	0	
311,220	E	CBUQ							X							X				4	4		0	100	CBUQ	REG	0	
311,240	D	CBUQ			X	X			X				X							6	6		0	70	CBUQ	REG	0	
311,260	E	CBUQ		X																4	3		0	0	CBUQ	REG	3	
311,280	D	CBUQ		X																3	2		0	0	CBUQ	REG	3	
311,300	E	CBUQ		X																3	3		0	0	CBUQ	REG	3	
311,320	D	CBUQ		X																4	3		0	0	CBUQ	REG	3	
311,340	E	CBUQ							X							X				8	4		0	80	CBUQ	REG	0	
311,360	D	CBUQ							X				X							3	3		0	100	CBUQ	REG	0	
311,380	E	CBUQ							X				X			X				5	4		0	100	CBUQ	REG	0	
311,400	D	CBUQ							X				X			X				5	5		0	100	CBUQ	REG	0	
311,420	E	CBUQ							X							X				4	4		0	100	CBUQ	REG	0	
311,440	D	CBUQ			X	X			X				X							3	3		0	60	CBUQ	REG	0	
311,460	E	CBUQ			X	X			X				X			X				4	3		0	50	CBUQ	REG	0	
311,480	D	CBUQ			X	X			X				X			X				4	6		0	20	CBUQ	REG	0	
311,500	E	CBUQ			X	X			X							X				3	5		0	40	CBUQ	BOM	0	
311,520	D	CBUQ							X							X				5	5		0	100	CBUQ	BOM	0	
311,540	E	CBUQ		X																3	2		0	0	CBUQ	BOM	5	
311,560	D	CBUQ		X																4	4		0	0	CBUQ	BOM	5	
311,580	E	CBUQ		X																4	3		0	0	CBUQ	BOM	5	
311,600	D	CBUQ		X																5	5		0	0	CBUQ	BOM	5	
311,620	E	CBUQ		X																4	3		0	0	CBUQ	BOM	5	
311,640	D	CBUQ		X																2	3		0	0	CBUQ	BOM	5	
311,660	E	CBUQ		X																3	3		0	0	CBUQ	BOM	5	
311,680	D	CBUQ		X																4	4		0	0	CBUQ	BOM	5	

INVENTÁRIO DO ESTADO DA SUPERFÍCIE DO PAVIMENTO																											DNIT-PRO 06	
RODOVIA: BR-116 (MG)										SEGMENTO: 0,000 ao 817,000															DATA: 03/2007			
TRECHO: Div. BA/MG - Div. MG/RJ										AVALIADOR: Gerson										PISTA: Simples							FOLHA:	
km	Faixa	Pista Tipo Rev.	OK	FC-1			FC-2		FC-3		AF	O	P	EX	D	R	ALC	ATC	DG	Flecha		% de Área			ACOSTAMENTO			
				FI	TTC	TLC	J	TB	JE	E										TRI	TRE	FC-1	FC-2	FC-3	Tipo	Estado	Deg cm	OBS.
				(1)	(1)	(1)	(2)	(2)	(3)	(3)										(4)	(5)	(5)	(6)	(7)	(8)	(4)	(5)	
311,700	E	CBUQ						X							X					3	3		0	100	CBUQ	BOM	0	
311,720	D	CBUQ			X	X		X							X					3	4		0	50	CBUQ	BOM	0	
311,740	E	CBUQ			X	X		X							X					5	5		0	90	CBUQ	BOM	0	
311,760	D	CBUQ			X	X		X							X					6	4		0	60	CBUQ	BOM	0	
311,780	E	CBUQ			X	X		X							X					8	4		0	90	CBUQ	BOM	0	
311,800	D	CBUQ			X	X		X												3	5		0	40	CBUQ	BOM	0	
311,820	E	CBUQ			X	X		X							X					3	3		0	50	CBUQ	BOM	0	
311,840	D	CBUQ			X	X		X							X					4	8		0	50	CBUQ	BOM	0	
311,860	E	CBUQ			X	X		X							X					4	4		0	80	CBUQ	BOM	0	
311,880	D	CBUQ			X	X								X						4	4		0	0	CBUQ	BOM	0	
311,900	E	CBUQ			X	X		X				X			X					4	4		0	20	CBUQ	BOM	0	
311,920	D	CBUQ			X	X		X							X					6	6		0	70	CBUQ	BOM	0	
311,940	E	CBUQ			X	X	X								X					3	3		30	0	CBUQ	BOM	0	
311,960	D	CBUQ			X	X		X							X					6	6		0	80	CBUQ	BOM	0	
311,980	E	CBUQ						X							X					6	6		0	40	CBUQ	BOM	0	
312,000	D	CBUQ						X							X					5	8		0	100	CBUQ	BOM	0	Km 310 =
312,020	E	CBUQ			X	X	X								X					2	2		10	0	CBUQ	BOM	0	hodômetro
312,040	D	CBUQ						X							X					4	3		0	50	CBUQ	BOM	0	312+015
312,060	E	CBUQ						X				X			X					3	3		0	100	CBUQ	BOM	0	
312,080	D	CBUQ			X	X		X												2	6		0	30	CBUQ	BOM	0	
312,100	E	CBUQ			X	X		X				X			X					3	3		0	10	CBUQ	BOM	0	
312,120	D	CBUQ			X	X		X							X					2	6		0	50	CBUQ	BOM	0	
312,140	E	CBUQ			X	X		X				X			X					2	6		0	20	CBUQ	BOM	0	
312,160	D	CBUQ						X				X			X					8	4		0	100	CBUQ	BOM	0	
312,180	E	CBUQ						X				X			X					5	5		0	90	CBUQ	BOM	0	
312,200	D	CBUQ					X							X	X					2	6		10	0	CBUQ	BOM	0	
312,220	E	CBUQ			X	X		X				X			X					4	4		0	90	CBUQ	BOM	0	
312,240	D	CBUQ						X						X	X					3	7		0	50	CBUQ	BOM	0	
312,260	E	CBUQ		X																3	3		0	0	CBUQ	BOM	5	
312,280	D	CBUQ			X	X		X							X					6	6		0	70	CBUQ	BOM	0	
312,300	E	CBUQ		X																2	2		0	0	CBUQ	BOM	5	
312,320	D	CBUQ		X																2	2		0	0	CBUQ	BOM	5	
312,340	E	CBUQ		X																2	2		0	0	CBUQ	BOM	5	

INVENTÁRIO DO ESTADO DA SUPERFÍCIE DO PAVIMENTO																												DNIT-PRO 06			
RODOVIA: BR-116 (MG)																	SEGMENTO: 0,000 ao 817,000											DATA: 03/2007			
TRECHO: Div. BA/MG - Div. MG/RJ																	AVALIADOR: Gerson											PISTA: Simples		FOLHA:	
km	Faixa	Pista Tipo Rev.	OK	FC-1			FC-2		FC-3		AF	O	P	EX	D	R	ALC	ATC	DG	Flecha		% de Área			ACOSTAMENTO						
				FI	TTC	TLC	J	TB	JE	E										TRI	TRE	FC-1	FC-2	FC-3	Tipo	Estado	Deg cm	OBS.			
				(1)	(1)	(1)	(2)	(2)	(3)	(3)																					
312,360	D	CBUQ		X																2	3		0	0	CBUQ	BOM	5				
312,380	E	CBUQ		X																3	2		0	0	CBUQ	BOM	5				
312,400	D	CBUQ		X																4	4		0	0	CBUQ	BOM	5				
312,420	E	CBUQ		X																2	2		0	0	CBUQ	BOM	5				
312,440	D	CBUQ		X																4	4		0	0	CBUQ	BOM	5				
312,460	E	CBUQ		X																3	2		0	0	CBUQ	BOM	5				
312,480	D	CBUQ		X																4	5		0	0	CBUQ	BOM	5				
312,500	E	CBUQ		X																3	3		0	0	CBUQ	RUIM	5				
312,520	D	CBUQ		X																4	4		0	0	CBUQ	RUIM	5				
312,540	E	CBUQ		X																3	3		0	0	CBUQ	RUIM	5				
312,560	D	CBUQ		X																4	4		0	0	CBUQ	RUIM	5				
312,580	E	CBUQ		X																2	2		0	0	CBUQ	RUIM	5				
312,600	D	CBUQ		X																4	5		0	0	CBUQ	RUIM	5				
312,620	E	CBUQ		X																3	2		0	0	CBUQ	RUIM	5				
312,640	D	CBUQ		X																5	4		0	0	CBUQ	BOM	5				
312,660	E	CBUQ		X																2	2		0	0	CBUQ	BOM	5				
312,680	D	CBUQ		X																4	5		0	0	CBUQ	BOM	5				
312,700	E	CBUQ		X																3	3		0	0	CBUQ	BOM	5				
312,720	D	CBUQ		X																2	5		0	0	CBUQ	BOM	5				
312,740	E	CBUQ			X	X	X									X				4	4		5	0	CBUQ	BOM	0				
312,760	D	CBUQ		X																3	3		0	0	CBUQ	BOM	5				
312,780	E	CBUQ												X						4	4		0	0	CBUQ	BOM	0				
312,800	D	CBUQ		X																3	3		0	0	CBUQ	BOM	5				
312,820	E	CBUQ			X	X			X				X			X				5	3		0	40	CBUQ	BOM	0				
312,840	D	CBUQ		X																2	4		0	0	CBUQ	BOM	5				
312,860	E	CBUQ			X	X														3	3		0	0	CBUQ	BOM	0				
312,880	D	CBUQ		X																3	5		0	0	CBUQ	BOM	5				
312,900	E	CBUQ													X					3	3		0	0	CBUQ	BOM	0				
312,920	D	CBUQ		X																2	3		0	0	CBUQ	BOM	5				
312,940	E	CBUQ			X	X								X						2	2		0	0	CBUQ	BOM	0				
312,960	D	CBUQ							X						X					3	3		0	100	CBUQ	BOM	0				
312,980	E	CBUQ							X				X		X					4	2		0	80	CBUQ	BOM	0				
313,000	D	CBUQ							X				X		X					5	8		0	100	CBUQ	BOM	0				

INVENTÁRIO DO ESTADO DA SUPERFICIE DO PAVIMENTO																												DNIT-PRO 06	
RODOVIA: BR-116 (MG)												SEGMENTO: 0,000 ao 817,000														DATA: 03/2007			
TRECHO: Div. BA/MG - Div. MG/RJ												AVALIADOR: Gerson												PISTA: Simples				FOLHA:	
km	Faixa	Pista Tipo Rev.	OK	FC-1			FC-2		FC-3		AF	O	P	EX	D	R	ALC	ATC	DG	Flecha		% de Área			ACOSTAMENTO				
				FI	TTC	TLC	J	TB	JE	E										TRI	TRE	FC-1	FC-2	FC-3	Tipo	Estado	Deg cm	OBS.	
				(1)	(1)	(1)	(2)	(2)	(3)	(3)										(4)	(5)	(5)	(6)	(7)					(8)
313,020	E	CBUQ			X	X			X				X							4	2		0	100	CBUQ	BOM	0		
313,040	D	CBUQ			X	X			X											3	3		0	80	CBUQ	BOM	0		
313,060	E	CBUQ							X				X		X					2	2		0	20	CBUQ	BOM	0		
313,080	D	CBUQ			X	X			X											4	4		0	30	CBUQ	BOM	0		
313,100	E	CBUQ		X			X								X					2	2		10	20	CBUQ	BOM	0		
313,120	D	CBUQ							X				X		X					3	3		0	0	CBUQ	BOM	0		
313,140	E	CBUQ							X				X		X					3	3		0	100	CBUQ	BOM	0		
313,160	D	CBUQ			X	X			X						X					4	6		0	100	CBUQ	BOM	0		
313,180	E	CBUQ												X						2	2		0	50	CBUQ	BOM	0		
313,200	D	CBUQ			X	X			X						X					3	8		0	0	CBUQ	BOM	0		
313,220	E	CBUQ		X										X	X					2	2		0	50	CBUQ	BOM	5		
313,240	D	CBUQ			X	X			X						X					5	8		0	0	CBUQ	BOM	0		
313,260	E	CBUQ			X	X								X						4	2		0	80	CBUQ	BOM	0		
313,280	D	CBUQ			X	X	X													3	8		40	0	CBUQ	BOM	0		
313,300	E	CBUQ		X																2	2		0	0	CBUQ	BOM	5		
313,320	D	CBUQ		X																5	5		0	0	CBUQ	BOM	5		
313,340	E	CBUQ		X																4	4		0	0	CBUQ	BOM	5		
313,360	D	CBUQ		X																4	5		0	0	CBUQ	BOM	5		
313,380	E	CBUQ		X										X						4	4		0	0	CBUQ	BOM	5		
313,400	D	CBUQ		X																4	4		0	0	CBUQ	BOM	5		
313,420	E	CBUQ		X					X											4	4		0	50	CBUQ	BOM	0		
313,440	D	CBUQ							X						X					6	4		0	100	CBUQ	BOM	0		
313,460	E	CBUQ							X				X		X					5	6		0	100	CBUQ	BOM	0		
313,480	D	CBUQ							X						X					3	6		0	100	CBUQ	BOM	0		
313,500	E	CBUQ							X						X					2	4		0	60	CBUQ	BOM	0		
313,520	D	CBUQ							X				X							2	4		0	20	CBUQ	BOM	0		
313,540	E	CBUQ			X	X			X				X		X					3	3		0	80	CBUQ	BOM	0		
313,560	D	CBUQ			X	X	X							X						2	4		10	0	CBUQ	BOM	0		
313,580	E	CBUQ			X	X			X				X		X					3	3		0	80	CBUQ	BOM	0		
313,600	D	CBUQ			X	X			X						X					6	8		0	40	CBUQ	BOM	0		
313,620	E	CBUQ			X	X			X						X					3	3		0	10	CBUQ	BOM	0		
313,640	D	CBUQ							X						X					6	6		0	100	CBUQ	BOM	0		
313,660	E	CBUQ												X						2	2		0	0	CBUQ	BOM	0		

INVENTÁRIO DO ESTADO DA SUPERFÍCIE DO PAVIMENTO																											DNIT-PRO 06	
RODOVIA: BR-116 (MG)										SEGMENTO: 0,000 ao 817,000															DATA: 03/2007			
TRECHO: Div. BA/MG - Div. MG/RJ										AVALIADOR: Gerson										PISTA: Simples							FOLHA:	
km	Faixa	Pista Tipo Rev.	OK	FC-1			FC-2		FC-3		AF	O	P	EX	D	R	ALC	ATC	DG	Flecha		% de Área			ACOSTAMENTO			
				FI	TTC	TLC	J	TB	JE	E										TRI	TRE	FC-1	FC-2	FC-3	Tipo	Estado	Deg cm	OBS.
				(1)	(1)	(1)	(2)	(2)	(3)	(3)										(4)	(5)	(5)	(6)	(7)	(8)	(4)	(5)	
313,680	D	CBUQ							X				X			X				4	4		0	100	CBUQ	BOM	0	
313,700	E	CBUQ							X				X			X				3	3		0	100	CBUQ	BOM	0	
313,720	D	CBUQ			X	X			X							X				3	4		0	40	CBUQ	BOM	0	
313,740	E	CBUQ			X	X			X											4	4		0	30	CBUQ	BOM	0	
313,760	D	CBUQ							X				X			X				3	3		0	100	CBUQ	BOM	0	
313,780	E	CBUQ							X							X				3	3		0	100	CBUQ	BOM	0	
313,800	D	CBUQ							X							X				5	6		0	50	CBUQ	BOM	0	
313,820	E	CBUQ							X				X			X				5	2		0	50	CBUQ	BOM	0	
313,840	D	CBUQ							X				X			X				5	4		0	100	CBUQ	BOM	0	
313,860	E	CBUQ							X						X					3	3		0	10	CBUQ	BOM	0	
313,880	D	CBUQ			X	X			X											4	8		0	60	CBUQ	BOM	0	
313,900	E	CBUQ			X	X			X				X			X				2	4		0	10	CBUQ	BOM	0	Km 312 =
313,920	D	CBUQ			X	X			X						X					3	4		0	20	CBUQ	BOM	0	hodômetro
313,940	E	CBUQ			X	X	X								X					2	2		5	0	CBUQ	BOM	0	313+884
313,960	D	CBUQ			X	X									X					2	4		0	0	CBUQ	BOM	0	
313,980	E	CBUQ			X	X	X													2	2		5	0	CBUQ	BOM	0	
314,000	D	CBUQ		X	X	X	X								X					2	3		5	0	CBUQ	BOM	0	
314,020	E	CBUQ		X											X	X				2	2		0	0	CBUQ	BOM	0	
314,040	D	CBUQ			X	X			X				X			X				2	5		0	20	CBUQ	BOM	0	
314,060	E	CBUQ							X							X				5	2		0	30	CBUQ	BOM	0	
314,080	D	CBUQ			X	X									X					2	5		0	0	CBUQ	BOM	0	
314,100	E	CBUQ			X	X			X						X	X				3	4		0	5	CBUQ	BOM	0	
314,120	D	CBUQ			X	X							X		X					2	4		0	0	CBUQ	BOM	0	
314,140	E	CBUQ			X	X			X						X	X				2	2		0	10	CBUQ	BOM	0	
314,160	D	CBUQ			X				X				X		X	X				4	4		0	50	CBUQ	BOM	0	
314,180	E	CBUQ							X				X		X					2	2		0	15	CBUQ	BOM	0	
314,200	D	CBUQ			X										X					2	4		0	0	CBUQ	BOM	0	
314,220	E	CBUQ			X	X							X		X	X				2	2		0	0	CBUQ	BOM	0	
314,240	D	CBUQ			X	X									X					2	4		0	0	CBUQ	BOM	0	
314,260	E	CBUQ			X	X									X					2	2		0	0	CBUQ	BOM	0	
314,280	D	CBUQ			X	X			X				X		X					2	6		0	50	CBUQ	BOM	0	
314,300	E	CBUQ		X	X	X									X					2	2		0	0	CBUQ	BOM	0	
314,320	D	CBUQ			X	X									X					4	5		0	0	CBUQ	BOM	0	

INVENTÁRIO DO ESTADO DA SUPERFICIE DO PAVIMENTO																											DNIT-PRO 06					
RODOVIA: BR-116 (MG)																	SEGMENTO: 0,000 ao 817,000										DATA: 03/2007					
TRECHO: Div. BA/MG - Div. MG/RJ																	AVALIADOR: Gerson										PISTA: Simples			FOLHA:		
km	Faixa	Pista Tipo Rev.	OK	FC-1			FC-2		FC-3		AF	O	P	EX	D	R	ALC	ATC	DG	Flecha		% de Área			ACOSTAMENTO							
				FI	TTC	TLC	J	TB	JE	E										TRI	TRE	FC-1	FC-2	FC-3	Tipo	Estado	Deg	OBS.				
				(1)	(1)	(1)	(2)	(2)	(3)	(3)										(4)	(5)	(5)	(6)	(7)	(8)					cm		
314,340	E	CBUQ		X									X		X					2	2		0	0	CBUQ	BOM	0					
314,360	D	CBUQ			X	X							X		X					2	4		0	0	CBUQ	BOM	0					
314,380	E	CBUQ					X								X					2	2		3	0	CBUQ	BOM	0					
314,400	D	CBUQ			X	X									X					2	5		0	0	CBUQ	BOM	0					
314,420	E	CBUQ													X					2	2		0	0	CBUQ	BOM	0					
314,440	D	CBUQ			X	X			X						X					3	4		0	10	CBUQ	BOM	0					
314,460	E	CBUQ			X	X							X			X				2	2		0	0	CBUQ	BOM	0					
314,480	D	CBUQ			X	X										X				5	4		0	0	CBUQ	BOM	0					
314,500	E	CBUQ			X	X							X		X	X				2	3		0	0	CBUQ	BOM	0					
314,520	D	CBUQ			X	X			X				X		X	X				2	5		0	30	CBUQ	BOM	0					
314,540	E	CBUQ			X	X							X		X	X				2	4		0	0	CBUQ	BOM	0					
314,560	D	CBUQ			X	X			X				X		X	X				5	5		0	10	CBUQ	BOM	0					
314,580	E	CBUQ			X	X			X				X		X	X				5	5		0	20	CBUQ	BOM	0					
314,600	D	CBUQ			X	X			X				X		X	X				3	4		0	30	CBUQ	BOM	0					
314,620	E	CBUQ			X	X			X				X		X	X				3	3		0	10	CBUQ	BOM	0					
314,640	D	CBUQ							X				X			X				4	3		0	100	CBUQ	BOM	0					
314,660	E	CBUQ			X	X			X						X	X				5	2		0	20	CBUQ	BOM	0					
314,680	D	CBUQ							X				X			X				2	3		0	100	CBUQ	BOM	0					
314,700	E	CBUQ			X	X							X		X	X				2	2		0	0	CBUQ	BOM	0					
314,720	D	CBUQ							X				X			X				2	4		0	100	CBUQ	BOM	0					
314,740	E	CBUQ			X										X					2	2		0	0	CBUQ	BOM	0					
314,760	D	CBUQ			X										X					4	4		0	0	CBUQ	BOM	0					
314,780	E	CBUQ			X	X									X					2	2		0	0	CBUQ	BOM	0					
314,800	D	CBUQ			X	X			X				X			X				3	6		0	30	CBUQ	BOM	0					
314,820	E	CBUQ			X	X			X				X		X	X				3	3		0	15	CBUQ	BOM	0					
314,840	D	CBUQ			X	X			X				X		X	X				5	5		0	40	CBUQ	BOM	0					
314,860	E	CBUQ			X	X									X					2	2		0	0	CBUQ	BOM	0					
314,880	D	CBUQ			X	X			X				X		X					2	5		0	20	CBUQ	BOM	0					
314,900	E	CBUQ			X	X			X						X					2	2		0	5	CBUQ	BOM	0					
314,920	D	CBUQ							X				X		X	X				2	6		0	50	CBUQ	BOM	0					
314,940	E	CBUQ			X	X	X		X							X				3	4		10	10	CBUQ	BOM	0					
314,960	D	CBUQ							X				X			X				3	8		0	100	CBUQ	BOM	0					
314,980	E	CBUQ			X	X	X									X				2	2		10	0	CBUQ	BOM	0					

INVENTÁRIO DO ESTADO DA SUPERFÍCIE DO PAVIMENTO																									DNIT-PRO 06				
RODOVIA: BR-116 (MG)										SEGMENTO: 0,000 ao 817,000															DATA: 03/2007				
TRECHO: Div. BA/MG - Div. MG/RJ										AVALIADOR: Gerson										PISTA: Simples					FOLHA:				
km	Faixa	Pista Tipo Rev.	OK	FC-1			FC-2		FC-3		AF	O	P	EX	D	R	ALC	ATC	DG	Flecha		% de Área			ACOSTAMENTO				
				FI	TTC	TLC	J	TB	JE	E										TRI	TRE	FC-1	FC-2	FC-3	Tipo	Estado	Deg cm	OBS.	
				(1)	(1)	(1)	(2)	(2)	(3)	(3)										(4)	(5)	(5)	(6)	(7)					(8)
315,000	D	CBUQ			X				X				X		X	X				2	6		0	80	CBUQ	BOM	0		
315,020	E	CBUQ			X	X			X							X				3	3		0	80	CBUQ	BOM	0		
315,040	D	CBUQ			X	X			X							X				2	2		0	80	CBUQ	BOM	0		
315,060	E	CBUQ			X	X			X				X			X				2	2		0	80	CBUQ	BOM	3		
315,080	D	CBUQ							X				X			X				2	3		0	90	CBUQ	BOM	3		
315,100	E	CBUQ							X				X			X				3	2		0	100	CBUQ	BOM	3		
315,120	D	CBUQ					X													3	3		100	0	CBUQ	BOM	3		
315,140	E	CBUQ					X		X											2	2		60	40	CBUQ	BOM	3		
315,160	D	CBUQ							X				X		X	X				2	2		0	15	CBUQ	BOM	3		
315,180	E	CBUQ							X							X				2	2		0	100	CBUQ	BOM	3	Ponte	
315,200	D	CBUQ													X	X				2	2		0	0	NÃO	TEM	ACOST	início	
315,220	E	CBUQ							X				X			X				15	3		0	60	CBUQ	BOM	3	315+180	
315,240	D	CBUQ			X	X			X				X			X				6	6		0	20	CBUQ	BOM	3	final	
315,260	E	CBUQ			X	X			X				X			X				3	6		0	40	CBUQ	BOM	3	315+210	
315,280	D	CBUQ							X				X		X	X				2	2		0	30	CBUQ	BOM	3		
315,300	E	CBUQ							X				X			X				3	2		0	100	CBUQ	BOM	3		
315,320	D	CBUQ							X				X			X				5	3		0	100	CBUQ	BOM	3		
315,340	E	CBUQ							X				X			X				3	3		0	100	CBUQ	BOM	3		
315,360	D	CBUQ							X				X			X				8	8		0	100	CBUQ	BOM	0		
315,380	E	CBUQ							X				X			X				6	4		0	100	CBUQ	BOM	0		
315,400	D	CBUQ							X				X			X				3	3		0	100	CBUQ	BOM	0		
315,420	E	CBUQ							X				X			X				3	3		0	100	CBUQ	BOM	0		
315,440	D	CBUQ			X	X			X				X		X	X				3	2		0	20	CBUQ	BOM	0		
315,460	E	CBUQ							X				X			X				3	3		0	100	CBUQ	BOM	0		
315,480	D	CBUQ							X				X			X				3	3		0	100	CBUQ	BOM	0		
315,500	E	CBUQ							X				X			X				3	3		0	100	CBUQ	BOM	0		
315,520	D	CBUQ			X	X			X						X	X				2	6		0	5	CBUQ	BOM	0		
315,540	E	CBUQ							X				X		X	X				2	2		0	60	CBUQ	BOM	0		
315,560	D	CBUQ			X	X			X				X		X					2	6		0	20	CBUQ	BOM	0		
315,580	E	CBUQ							X				X		X	X				2	4		0	30	CBUQ	BOM	0		
315,600	D	CBUQ			X	X			X						X	X				2	6		0	15	CBUQ	BOM	0		
315,620	E	CBUQ							X				X			X				2	2		0	100	CBUQ	BOM	0		
315,640	D	CBUQ			X	X			X				X			X				2	8		0	50	CBUQ	BOM	0		

INVENTÁRIO DO ESTADO DA SUPERFÍCIE DO PAVIMENTO																									DNIT-PRO 06				
RODOVIA: BR-116 (MG)										SEGMENTO: 0,000 ao 817,000															DATA: 03/2007				
TRECHO: Div. BA/MG - Div. MG/RJ										AVALIADOR: Gerson										PISTA: Simples					FOLHA:				
km	Faixa	Pista Tipo Rev.	OK	FC-1			FC-2		FC-3		AF	O	P	EX	D	R	ALC	ATC	DG	Flecha		% de Área			ACOSTAMENTO				
				FI	TTC	TLC	J	TB	JE	E										TRI	TRE	FC-1	FC-2	FC-3	Tipo	Estado	Deg cm	OBS.	
				(1)	(1)	(1)	(2)	(2)	(3)	(3)																			(4)
315,660	E	CBUQ							X				X		X					3	3		0	100	CBUQ	BOM	0		
315,680	D	CBUQ							X				X		X					4	6		0	100	CBUQ	BOM	0		
315,700	E	CBUQ			X	X			X				X		X					5	3		0	50	CBUQ	BOM	0		
315,720	D	CBUQ			X	X			X				X		X	X				3	5		0	30	CBUQ	BOM	0		
315,740	E	CBUQ							X				X		X					2	2		0	100	CBUQ	BOM	0		
315,760	D	CBUQ			X	X			X						X					3	5		0	10	CBUQ	BOM	0		
315,780	E	CBUQ							X				X		X					3	2		0	100	CBUQ	BOM	0		
315,800	D	CBUQ							X				X		X					3	3		0	100	CBUQ	BOM	0		
315,820	E	CBUQ							X				X		X					3	3		0	100	CBUQ	BOM	0		
315,840	D	CBUQ			X	X									X					2	4		0	0	CBUQ	BOM	0		
315,860	E	CBUQ			X	X									X					2	2		0	0	CBUQ	BOM	0		
315,880	D	CBUQ			X										X					2	3		0	0	CBUQ	BOM	0	km 314 =	
315,900	E	CBUQ			X										X					2	2		0	0	CBUQ	BOM	0	odômetro	
315,920	D	CBUQ			X	X			X				X		X					2	3		0	10	CBUQ	BOM	0	315+976	
315,940	E	CBUQ			X	X							X		X					2	2		0	0	CBUQ	BOM	0		
315,960	D	CBUQ			X	X	X							X		X				2	4		0	0	CBUQ	BOM	0		
315,980	E	CBUQ			X	X									X					2	2		0	0	CBUQ	BOM	0		
316,000	D	CBUQ			X	X	X								X					2	4		2	0	CBUQ	BOM	0		
316,020	E	CBUQ			X										X					2	2		0	0	CBUQ	BOM	0		
316,040	D	CBUQ			X	X			X						X	X				3	4		0	15	CBUQ	BOM	0		
316,060	E	CBUQ			X	X									X					2	2		0	0	CBUQ	BOM	0		
316,080	D	CBUQ			X	X			X				X			X				3	4		0	40	CBUQ	BOM	0		
316,100	E	CBUQ							X				X		X	X				3	2		0	40	CBUQ	BOM	0		
316,120	D	CBUQ			X	X									X					2	4		0	0	CBUQ	BOM	0		
316,140	E	CBUQ							X				X		X					6	2		0	20	CBUQ	BOM	0		
316,160	D	CBUQ			X	X			X				X		X	X				2	8		0	40	CBUQ	BOM	0		
316,180	E	CBUQ			X										X					2	2		0	0	CBUQ	BOM	0		
316,200	D	CBUQ			X										X					2	3		0	0	CBUQ	BOM	0		
316,220	E	CBUQ			X	X			X				X			X				6	2		0	10	CBUQ	BOM	0		
316,240	D	CBUQ							X				X			X				2	10		0	100	CBUQ	BOM	0		
316,260	E	CBUQ			X	X			X				X		X	X				4	2		0	40	CBUQ	BOM	0		
316,280	D	CBUQ							X				X			X				3	8		0	70	CBUQ	BOM	0		
316,300	E	CBUQ			X	X									X	X				4	3		0	0	CBUQ	BOM	0		

INVENTÁRIO DO ESTADO DA SUPERFICIE DO PAVIMENTO																										DNIT-PRO 06		
RODOVIA: BR-116 (MG)												SEGMENTO: 0,000 ao 817,000												DATA: 03/2007				
TRECHO: Div. BA/MG - Div. MG/RJ												AVALIADOR: Gerson												PISTA: Simples		FOLHA:		
km	Faixa	Pista Tipo Rev.	OK	FC-1			FC-2		FC-3		AF	O	P	EX	D	R	ALC	ATC	DG	Flecha		% de Área			ACOSTAMENTO			
				FI	TTC	TLC	J	TB	JE	E										TRI	TRE	FC-1	FC-2	FC-3	Tipo	Estado	Deg	OBS.
				(1)	(1)	(1)	(2)	(2)	(3)	(3)										(4)	(5)	(5)	(6)	(7)	(8)	cm		
316,320	D	CBUQ			X	X			X				X		X					2	5		0	20	CBUQ	BOM	0	
316,340	E	CBUQ			X	X	X						X		X					4	2		20	0	CBUQ	BOM	0	
316,360	D	CBUQ			X	X								X						2	4		0	0	CBUQ	BOM	0	
316,380	E	CBUQ							X				X	X	X					5	2		0	15	CBUQ	BOM	0	
316,400	D	CBUQ			X	X			X					X						2	6		0	10	CBUQ	BOM	0	
316,420	E	CBUQ			X									X	X					3	2		0	0	CBUQ	BOM	0	
316,440	D	CBUQ					X						X		X					2	5		15	0	CBUQ	BOM	0	
316,460	E	CBUQ			X	X			X						X					5	2		0	5	CBUQ	BOM	0	
316,480	D	CBUQ			X	X			X					X	X					2	5		0	5	CBUQ	BOM	0	
316,500	E	CBUQ			X	X			X						X					4	8		0	5	CBUQ	BOM	0	
316,520	D	CBUQ												X						5	5		0	0	CBUQ	BOM	0	
316,540	E	CBUQ												X						2	2		0	0	CBUQ	BOM	0	
316,560	D	CBUQ							X					X						2	6		0	15	CBUQ	BOM	0	
316,580	E	CBUQ					X							X						3	2		5	0	CBUQ	BOM	0	
316,600	D	CBUQ							X				X	X						3	5		0	10	CBUQ	BOM	0	
316,620	E	CBUQ							X				X	X						2	4		0	20	CBUQ	BOM	0	
316,640	D	CBUQ			X	X			X				X							2	6		0	10	CBUQ	BOM	0	
316,660	E	CBUQ			X									X						2	2		0	0	CBUQ	BOM	0	
316,680	D	CBUQ							X				X	X	X					2	5		0	20	CBUQ	BOM	0	
316,700	E	CBUQ			X	X								X						2	2		0	0	CBUQ	BOM	0	
316,720	D	CBUQ			X				X					X						2	6		0	40	CBUQ	BOM	0	
316,740	E	CBUQ			X	X								X						2	2		0	0	CBUQ	BOM	0	
316,760	D	CBUQ			X	X			X				X		X					3	6		0	40	CBUQ	BOM	0	
316,780	E	CBUQ			X	X			X				X							2	2		0	10	CBUQ	BOM	0	
316,800	D	CBUQ							X				X		X					2	3		0	50	CBUQ	BOM	0	
316,820	E	CBUQ			X	X			X				X		X					3	2		0	10	CBUQ	BOM	0	
316,840	D	CBUQ			X	X			X				X		X					2	5		0	80	CBUQ	BOM	0	
316,860	E	CBUQ			X	X			X				X		X					4	2		0	40	CBUQ	BOM	0	
316,880	D	CBUQ							X				X		X					5	10		0	100	CBUQ	BOM	0	Km 315 =
316,900	E	CBUQ			X	X							X		X	X				4	2		0	0	CBUQ	BOM	0	odômetro
316,920	D	CBUQ			X	X			X					X	X					2	5		0	10	CBUQ	BOM	0	316+964
316,940	E	CBUQ			X	X								X						2	2		0	0	CBUQ	BOM	0	
316,960	D	CBUQ			X	X			X				X		X					2	4		0	10	CBUQ	BOM	0	

INVENTÁRIO DO ESTADO DA SUPERFÍCIE DO PAVIMENTO																											DNIT-PRO 06					
RODOVIA: BR-116 (MG)																	SEGMENTO: 0,000 ao 817,000										DATA: 03/2007					
TRECHO: Div. BA/MG - Div. MG/RJ																	AVALIADOR: Gerson										PISTA: Simples			FOLHA:		
km	Faixa	Pista Tipo Rev.	OK	FC-1			FC-2		FC-3		AF	O	P	EX	D	R	ALC	ATC	DG	Flecha		% de Área			ACOSTAMENTO							
				FI	TTC	TLC	J	TB	JE	E										TRI	TRE	FC-1	FC-2	FC-3	Tipo	Estado	Deg cm	OBS.				
				(1)	(1)	(1)	(2)	(2)	(3)	(3)										(4)	(5)	(5)	(6)	(7)					(8)			
316,980	E	CBUQ			X	X			X				X		X					5	2		0	20	CBUQ	BOM	0					
317,000	D	CBUQ			X	X			X				X							2	4		0	40	CBUQ	BOM	0					
317,020	E	CBUQ			X	X							X		X					2	4		0	0	CBUQ	BOM	0					
317,040	D	CBUQ			X	X									X					2	4		0	0	CBUQ	BOM	0					
317,060	E	CBUQ							X				X		X	X				5	5		0	50	CBUQ	BOM	0					
317,080	D	CBUQ			X	X			X				X		X	X				2	8		0	50	CBUQ	BOM	0					
317,100	E	CBUQ			X	X			X						X	X				2	2		0	10	CBUQ	BOM	0					
317,120	D	CBUQ							X				X			X				5	5		0	100	CBUQ	BOM	0					
317,140	E	CBUQ			X	X			X				X			X				2	2		0	5	CBUQ	BOM	0					
317,160	D	CBUQ			X	X			X						X					2	5		0	5	CBUQ	BOM	0					
317,180	E	CBUQ			X	X			X				X			X				3	2		0	5	CBUQ	BOM	0					
317,200	D	CBUQ			X										X					2	5		0	0	CBUQ	BOM	0					
317,220	E	CBUQ			X										X					2	2		0	0	CBUQ	BOM	0					
317,240	D	CBUQ													X					2	3		0	0	CBUQ	BOM	0					
317,260	E	CBUQ							X				X		X	X				2	2		0	50	CBUQ	BOM	0					
317,280	D	CBUQ			X	X									X					2	5		0	0	CBUQ	BOM	0					
317,300	E	CBUQ							X				X			X				5	2		0	100	CBUQ	BOM	0					
317,320	D	CBUQ			X	X							X			X				2	5		0	0	CBUQ	BOM	0					
317,340	E	CBUQ							X				X			X				3	3		0	100	CBUQ	BOM	0					
317,360	D	CBUQ			X	X									X					2	3		0	0	CBUQ	BOM	0					
317,380	E	CBUQ							X				X		X	X				2	2		0	20	CBUQ	BOM	0					
317,400	D	CBUQ													X					2	2		0	0	CBUQ	BOM	0					
317,420	E	CBUQ			X	X			X				X		X					2	2		0	5	CBUQ	BOM	0					
317,440	D	CBUQ			X										X					2	2		0	0	CBUQ	BOM	0					
317,460	E	CBUQ			X	X									X					2	2		0	0	CBUQ	BOM	0					
317,480	D	CBUQ			X										X					2	2		0	0	CBUQ	BOM	0					
317,500	E	CBUQ			X										X					2	2		0	0	CBUQ	BOM	0					
317,520	D	CBUQ													X					2	3		0	0	CBUQ	BOM	0					
317,540	E	CBUQ							X				X			X				2	2		0	10	CBUQ	BOM	0					
317,560	D	CBUQ													X					2	3		0	0	CBUQ	BOM	0					
317,580	E	CBUQ							X				X		X					2	2		0	2	CBUQ	BOM	0					
317,600	D	CBUQ			X								X		X					2	2		0	0	CBUQ	BOM	0					
317,620	E	CBUQ			X				X						X					2	2		0	5	CBUQ	BOM	0					

INVENTÁRIO DO ESTADO DA SUPERFÍCIE DO PAVIMENTO																												DNIT-PRO 06			
RODOVIA: BR-116 (MG)												SEGMENTO: 0,000 ao 817,000												DATA: 03/2007							
TRECHO: Div. BA/MG - Div. MG/RJ												AVALIADOR: Gerson												PISTA: Simples				FOLHA:			
km	Faixa	Pista Tipo Rev.	OK	FC-1			FC-2		FC-3		AF	O	P	EX	D	R	ALC	ATC	DG	Flecha		% de Área			ACOSTAMENTO						
				FI	TTC	TLC	J	TB	JE	E										TRI	TRE	FC-1	FC-2	FC-3	Tipo	Estado	Deg	OBS.			
				(1)	(1)	(1)	(2)	(2)	(3)	(3)										(4)	(5)	(5)	(6)	(7)	(8)					cm	
317,640	D	CBUQ			X									X						2	3		0	0	CBUQ	BOM	0				
317,660	E	CBUQ			X									X						2	2		0	0	CBUQ	BOM	0				
317,680	D	CBUQ							X					X	X					2	3		0	10	CBUQ	BOM	0				
317,700	E	CBUQ			X															2	2		0	0	CBUQ	BOM	0				
317,720	D	CBUQ							X				X		X					2	5		0	20	CBUQ	BOM	0				
317,740	E	CBUQ			X	X							X							3	2		0	0	CBUQ	BOM	0				
317,760	D	CBUQ							X				X		X					2	4		0	20	CBUQ	BOM	0				
317,780	E	CBUQ			X								X		X					2	2		0	0	CBUQ	BOM	0				
317,800	D	CBUQ			X				X						X					2	4		0	5	CBUQ	BOM	0				
317,820	E	CBUQ			X	X			X				X							3	2		0	10	CBUQ	BOM	0				
317,840	D	CBUQ							X				X		X					3	4		0	100	CBUQ	BOM	0				
317,860	E	CBUQ							X				X		X	X				4	4		0	20	CBUQ	BOM	0				
317,880	D	CBUQ							X				X		X					3	3		0	90	CBUQ	BOM	0				
317,900	E	CBUQ							X				X		X					4	2		0	60	CBUQ	BOM	0				
317,920	D	CBUQ			X	X			X						X					2	5		0	30	CBUQ	BOM	0				
317,940	E	CBUQ					X								X					2	2		10	0	CBUQ	BOM	0				
317,960	D	CBUQ							X											2	5		0	50	CBUQ	BOM	0				
317,980	E	CBUQ			X	X	X						X		X					2	2		10	0	CBUQ	BOM	0				
318,000	D	CBUQ			X	X			X						X	X				2	2		0	10	CBUQ	BOM	0				
318,020	E	CBUQ							X						X					2	2		0	5	CBUQ	BOM	0				
318,040	D	CBUQ			X	X			X						X					2	4		0	20	CBUQ	BOM	0				
318,060	E	CBUQ			X										X					2	2		0	0	CBUQ	BOM	0				
318,080	D	CBUQ													X					2	2		0	0	CBUQ	BOM	0				
318,100	E	CBUQ			X				X						X					2	2		0	10	CBUQ	BOM	0				
318,120	D	CBUQ			X	X									X					2	2		0	0	CBUQ	BOM	0				
318,140	E	CBUQ					X								X					3	2		20	0	CBUQ	BOM	0				
318,160	D	CBUQ				X			X						X					2	3		0	5	CBUQ	BOM	0				
318,180	E	CBUQ					X								X					2	2		10	0	CBUQ	BOM	0				
318,200	D	CBUQ													X					2	2		0	0	CBUQ	BOM	0				
318,220	E	CBUQ					X								X					2	2		5	0	CBUQ	BOM	0				
318,240	D	CBUQ			X				X						X					2	5		0	10	CBUQ	BOM	0				
318,260	E	CBUQ							X						X					2	3		0	10	CBUQ	BOM	0				
318,280	D	CBUQ							X							X				3	5		0	80	CBUQ	BOM	0				

INVENTÁRIO DO ESTADO DA SUPERFICIE DO PAVIMENTO																												DNIT-PRO 06			
RODOVIA: BR-116 (MG)														SEGMENTO: 0,000 ao 817,000														DATA: 03/2007			
TRECHO: Div. BA/MG - Div. MG/RJ														AVALIADOR: Gerson														PISTA: Simples		FOLHA:	
km	Faixa	Pista Tipo Rev.	OK	FC-1			FC-2		FC-3		AF	O	P	EX	D	R	ALC	ATC	DG	Flecha		% de Área			ACOSTAMENTO						
				FI	TTC	TLC	J	TB	JE	E										Tipo	Estado	Deg cm	OBS.								
				(1)	(1)	(1)	(2)	(2)	(3)	(3)																					
318,300	E	CBUQ							X							X					4	4		0	40	CBUQ	BOM	0			
318,320	D	CBUQ							X				X			X					2	5		0	100	CBUQ	BOM	0			
318,340	E	CBUQ							X				X								2	3		0	30	CBUQ	BOM	0			
318,360	D	CBUQ							X				X								3	8		0	100	CBUQ	BOM	0			
318,380	E	CBUQ							X				X		X						5	2		0	10	CBUQ	BOM	0			
318,400	D	CBUQ							X				X								2	4		0	10	CBUQ	BOM	0			
318,420	E	CBUQ							X												2	2		0	10	CBUQ	BOM	0			
318,440	D	CBUQ			X										X						2	3		0	0	CBUQ	BOM	0			
318,460	E	CBUQ							X												2	2		0	10	CBUQ	BOM	0			
318,480	D	CBUQ			X	X			X				X			X					2	4		0	20	CBUQ	BOM	0			
318,500	E	CBUQ					X								X						3	3		10	0	CBUQ	BOM	0			
318,520	D	CBUQ							X				X		X						2	6		0	20	CBUQ	BOM	0			
318,540	E	CBUQ					X								X						3	2		10	0	CBUQ	BOM	0			
318,560	D	CBUQ							X				X		X	X					2	6		0	40	CBUQ	BOM	0			
318,580	E	CBUQ					X								X						2	2		10	0	CBUQ	BOM	0			
318,600	D	CBUQ							X												2	4		0	20	CBUQ	BOM	0			
318,620	E	CBUQ							X						X	X					4	4		0	50	CBUQ	BOM	0			
318,640	D	CBUQ			X	X			X				X								2	3		0	40	CBUQ	BOM	0			
318,660	E	CBUQ			X	X			X							X					8	4		0	10	CBUQ	BOM	0			
318,680	D	CBUQ					X						X								2	5		40	0	CBUQ	BOM	0			
318,700	E	CBUQ					X														2	2		10	0	CBUQ	BOM	0			
318,720	D	CBUQ			X	X			X				X								2	3		0	20	CBUQ	BOM	0			
318,740	E	CBUQ							X							X					2	2		0	10	CBUQ	BOM	0			
318,760	D	CBUQ							X				X								2	5		0	40	CBUQ	BOM	0			
318,780	E	CBUQ													X						2	2		0	0	CBUQ	BOM	0			
318,800	D	CBUQ					X								X						2	5		40	0	CBUQ	BOM	0			
318,820	E	CBUQ													X						2	2		0	0	CBUQ	BOM	0			
318,840	D	CBUQ			X	X			X				X								2	6		0	30	CBUQ	BOM	0			
318,860	E	CBUQ			X	X									X						2	2		0	0	CBUQ	BOM	0			
318,880	D	CBUQ							X				X		X	X					2	2		0	20	CBUQ	BOM	0			
318,900	E	CBUQ													X						2	2		0	0	CBUQ	BOM	0			
318,920	D	CBUQ							X				X		X	X					2	5		0	40	CBUQ	BOM	0			
318,940	E	CBUQ			X	X			X							X					2	2		0	10	CBUQ	BOM	0			

INVENTÁRIO DO ESTADO DA SUPERFICIE DO PAVIMENTO																											DNIT-PRO 06				
RODOVIA: BR-116 (MG)											SEGMENTO: 0,000 ao 817,000											DATA: 03/2007									
TRECHO: Div. BA/MG - Div. MG/RJ											AVALIADOR: Gerson											PISTA: Simples					FOLHA:				
km	Faixa	Pista Tipo Rev.	OK	FC-1			FC-2		FC-3		AF	O	P	EX	D	R	ALC	ATC	DG	Flecha		% de Área			ACOSTAMENTO						
				FI	TTC	TLC	J	TB	JE	E										TRI	TRE	FC-1	FC-2	FC-3	Tipo	Estado	Deg cm	OBS.			
				(1)	(1)	(1)	(2)	(2)	(3)	(3)										(4)	(5)	(5)	(6)	(7)	(8)						
318,960	D	CBUQ							X					X						2	4		0	10	CBUQ	BOM	0				
318,980	E	CBUQ												X						2	2		0	0	CBUQ	BOM	0				
319,000	D	CBUQ		X										X						2	3		0	0	CBUQ	BOM	0				
319,020	E	CBUQ							X					X	X					3	3		0	10	CBUQ	BOM	0				
319,040	D	CBUQ			X	X								X						2	4		0	0	CBUQ	BOM	0				
319,060	E	CBUQ			X	X			X						X					3	2		0	20	CBUQ	BOM	0				
319,080	D	CBUQ			X	X							X		X					2	3		0	0	CBUQ	BOM	0				
319,100	E	CBUQ							X						X					3	3		0	50	CBUQ	BOM	0				
319,120	D	CBUQ							X				X		X					2	6		0	50	CBUQ	BOM	0				
319,140	E	CBUQ							X						X	X				3	2		0	20	CBUQ	BOM	0	Ponte			
319,160	D	CBUQ			X				X				X		X	X				2	5		0	50	CBUQ	BOM	0	início			
319,180	E	CBUQ			X															1	1		0	0	NÃO	TEM	ACOST	319+162			
319,200	D	CBUQ			X															1	1		0	0	NÃO	TEM	ACOST	final			
319,220	E	CBUQ			X				X											2	2		0	5	CBUQ	BOM	0	319+196			
319,240	D	CBUQ			X	X			X						X					2	3		0	5	CBUQ	BOM	0				
319,260	E	CBUQ		X											X					2	2		0	0	CBUQ	BOM	0				
319,280	D	CBUQ													X					2	3		0	0	CBUQ	BOM	0				
319,300	E	CBUQ			X	X									X					3	2		0	0	CBUQ	BOM	0				
319,320	D	CBUQ							X						X					2	4		0	5	CBUQ	BOM	0				
319,340	E	CBUQ			X				X				X		X					2	2		0	5	CBUQ	BOM	0				
319,360	D	CBUQ							X						X					2	4		0	10	CBUQ	BOM	0				
319,380	E	CBUQ							X				X			X				3	3		0	50	CBUQ	BOM	0				
319,400	D	CBUQ			X				X				X							2	4		0	40	CBUQ	BOM	0				
319,420	E	CBUQ							X				X			X				3	3		0	40	CBUQ	BOM	0				
319,440	D	CBUQ							X						X					2	4		0	10	CBUQ	BOM	0				
319,460	E	CBUQ							X						X					2	2		0	5	CBUQ	BOM	0				
319,480	D	CBUQ			X	X			X				X							3	6		0	70	CBUQ	BOM	0				
319,500	E	CBUQ			X	X			X				X		X					2	2		0	5	CBUQ	BOM	0				
319,520	D	CBUQ							X				X		X					2	3		0	80	CBUQ	BOM	0				
319,540	E	CBUQ			X	X			X				X		X					3	2		0	10	CBUQ	BOM	0				
319,560	D	CBUQ			X	X			X				X		X	X				2	5		0	70	CBUQ	BOM	0				
319,580	E	CBUQ			X	X									X					2	2		0	0	CBUQ	BOM	0				
319,600	D	CBUQ							X				X		X	X				2	8		0	90	CBUQ	BOM	0				

INVENTÁRIO DO ESTADO DA SUPERFICIE DO PAVIMENTO																												DNIT-PRO 06			
RODOVIA: BR-116 (MG)																	SEGMENTO: 0,000 ao 817,000											DATA: 03/2007			
TRECHO: Div. BA/MG - Div. MG/RJ																	AVALIADOR: Gerson											PISTA: Simples		FOLHA:	
km	Faixa	Pista Tipo Rev.	OK	FC-1			FC-2		FC-3		AF	O	P	EX	D	R	ALC	ATC	DG	Flecha		% de Área			ACOSTAMENTO						
				FI	TTC	TLC	J	TB	JE	E										TRI	TRE	FC-1	FC-2	FC-3	Tipo	Estado	Deg cm	OBS.			
				(1)	(1)	(1)	(2)	(2)	(3)	(3)										(4)	(5)	(5)	(6)	(7)					(8)		
319,620	E	CBUQ			X	X	X							X						2	2		5	0	CBUQ	BOM	0				
319,640	D	CBUQ			X	X			X					X						2	5		0	5	CBUQ	BOM	0				
319,660	E	CBUQ			X	X	X							X						2	2		20	0	CBUQ	BOM	0				
319,680	D	CBUQ							X				X	X						2	6		0	30	CBUQ	BOM	0				
319,700	E	CBUQ							X				X	X						4	3		0	50	CBUQ	BOM	0				
319,720	D	CBUQ							X				X	X						3	5		0	70	CBUQ	BOM	0				
319,740	E	CBUQ							X					X						4	2		0	50	CBUQ	BOM	0				
319,760	D	CBUQ				X			X				X	X						2	6		0	50	CBUQ	BOM	0				
319,780	E	CBUQ							X				X	X						3	3		0	50	CBUQ	BOM	0				
319,800	D	CBUQ			X	X			X					X						3	5		0	20	CBUQ	BOM	0				
319,820	E	CBUQ			X	X								X						2	2		0	0	CBUQ	BOM	0				
319,840	D	CBUQ			X	X			X											2	5		0	15	CBUQ	BOM	0				
319,860	E	CBUQ			X	X	X													2	2		20	0	CBUQ	BOM	0				
319,880	D	CBUQ							X				X							2	6		0	100	CBUQ	BOM	0				
319,900	E	CBUQ							X				X							2	8		0	100	CBUQ	BOM	0				
319,920	D	CBUQ							X				X							2	6		0	100	CBUQ	BOM	0				
319,940	E	CBUQ			X	X			X											3	2		0	20	CBUQ	BOM	0				
319,960	D	CBUQ			X	X			X				X							2	8		0	70	CBUQ	BOM	0				
319,980	E	CBUQ			X	X								X						2	2		0	0	CBUQ	BOM	0				
320,000	D	CBUQ			X	X			X				X	X						2	6		0	10	CBUQ	BOM	0				
320,020	E	CBUQ			X									X						2	2		0	0	CBUQ	BOM	0				
320,040	D	CBUQ							X											2	5		0	20	CBUQ	BOM	0				
320,060	E	CBUQ			X	X			X				X							2	3		0	10	CBUQ	BOM	0				
320,080	D	CBUQ			X	X			X					X						2	6		0	20	CBUQ	BOM	0				
320,100	E	CBUQ			X	X			X				X	X						3	3		0	50	CBUQ	BOM	0				
320,120	D	CBUQ							X				X							3	5		0	80	CBUQ	BOM	0				
320,140	E	CBUQ			X	X								X						2	2		0	0	CBUQ	BOM	0				
320,160	D	CBUQ			X	X								X						2	2		0	0	CBUQ	BOM	0				
320,180	E	CBUQ												X						2	2		0	0	CBUQ	BOM	0				
320,200	D	CBUQ			X	X							X							2	5		0	0	CBUQ	BOM	0				
320,220	E	CBUQ												X						2	2		0	0	CBUQ	BOM	0				
320,240	D	CBUQ							X					X						2	3		0	3	CBUQ	BOM	0				
320,260	E	CBUQ												X						2	2		0	0	CBUQ	BOM	0				

INVENTÁRIO DO ESTADO DA SUPERFÍCIE DO PAVIMENTO																											DNIT-PRO 06	
RODOVIA: BR-116 (MG)										SEGMENTO: 0,000 ao 817,000															DATA: 03/2007			
TRECHO: Div. BA/MG - Div. MG/RJ										AVALIADOR: Gerson										PISTA: Simples							FOLHA:	
km	Faixa	Pista Tipo Rev.	OK	FC-1			FC-2		FC-3		AF	O	P	EX	D	R	ALC	ATC	DG	Flecha		% de Área			ACOSTAMENTO			
				FI	TTC	TLC	J	TB	JE	E										TRI	TRE	FC-1	FC-2	FC-3	Tipo	Estado	Deg cm	OBS.
				(1)	(1)	(1)	(2)	(2)	(3)	(3)										(4)	(5)	(5)	(6)	(7)				
320,280	D	CBUQ												X						2	3		0	0	CBUQ	BOM	0	
320,300	E	CBUQ			X															2	2		0	0	CBUQ	BOM	0	
320,320	D	CBUQ												X						2	3		0	0	CBUQ	BOM	0	
320,340	E	CBUQ							X				X							3	2		0	50	CBUQ	BOM	0	
320,360	D	CBUQ							X				X							2	6		0	50	CBUQ	BOM	0	
320,380	E	CBUQ							X				X							4	3		0	90	CBUQ	BOM	0	
320,400	D	CBUQ							X				X							2	7		0	70	CBUQ	BOM	0	
320,420	E	CBUQ							X				X							4	4		0	100	CBUQ	BOM	0	
320,440	D	CBUQ			X	X			X											2	2		0	5	CBUQ	BOM	0	
320,460	E	CBUQ							X				X							5	4		0	90	CBUQ	BOM	0	
320,480	D	CBUQ							X				X							2	4		0	50	CBUQ	BOM	0	
320,500	E	CBUQ							X					X						3	2		0	50	CBUQ	BOM	0	
320,520	D	CBUQ			X	X	X							X						2	3		70	0	CBUQ	BOM	0	
320,540	E	CBUQ							X				X		X					3	3		0	100	CBUQ	BOM	0	
320,560	D	CBUQ							X				X		X	X				3	5		0	70	CBUQ	BOM	0	
320,580	E	CBUQ			X	X			X				X		X	X				3	3		0	50	CBUQ	BOM	0	
320,600	D	CBUQ							X							X				4	6		0	100	CBUQ	BOM	0	
320,620	E	CBUQ							X				X		X	X				6	6		0	90	CBUQ	BOM	0	
320,640	D	CBUQ							X				X		X	X				2	4		0	70	CBUQ	BOM	0	
320,660	E	CBUQ			X	X									X	X				3	2		0	0	CBUQ	BOM	0	
320,680	D	CBUQ							X						X	X				2	3		0	30	CBUQ	BOM	0	
320,700	E	CBUQ							X						X	X				4	4		0	30	CBUQ	BOM	0	
320,720	D	CBUQ							X							X				2	5		0	20	CBUQ	BOM	0	
320,740	E	CBUQ			X	X			X							X				1	1		0	10	CBUQ	BOM	0	
320,760	D	CBUQ			X				X							X				2	6		0	50	CBUQ	BOM	0	
320,780	E	CBUQ					X									X				2	2		10	0	CBUQ	BOM	0	
320,800	D	CBUQ			X	X										X				1	1		0	0	CBUQ	BOM	0	
320,820	E	CBUQ			X	X										X				1	1		0	0	CBUQ	BOM	0	
320,840	D	CBUQ							X				X			X				2	5		0	80	CBUQ	BOM	0	
320,860	E	CBUQ			X	X			X							X				1	1		0	10	CBUQ	BOM	0	
320,880	D	CBUQ							X				X			X				3	3		0	90	CBUQ	BOM	0	
320,900	E	CBUQ							X							X				3	1		0	30	CBUQ	BOM	0	
320,920	D	CBUQ							X				X			X				5	5		0	100	CBUQ	BOM	0	

INVENTÁRIO DO ESTADO DA SUPERFICIE DO PAVIMENTO																												DNIT-PRO 06			
RODOVIA: BR-116 (MG)														SEGMENTO: 0,000 ao 817,000														DATA: 03/2007			
TRECHO: Div. BA/MG - Div. MG/RJ														AVALIADOR: Gerson														PISTA: Simples		FOLHA:	
km	Faixa	Pista Tipo Rev.	OK	FC-1			FC-2		FC-3		AF	O	P	EX	D	R	ALC	ATC	DG	Flecha		% de Área			ACOSTAMENTO						
				FI	TTC	TLC	J	TB	JE	E										TRI	TRE	FC-1	FC-2	FC-3	Tipo	Estado	Deg cm	OBS.			
				(1)	(1)	(1)	(2)	(2)	(3)	(3)																			(4)	(5)	(5)
320,940	E	CBUQ							X						X					6	2		0	20	CBUQ	BOM	0				
320,960	D	CBUQ							X				X		X					3	3		0	100	CBUQ	BOM	0				
320,980	E	CBUQ					X								X					1	1		20	0	CBUQ	BOM	0				
321,000	D	CBUQ							X				X		X					2	5		0	90	CBUQ	BOM	0				
321,020	E	CBUQ			X	X	X													2	2		5	0	CBUQ	BOM	0				
321,040	D	CBUQ							X				X		X					3	5		0	100	CBUQ	BOM	0				
321,060	E	CBUQ			X	X			X				X		X					2	2		0	20	CBUQ	BOM	0				
321,080	D	CBUQ							X				X		X					3	5		0	100	CBUQ	BOM	0				
321,100	E	CBUQ			X	X	X													2	2		10	0	CBUQ	BOM	0				
321,120	D	CBUQ							X				X		X					3	4		0	100	CBUQ	BOM	0				
321,140	E	CBUQ			X	X			X											3	3		0	20	CBUQ	BOM	0				
321,160	D	CBUQ							X				X		X					2	5		0	40	CBUQ	BOM	0				
321,180	E	CBUQ			X	X			X				X		X					4	2		0	50	CBUQ	BOM	0				
321,200	D	CBUQ							X						X					3	6		0	80	CBUQ	BOM	0				
321,220	E	CBUQ			X	X			X						X					3	3		0	50	CBUQ	BOM	0				
321,240	D	CBUQ		X											X					2	2		0	0	CBUQ	BOM	0				
321,260	E	CBUQ							X				X		X					2	3		0	20	CBUQ	BOM	0				
321,280	D	CBUQ			X	X			X											2	5		0	25	CBUQ	BOM	0				
321,300	E	CBUQ			X	X			X						X					2	2		0	10	CBUQ	BOM	0				
321,320	D	CBUQ		X					X						X					5	2		0	10	CBUQ	BOM	0				
321,340	E	CBUQ							X				X		X					4	3		0	60	CBUQ	BOM	0				
321,360	D	CBUQ			X	X			X						X					2	4		0	40	CBUQ	BOM	0				
321,380	E	CBUQ							X				X		X					4	4		0	60	CBUQ	BOM	0				
321,400	D	CBUQ		X					X						X					3	5		0	20	CBUQ	BOM	0				
321,420	E	CBUQ							X						X					3	2		0	50	CBUQ	BOM	0				
321,440	D	CBUQ		X			X								X					2	2		10	0	CBUQ	BOM	0				
321,460	E	CBUQ		X					X						X					2	2		0	5	CBUQ	BOM	0				
321,480	D	CBUQ		X					X						X					2	2		0	20	CBUQ	BOM	0				
321,500	E	CBUQ							X				X		X					3	3		0	50	CBUQ	BOM	0				
321,520	D	CBUQ							X						X					2	2		0	10	CBUQ	BOM	0				
321,540	E	CBUQ							X				X		X					2	2		0	20	CBUQ	BOM	0				
321,560	D	CBUQ		X											X					1	1		0	0	CBUQ	BOM	0				
321,580	E	CBUQ		X											X					1	1		0	0	CBUQ	BOM	0				

INVENTÁRIO DO ESTADO DA SUPERFÍCIE DO PAVIMENTO																												DNIT-PRO 06			
RODOVIA: BR-116 (MG)												SEGMENTO: 0,000 ao 817,000												DATA: 03/2007							
TRECHO: Div. BA/MG - Div. MG/RJ												AVALIADOR: Gerson												PISTA: Simples				FOLHA:			
km	Faixa	Pista Tipo Rev.	OK	FC-1			FC-2		FC-3		AF	O	P	EX	D	R	ALC	ATC	DG	Flecha		% de Área			ACOSTAMENTO						
				FI	TTC	TLC	J	TB	JE	E										TRI	TRE	FC-1	FC-2	FC-3	Tipo	Estado	Deg	OBS.			
				(1)	(1)	(1)	(2)	(2)	(3)	(3)										(4)	(5)	(5)	(6)	(7)	(8)					cm	
321,600	D	CBUQ		X											X					1	1		0	0	CBUQ	BOM	0				
321,620	E	CBUQ							X				X		X					2	2		0	50	CBUQ	BOM	0				
321,640	D	CBUQ		X											X					1	1		0	0	CBUQ	BOM	0				
321,660	E	CBUQ							X				X		X					2	2		0	90	CBUQ	BOM	0				
321,680	D	CBUQ		X			X								X					1	1		0	0	CBUQ	BOM	0				
321,700	E	CBUQ							X				X		X					2	2		0	80	CBUQ	BOM	0				
321,720	D	CBUQ		X											X					1	1		0	0	CBUQ	BOM	0				
321,740	E	CBUQ							X				X		X					2	2		0	30	CBUQ	BOM	0				
321,760	D	CBUQ		X											X					1	1		10	0	CBUQ	BOM	0				
321,780	E	CBUQ							X				X		X					3	2		0	80	CBUQ	BOM	0				
321,800	D	CBUQ		X					X				X		X					3	3		0	50	CBUQ	BOM	0				
321,820	E	CBUQ							X						X					2	2		0	40	CBUQ	BOM	0				
321,840	D	CBUQ							X				X		X					1	4		0	80	CBUQ	BOM	0				
321,860	E	CBUQ							X				X		X					2	2		0	40	CBUQ	BOM	0				
321,880	D	CBUQ							X						X					2	5		0	80	CBUQ	BOM	0				
321,900	E	CBUQ													X					2	2		0	0	CBUQ	BOM	0				
321,920	D	CBUQ							X				X		X					3	3		0	80	CBUQ	BOM	0				
321,940	E	CBUQ							X				X		X					2	2		0	50	CBUQ	BOM	0				
321,960	D	CBUQ							X				X		X					2	5		0	50	CBUQ	BOM	0				
321,980	E	CBUQ							X				X		X					1	2		0	10	CBUQ	BOM	0				
322,000	D	CBUQ							X				X		X					3	4		0	90	CBUQ	BOM	0				
322,020	E	CBUQ													X					2	2		0	0	CBUQ	BOM	0				
322,040	D	CBUQ			X	X									X					2	2		0	0	CBUQ	BOM	0				
322,060	E	CBUQ							X						X	X				2	2		0	20	CBUQ	BOM	0				
322,080	D	CBUQ			X	X									X					2	4		0	0	CBUQ	BOM	0				
322,100	E	CBUQ			X				X						X	X				3	2		0	5	CBUQ	BOM	0				
322,120	D	CBUQ			X	X									X	X				2	2		0	0	CBUQ	BOM	0				
322,140	E	CBUQ							X						X	X				2	2		0	10	CBUQ	BOM	0				
322,160	D	CBUQ							X						X	X				2	1		0	20	CBUQ	BOM	0				
322,180	E	CBUQ					X								X	X				3	2		10	0	CBUQ	BOM	0				
322,200	D	CBUQ			X	X			X						X	X				2	2		0	10	CBUQ	BOM	0				
322,220	E	CBUQ							X							X				2	2		0	10	CBUQ	BOM	0				
322,240	D	CBUQ			X	X			X						X	X				3	1		0	20	CBUQ	BOM	0				

INVENTÁRIO DO ESTADO DA SUPERFÍCIE DO PAVIMENTO																												DNIT-PRO 06			
RODOVIA: BR-116 (MG)																	SEGMENTO: 0,000 ao 817,000											DATA: 03/2007			
TRECHO: Div. BA/MG - Div. MG/RJ																	AVALIADOR: Gerson											PISTA: Simples		FOLHA:	
km	Faixa	Pista Tipo Rev.	OK	FC-1			FC-2		FC-3		AF	O	P	EX	D	R	ALC	ATC	DG	Flecha		% de Área			ACOSTAMENTO						
				FI	TTC	TLC	J	TB	JE	E										TRI	TRE	FC-1	FC-2	FC-3	Tipo	Estado	Deg cm	OBS.			
				(1)	(1)	(1)	(2)	(2)	(3)	(3)																			(4)	(5)	(5)
322,260	E	CBUQ			X	X									X	X				2	2		0	0	CBUQ	BOM	0				
322,280	D	CBUQ							X							X				3	1		0	25	CBUQ	BOM	0				
322,300	E	CBUQ			X	X										X				2	2		0	0	CBUQ	BOM	0				
322,320	D	CBUQ							X						X	X				1	1		0	20	CBUQ	BOM	0				
322,340	E	CBUQ			X	X			X							X				2	2		0	5	CBUQ	BOM	0				
322,360	D	CBUQ							X						X	X				2	2		0	30	CBUQ	BOM	0				
322,380	E	CBUQ		X	X	X										X				1	1		0	0	CBUQ	BOM	0				
322,400	D	CBUQ			X	X			X											2	5		0	40	CBUQ	BOM	0				
322,420	E	CBUQ			X	X										X				2	2		0	0	CBUQ	BOM	0				
322,440	D	CBUQ			X	X			X							X				2	2		0	30	CBUQ	BOM	0				
322,460	E	CBUQ			X	X	X									X				2	2		10	0	CBUQ	BOM	0				
322,480	D	CBUQ			X	X	X									X				2	2		10	0	CBUQ	BOM	0				
322,500	E	CBUQ							X							X				4	2		0	20	CBUQ	BOM	0				
322,520	D	CBUQ							X							X				4	4		0	40	CBUQ	BOM	0				
322,540	E	CBUQ			X	X			X							X				2	2		0	10	CBUQ	BOM	0				
322,560	D	CBUQ							X							X				4	4		0	20	CBUQ	BOM	0				
322,580	E	CBUQ			X	X									X					2	2		0	0	CBUQ	BOM	0				
322,600	D	CBUQ							X						X	X				2	2		0	15	CBUQ	BOM	0				
322,620	E	CBUQ					X									X				3	2		15	0	CBUQ	BOM	0				
322,640	D	CBUQ			X	X	X								X	X				2	2		10	0	CBUQ	BOM	0				
322,660	E	CBUQ			X	X			X							X				2	2		0	10	CBUQ	BOM	0				
322,680	D	CBUQ					X								X					2	2		20	0	CBUQ	BOM	0				
322,700	E	CBUQ							X						X	X				3	2		0	20	CBUQ	BOM	0				
322,720	D	CBUQ													X					2	2		0	0	CBUQ	BOM	0				
322,740	E	CBUQ			X	X			X							X				5	2		0	10	CBUQ	BOM	0				
322,760	D	CBUQ			X	X	X													5	5		40	0	CBUQ	BOM	0				
322,780	E	CBUQ			X	X	X									X				4	2		15	0	CBUQ	BOM	0				
322,800	D	CBUQ			X	X			X							X				2	4		0	40	CBUQ	BOM	0				
322,820	E	CBUQ			X	X	X									X				4	2		10	0	CBUQ	BOM	0				
322,840	D	CBUQ							X							X				2	5		0	80	CBUQ	BOM	0				
322,860	E	CBUQ							X						X					3	2		0	30	CBUQ	BOM	0				
322,880	D	CBUQ			X	X			X							X				3	5		0	40	CBUQ	BOM	0				
322,900	E	CBUQ							X							X				3	2		0	20	CBUQ	BOM	0				

INVENTÁRIO DO ESTADO DA SUPERFÍCIE DO PAVIMENTO																									DNIT-PRO 06			
RODOVIA: BR-116 (MG)												SEGMENTO: 0,000 ao 817,000													DATA: 03/2007			
TRECHO: Div. BA/MG - Div. MG/RJ												AVALIADOR: Gerson										PISTA: Simples			FOLHA:			
km	Faixa	Pista Tipo Rev.	OK	FC-1			FC-2		FC-3		AF	O	P	EX	D	R	ALC	ATC	DG	Flecha		% de Área			ACOSTAMENTO			
				FI	TTC	TLC	J	TB	JE	E										TRI	TRE	FC-1	FC-2	FC-3	Tipo	Estado	Deg cm	OBS.
				(1)	(1)	(1)	(2)	(2)	(3)	(3)																		
322,920	D	CBUQ							X						X					3	6		0	40	CBUQ	BOM	0	
322,940	E	CBUQ							X						X					2	2		0	30	CBUQ	BOM	0	
322,960	D	CBUQ			X	X			X											2	7		0	20	CBUQ	BOM	0	
322,980	E	CBUQ							X				X		X					3	3		0	60	CBUQ	BOM	0	
323,000	D	CBUQ							X				X		X					3	4		0	60	CBUQ	BOM	0	
323,020	E	CBUQ							X				X		X					2	4		0	70	CBUQ	BOM	0	
323,040	D	CBUQ			X	X			X				X		X					2	2		0	5	CBUQ	BOM	0	
323,060	E	CBUQ			X	X			X				X			X				2	2		0	10	CBUQ	BOM	0	
323,080	D	CBUQ			X	X			X											2	2		0	70	CBUQ	BOM	0	
323,100	E	CBUQ			X	X			X				X							2	2		0	15	CBUQ	BOM	0	
323,120	D	CBUQ			X	X			X							X				2	4		0	10	CBUQ	BOM	0	
323,140	E	CBUQ			X	X			X				X							2	2		0	5	CBUQ	BOM	0	
323,160	D	CBUQ			X	X										X				2	3		0	0	CBUQ	BOM	0	
323,180	E	CBUQ							X				X							2	2		0	25	CBUQ	BOM	0	
323,200	D	CBUQ							X							X				2	3		0	10	CBUQ	BOM	0	
323,220	E	CBUQ			X	X			X				X							4	2		0	80	CBUQ	BOM	0	
323,240	D	CBUQ			X	X			X				X							4	6		0	50	CBUQ	BOM	0	
323,260	E	CBUQ			X	X			X				X							2	2		0	10	CBUQ	BOM	0	
323,280	D	CBUQ			X	X			X				X		X					2	4		0	10	CBUQ	BOM	0	
323,300	E	CBUQ			X	X	X								X					2	3		20	0	CBUQ	BOM	0	
323,320	D	CBUQ			X	X	X													2	2		5	0	CBUQ	BOM	0	
323,340	E	CBUQ			X	X														3	3		0	0	CBUQ	BOM	0	
323,360	D	CBUQ							X				X							4	4		0	40	CBUQ	BOM	0	
323,380	E	CBUQ			X	X									X					2	2		0	0	CBUQ	BOM	0	
323,400	D	CBUQ													X					2	2		0	0	CBUQ	BOM	0	
323,420	E	CBUQ													X					2	2		0	0	CBUQ	BOM	0	
323,440	D	CBUQ			X	X			X						X					2	3		0	20	CBUQ	BOM	0	
323,460	E	CBUQ													X					2	2		0	0	CBUQ	BOM	0	
323,480	D	CBUQ			X	X														2	3		0	0	CBUQ	BOM	0	
323,500	E	CBUQ		X											X					2	2		0	0	CBUQ	BOM	0	
323,520	D	CBUQ				X		X					X							2	2		0	0	CBUQ	BOM	0	
323,540	E	CBUQ					X													2	2		10	0	CBUQ	BOM	0	
323,560	D	CBUQ							X				X							2	4		0	25	CBUQ	BOM	0	

INVENTÁRIO DO ESTADO DA SUPERFÍCIE DO PAVIMENTO																												DNIT-PRO 06	
RODOVIA: BR-116 (MG)												SEGMENTO: 0,000 ao 817,000														DATA: 03/2007			
TRECHO: Div. BA/MG - Div. MG/RJ												AVALIADOR: Gerson										PISTA: Simples						FOLHA:	
km	Faixa	Pista Tipo Rev.	OK	FC-1			FC-2		FC-3		AF	O	P	EX	D	R	ALC	ATC	DG	Flecha		% de Área			ACOSTAMENTO				
				FI	TTC	TLC	J	TB	JE	E										TRI	TRE	FC-1	FC-2	FC-3	Tipo	Estado	Deg cm	OBS.	
				(1)	(1)	(1)	(2)	(2)	(3)	(3)										(4)	(5)	(5)	(6)	(7)	(8)				
323,580	E	CBUQ			X	X			X				X							3	5		0	15	CBUQ	BOM	0		
323,600	D	CBUQ			X	X			X				X							2	2		0	30	CBUQ	BOM	0		
323,620	E	CBUQ			X	X			X				X							2	2		0	30	CBUQ	BOM	0		
323,640	D	CBUQ			X	X							X							2	2		0	0	CBUQ	BOM	0		
323,660	E	CBUQ			X	X			X				X							2	2		0	30	CBUQ	BOM	0		
323,680	D	CBUQ			X	X			X											3	5		0	30	CBUQ	BOM	0		
323,700	E	CBUQ			X	X								X						2	2		0	0	CBUQ	BOM	0		
323,720	D	CBUQ			X	X			X				X							2	4		0	70	CBUQ	BOM	0		
323,740	E	CBUQ							X				X							2	2		0	20	CBUQ	BOM	0		
323,760	D	CBUQ							X				X							2	2		0	20	CBUQ	BOM	0		
323,780	E	CBUQ			X	X			X				X							2	2		0	10	CBUQ	BOM	0		
323,800	D	CBUQ			X	X			X				X							2	2		0	10	CBUQ	BOM	0		
323,820	E	CBUQ			X	X								X						2	2		0	0	CBUQ	BOM	0		
323,840	D	CBUQ							X					X	X					2	2		0	10	CBUQ	BOM	0		
323,860	E	CBUQ					X							X	X					2	2		5	0	CBUQ	BOM	0		
323,880	D	CBUQ			X	X			X					X	X					2	4		0	15	CBUQ	BOM	0		
323,900	E	CBUQ												X						2	2		0	0	CBUQ	BOM	0		
323,920	D	CBUQ			X	X	X								X					2	2		20	0	CBUQ	BOM	0		
323,940	E	CBUQ			X	X			X					X	X					2	2		0	10	CBUQ	BOM	0		
323,960	D	CBUQ			X	X								X						2	2		0	0	CBUQ	BOM	0		
323,980	E	CBUQ												X						2	2		0	0	CBUQ	BOM	0		
324,000	D	CBUQ			X	X									X					2	3		0	0	CBUQ	BOM	0		
324,020	E	CBUQ					X							X						2	2		10	0	CBUQ	BOM	0		
324,040	D	CBUQ							X						X					2	5		0	70	CBUQ	BOM	0		
324,060	E	CBUQ			X	X									X					2	2		0	0	CBUQ	BOM	0		
324,080	D	CBUQ							X				X		X	X				4	6		0	80	CBUQ	BOM	0		
324,100	E	CBUQ							X					X	X					2	2		0	20	CBUQ	BOM	0		
324,120	D	CBUQ			X	X							X							2	2		0	0	CBUQ	BOM	0		
324,140	E	CBUQ				X														2	2		0	0	CBUQ	BOM	0		
324,160	D	CBUQ												X	X					2	2		0	0	CBUQ	BOM	0		
324,180	E	CBUQ			X	X								X	X					2	3		0	0	CBUQ	BOM	0		
324,200	D	CBUQ			X	X			X					X						4	2		0	15	CBUQ	BOM	0		
324,220	E	CBUQ			X	X								X						2	2		0	0	CBUQ	BOM	0		

INVENTÁRIO DO ESTADO DA SUPERFÍCIE DO PAVIMENTO																												DNIT-PRO 06			
RODOVIA: BR-116 (MG)												SEGMENTO: 0,000 ao 817,000												DATA: 03/2007							
TRECHO: Div. BA/MG - Div. MG/RJ												AVALIADOR: Gerson												PISTA: Simples				FOLHA:			
km	Faixa	Pista Tipo Rev.	OK	FC-1			FC-2		FC-3		AF	O	P	EX	D	R	ALC	ATC	DG	Flecha		% de Área			ACOSTAMENTO						
				FI	TTC	TLC	J	TB	JE	E										TRI	TRE	FC-1	FC-2	FC-3	Tipo	Estado	Deg	OBS.			
				(1)	(1)	(1)	(2)	(2)	(3)	(3)										(4)	(5)	(5)	(6)	(7)	(8)					cm	
324,240	D	CBUQ			X	X			X						X					2	5		0	10	CBUQ	BOM	0				
324,260	E	CBUQ							X				X							2	3		0	10	CBUQ	BOM	0				
324,280	D	CBUQ			X	X			X						X					2	2		0	10	CBUQ	BOM	0				
324,300	E	CBUQ			X	X			X				X							2	2		0	10	CBUQ	BOM	0				
324,320	D	CBUQ			X	X	X								X					2	4		10	0	CBUQ	BOM	0				
324,340	E	CBUQ			X	X			X				X							2	2		0	10	CBUQ	BOM	0				
324,360	D	CBUQ			X	X			X						X					2	2		0	5	CBUQ	BOM	0				
324,380	E	CBUQ			X	X									X					2	2		0	0	CBUQ	BOM	0				
324,400	D	CBUQ			X	X			X						X					3	2		0	60	CBUQ	BOM	0				
324,420	E	CBUQ							X				X		X					4	2		0	20	CBUQ	BOM	0				
324,440	D	CBUQ							X						X					2	2		0	40	CBUQ	BOM	0				
324,460	E	CBUQ			X	X			X				X		X					2	2		0	5	CBUQ	BOM	0				
324,480	D	CBUQ			X	X			X						X					3	2		0	10	CBUQ	BOM	0				
324,500	E	CBUQ							X				X		X	X				4	2		0	70	CBUQ	BOM	0				
324,520	D	CBUQ							X						X	X				2	10		0	70	CBUQ	BOM	0				
324,540	E	CBUQ			X	X			X						X	X				2	2		0	10	CBUQ	BOM	0				
324,560	D	CBUQ					X		X						X	X				2	4		80	5	CBUQ	BOM	0				
324,580	E	CBUQ							X						X	X				2	2		0	10	CBUQ	BOM	0				
324,600	D	CBUQ							X						X	X				5	5		0	80	CBUQ	BOM	0				
324,620	E	CBUQ			X	X									X					3	2		0	0	CBUQ	BOM	0				
324,640	D	CBUQ							X				X		X	X				2	5		0	80	CBUQ	BOM	0				
324,660	E	CBUQ							X						X					2	2		0	5	CBUQ	BOM	0				
324,680	D	CBUQ							X				X			X				4	5		0	100	CBUQ	BOM	0				
324,700	E	CBUQ			X	X									X	X				2	2		0	0	CBUQ	BOM	0				
324,720	D	CBUQ			X	X			X						X	X				2	4		0	20	CBUQ	BOM	0				
324,740	E	CBUQ							X						X	X				4	3		0	50	CBUQ	BOM	0				
324,760	D	CBUQ							X						X	X				4	2		0	20	CBUQ	BOM	0				
324,780	E	CBUQ			X	X	X								X					2	2		10	0	CBUQ	BOM	0				
324,800	D	CBUQ			X	X	X								X					2	5		20	0	CBUQ	BOM	0				
324,820	E	CBUQ			X	X			X						X	X				2	2		0	10	CBUQ	BOM	0				
324,840	D	CBUQ			X	X									X					2	2		0	0	CBUQ	BOM	0				
324,860	E	CBUQ					X								X	X				2	2		20	0	CBUQ	BOM	0				
324,880	D	CBUQ							X						X	X				2	3		0	15	CBUQ	BOM	0				

INVENTÁRIO DO ESTADO DA SUPERFÍCIE DO PAVIMENTO																										DNIT-PRO 06		
RODOVIA: BR-116 (MG)												SEGMENTO: 0,000 ao 817,000												DATA: 03/2007				
TRECHO: Div. BA/MG - Div. MG/RJ												AVALIADOR: Gerson												PISTA: Simples		FOLHA:		
km	Faixa	Pista Tipo Rev.	OK	FC-1			FC-2		FC-3		AF	O	P	EX	D	R	ALC	ATC	DG	Flecha		% de Área			ACOSTAMENTO			
				FI	TTC	TLC	J	TB	JE	E										TRI	TRE	FC-1	FC-2	FC-3	Tipo	Estado	Deg cm	OBS.
				(1)	(1)	(1)	(2)	(2)	(3)	(3)										(4)	(5)	(5)	(6)	(7)				
324,900	E	CBUQ			X	X									X					2	2		0	0	CBUQ	BOM	0	
324,920	D	CBUQ			X	X			X						X					2	2		0	5	CBUQ	BOM	0	
324,940	E	CBUQ			X	X									X					2	2		0	0	CBUQ	BOM	0	
324,960	D	CBUQ							X						X					2	2		0	5	CBUQ	BOM	0	
324,980	E	CBUQ			X	X			X							X				2	2		0	30	CBUQ	BOM	0	
325,000	D	CBUQ							X						X	X				2	4		0	20	CBUQ	BOM	0	
325,020	E	CBUQ			X	X			X						X	X				2	2		0	10	CBUQ	BOM	0	
325,040	D	CBUQ							X						X	X				2	5		0	30	CBUQ	BOM	0	
325,060	E	CBUQ			X	X									X					2	2		0	0	CBUQ	BOM	0	
325,080	D	CBUQ							X						X	X				5	8		0	70	CBUQ	BOM	0	
325,100	E	CBUQ							X						X	X				3	3		0	70	CBUQ	BOM	0	
325,120	D	CBUQ			X	X			X						X	X				3	2		0	15	CBUQ	BOM	0	
325,140	E	CBUQ							X						X	X				4	2		0	40	CBUQ	BOM	0	
325,160	D	CBUQ			X	X			X						X					4	3		0	20	CBUQ	BOM	0	
325,180	E	CBUQ			X	X	X								X	X				2	2		5	0	CBUQ	BOM	0	
325,200	D	CBUQ							X						X	X				2	5		0	50	CBUQ	BOM	0	
325,220	E	CBUQ			X	X			X						X	X				2	2		0	20	CBUQ	BOM	0	
325,240	D	CBUQ			X	X			X						X	X				4	6		0	40	CBUQ	BOM	0	
325,260	E	CBUQ			X	X			X						X	X				3	3		0	20	CBUQ	BOM	0	
325,280	D	CBUQ			X	X			X						X	X				5	5		0	40	CBUQ	BOM	0	
325,300	E	CBUQ			X	X			X						X	X				2	2		0	40	CBUQ	BOM	0	
325,320	D	CBUQ							X						X	X				5	5		0	40	CBUQ	BOM	0	
325,340	E	CBUQ			X	X	X		X						X	X				4	2		40	10	CBUQ	BOM	0	
325,360	D	CBUQ			X	X			X						X	X				5	3		0	50	CBUQ	BOM	0	
325,380	E	CBUQ			X	X			X							X				3	2		0	40	CBUQ	BOM	0	
325,400	D	CBUQ			X	X			X							X				4	4		0	50	CBUQ	BOM	0	
325,420	E	CBUQ			X	X			X							X				3	4		0	30	CBUQ	BOM	0	
325,440	D	CBUQ			X	X										X				3	2		0	0	NÃO	TEM	ACOST	
325,460	E	CBUQ			X	X										X				4	4		0	0	NÃO	TEM	ACOST	
325,480	D	CBUQ			X	X							X			X				3	3		0	0	NÃO	TEM	ACOST	
325,500	E	CBUQ													X					2	2		0	0	NÃO	TEM	ACOST	
325,520	D	CBUQ			X	X									X	X				2	4		0	0	NÃO	TEM	ACOST	
325,540	E	CBUQ			X	X									X	X				2	2		0	0	NÃO	TEM	ACOST	

INVENTÁRIO DO ESTADO DA SUPERFÍCIE DO PAVIMENTO																												DNIT-PRO 06				
RODOVIA: BR-116 (MG)										SEGMENTO: 0,000 ao 817,000															DATA: 03/2007							
TRECHO: Div. BA/MG - Div. MG/RJ										AVALIADOR: Gerson										PISTA: Simples								FOLHA:				
km	Faixa	Pista Tipo Rev.	OK	FC-1			FC-2		FC-3		AF	O	P	EX	D	R	ALC	ATC	DG	Flecha		% de Área			ACOSTAMENTO							
				FI	TTC	TLC	J	TB	JE	E										TRI	TRE	FC-1	FC-2	FC-3	Tipo	Estado	Deg cm	OBS.				
				(1)	(1)	(1)	(2)	(2)	(3)	(3)										(4)	(5)	(5)	(6)	(7)	(8)							
325,560	D	CBUQ			X	X			X						X					2	5		0	15	NÃO	TEM	ACOST					
325,580	E	CBUQ							X						X	X				2	2		0	10	NÃO	TEM	ACOST					
325,600	D	CBUQ							X						X					2	3		0	10	NÃO	TEM	ACOST					
325,620	E	CBUQ			X	X									X	X				2	2		0	0	NÃO	TEM	ACOST					
325,640	D	CBUQ			X	X			X				X		X	X				2	5		0	20	NÃO	TEM	ACOST					
325,660	E	CBUQ			X	X	X								X	X				2	4		20	0	NÃO	TEM	ACOST					
325,680	D	CBUQ			X	X									X					2	2		0	0	NÃO	TEM	ACOST					
325,700	E	CBUQ			X	X			X						X					2	2		0	0	NÃO	TEM	ACOST					
325,720	D	CBUQ													X	X				2	2		0	10	NÃO	TEM	ACOST					
325,740	E	CBUQ			X	X										X				2	2		0	0	NÃO	TEM	ACOST					
325,760	D	CBUQ													X					2	2		0	0	NÃO	TEM	ACOST					
325,780	E	CBUQ					X													2	2		10	0	NÃO	TEM	ACOST					
325,800	D	CBUQ							X				X		X					3	5		0	80	NÃO	TEM	ACOST					
325,820	E	CBUQ					X													2	2		5	0	NÃO	TEM	ACOST					
325,840	D	CBUQ							X							X				5	6		0	90	NÃO	TEM	ACOST					
325,860	E	CBUQ					X									X				3	2		15	0	NÃO	TEM	ACOST					
325,880	D	CBUQ							X							X				5	7		0	80	NÃO	TEM	ACOST					
325,900	E	CBUQ		X											X					2	2		0	0	NÃO	TEM	ACOST					
325,920	D	CBUQ							X							X				2	4		0	50	NÃO	TEM	ACOST					
325,940	E	CBUQ							X							X				5	4		0	50	CBUQ	BOM	0					
325,960	D	CBUQ		X	X											X				2	4		0	0	CBUQ	BOM	0					
325,980	E	CBUQ							X							X				4	4		0	40	CBUQ	BOM	0					
326,000	D	CBUQ							X							X				5	4		0	100	CBUQ	BOM	0					
326,020	E	CBUQ							X							X				5	4		0	100	CBUQ	BOM	0					
326,040	D	CBUQ			X	X			X							X				3	5		0	50	CBUQ	BOM	0					
326,060	E	CBUQ							X							X				5	4		0	50	CBUQ	BOM	0					
326,080	D	CBUQ							X							X				4	4		0	50	CBUQ	BOM	0					
326,100	E	CBUQ							X						X	X				3	3		0	20	CBUQ	BOM	0					
326,120	D	CBUQ		X					X						X					2	2		0	5	CBUQ	BOM	0					
326,140	E	CBUQ							X						X	X				2	2		0	2	CBUQ	BOM	0					
326,160	D	CBUQ					X								X					2	2		3	0	CBUQ	BOM	0					
326,180	E	CBUQ													X					2	2		0	0	CBUQ	BOM	0					
326,200	D	CBUQ					X								X					2	2		3	0	CBUQ	BOM	0					

INVENTÁRIO DO ESTADO DA SUPERFÍCIE DO PAVIMENTO																										DNIT-PRO 06		
RODOVIA: BR-116 (MG)												SEGMENTO: 0,000 ao 817,000												DATA: 03/2007				
TRECHO: Div. BA/MG - Div. MG/RJ												AVALIADOR: Gerson												PISTA: Simples		FOLHA:		
km	Faixa	Pista Tipo Rev.	OK	FC-1			FC-2		FC-3		AF	O	P	EX	D	R	ALC	ATC	DG	Flecha		% de Área			ACOSTAMENTO			
				FI	TTC	TLC	J	TB	JE	E										TRI	TRE	FC-1	FC-2	FC-3	Tipo	Estado	Deg cm	OBS.
				(1)	(1)	(1)	(2)	(2)	(3)	(3)																		
326,220	E	CBUQ							X						X	X				4	4		0	20	CBUQ	BOM	0	
326,240	D	CBUQ			X	X			X						X	X				2	2		0	5	CBUQ	BOM	0	
326,260	E	CBUQ			X	X			X						X	X				2	2		0	5	CBUQ	BOM	0	
326,280	D	CBUQ			X	X	X								X	X				2	4		30	0	CBUQ	BOM	0	
326,300	E	CBUQ				X	X								X					2	2		3	0	CBUQ	BOM	0	
326,320	D	CBUQ							X						X					2	2		0	10	CBUQ	BOM	0	
326,340	E	CBUQ			X	X			X						X	X				2	2		0	5	CBUQ	BOM	0	
326,360	D	CBUQ			X	X	X								X	X				3	5		40	0	CBUQ	BOM	0	
326,380	E	CBUQ			X	X									X	X				2	2		0	0	CBUQ	BOM	0	
326,400	D	CBUQ					X								X					2	2		30	0	CBUQ	BOM	0	
326,420	E	CBUQ		X	X	X									X	X				2	2		0	0	CBUQ	BOM	0	
326,440	D	CBUQ													X					2	3		0	0	CBUQ	BOM	0	
326,460	E	CBUQ			X	X	X									X				3	2		5	0	CBUQ	BOM	0	
326,480	D	CBUQ			X	X			X							X				3	2		0	5	CBUQ	BOM	0	
326,500	E	CBUQ		X											X					2	2		0	0	CBUQ	BOM	0	
326,520	D	CBUQ			X	X									X					2	2		0	0	CBUQ	BOM	0	
326,540	E	CBUQ			X	X			X						X	X				3	3		0	10	CBUQ	BOM	0	
326,560	D	CBUQ													X					2	2		0	0	CBUQ	BOM	0	
326,580	E	CBUQ													X					2	2		0	0	CBUQ	BOM	0	
326,600	D	CBUQ		X											X					2	2		0	0	CBUQ	BOM	0	
326,620	E	CBUQ				X	X													2	2		3	0	CBUQ	BOM	0	
326,640	D	CBUQ			X	X									X					2	2		0	0	CBUQ	BOM	0	
326,660	E	CBUQ													X					2	2		0	0	CBUQ	BOM	0	
326,680	D	CBUQ		X			X								X					2	2		2	0	CBUQ	BOM	0	
326,700	E	CBUQ													X					2	2		0	0	CBUQ	BOM	0	
326,720	D	CBUQ													X					2	2		0	0	CBUQ	BOM	0	
326,740	E	CBUQ													X					2	2		0	0	CBUQ	BOM	0	
326,760	D	CBUQ													X					2	2		0	0	CBUQ	BOM	0	
326,780	E	CBUQ			X	X			X							X				3	2		0	10	CBUQ	BOM	0	
326,800	D	CBUQ													X					2	2		0	0	CBUQ	BOM	0	
326,820	E	CBUQ			X	X	X									X				2	2		20	0	CBUQ	BOM	0	
326,840	D	CBUQ			X	X			X						X					2	2		0	3	CBUQ	BOM	0	
326,860	E	CBUQ													X					2	2		0	0	CBUQ	BOM	0	

INVENTÁRIO DO ESTADO DA SUPERFÍCIE DO PAVIMENTO																												DNIT-PRO 06	
RODOVIA: BR-116 (MG)												SEGMENTO: 0,000 ao 817,000														DATA: 03/2007			
TRECHO: Div. BA/MG - Div. MG/RJ												AVALIADOR: Gerson										PISTA: Simples						FOLHA:	
km	Faixa	Pista Tipo Rev.	OK	FC-1			FC-2		FC-3		AF	O	P	EX	D	R	ALC	ATC	DG	Flecha		% de Área			ACOSTAMENTO				
				FI	TTC	TLC	J	TB	JE	E										TRI	TRE	FC-1	FC-2	FC-3	Tipo	Estado	Deg cm	OBS.	
				(1)	(1)	(1)	(2)	(2)	(3)	(3)										(4)	(5)	(5)	(6)	(7)					(8)
326,880	D	CBUQ												X	X					2	2		0	0	CBUQ	BOM	0		
326,900	E	CBUQ			X	X	X								X					3	3		4	0	CBUQ	BOM	0		
326,920	D	CBUQ							X				X	X						3	3		0	15	CBUQ	BOM	0		
326,940	E	CBUQ				X								X						2	2		0	0	CBUQ	BOM	0		
326,960	D	CBUQ							X											2	2		0	5	CBUQ	BOM	0		
326,980	E	CBUQ			X	X			X						X					2	2		0	0	CBUQ	BOM	0		
327,000	D	CBUQ			X	X			X						X					2	2		0	10	CBUQ	BOM	0		
327,020	E	CBUQ			X	X			X						X					3	3		0	10	CBUQ	BOM	0		
327,040	D	CBUQ			X	X			X						X					4	6		0	40	CBUQ	BOM	0		
327,060	E	CBUQ			X	X			X						X					4	3		0	5	CBUQ	BOM	0		
327,080	D	CBUQ			X	X			X					X						2	5		0	10	CBUQ	BOM	0		
327,100	E	CBUQ				X			X						X					4	2		0	3	CBUQ	BOM	0		
327,120	D	CBUQ			X	X			X						X					2	3		0	15	CBUQ	BOM	0		
327,140	E	CBUQ			X	X								X						3	2		0	10	CBUQ	BOM	0		
327,160	D	CBUQ							X						X					2	5		0	20	CBUQ	BOM	0		
327,180	E	CBUQ			X	X			X				X							4	4		0	5	NÃO	TEM	ACOST		
327,200	D	CBUQ			X	X	X													2	5		10	0	NÃO	TEM	ACOST		
327,220	E	CBUQ			X	X			X				X		X					2	2		0	3	NÃO	TEM	ACOST		
327,240	D	CBUQ			X	X			X						X					2	3		0	3	NÃO	TEM	ACOST		
327,260	E	CBUQ		X	X	X									X					2	2		0	0	NÃO	TEM	ACOST		
327,280	D	CBUQ							X						X					2	4		0	10	NÃO	TEM	ACOST		
327,300	E	CBUQ													X					2	2		0	0	NÃO	TEM	ACOST		
327,320	D	CBUQ													X					2	2		0	0	NÃO	TEM	ACOST		
327,340	E	CBUQ				X									X					2	2		0	0	NÃO	TEM	ACOST		
327,360	D	CBUQ													X					2	2		0	0	NÃO	TEM	ACOST		
327,380	E	CBUQ													X					2	2		0	0	NÃO	TEM	ACOST		
327,400	D	CBUQ													X					2	2		0	0	NÃO	TEM	ACOST		
327,420	E	CBUQ													X					2	2		0	0	NÃO	TEM	ACOST		
327,440	D	CBUQ					X								X					2	2		2	0	NÃO	TEM	ACOST		
327,460	E	CBUQ													X					3	3		0	0	NÃO	TEM	ACOST		
327,480	D	CBUQ			X	X			X				X							3	2		0	20	NÃO	TEM	ACOST		
327,500	E	CBUQ							X				X			X				2	5		0	20	NÃO	TEM	ACOST		
327,520	D	CBUQ			X	X														2	2		0	0	NÃO	TEM	ACOST		

INVENTÁRIO DO ESTADO DA SUPERFICIE DO PAVIMENTO																											DNIT-PRO 06			
RODOVIA: BR-116 (MG)																	SEGMENTO: 0,000 ao 817,000										DATA: 03/2007			
TRECHO: Div. BA/MG - Div. MG/RJ																	AVALIADOR: Gerson										PISTA: Simples		FOLHA:	
km	Faixa	Pista Tipo Rev.	OK	FC-1			FC-2		FC-3		AF	O	P	EX	D	R	ALC	ATC	DG	Flecha		% de Área			ACOSTAMENTO					
				FI	TTC	TLC	J	TB	JE	E										TRI	TRE	FC-1	FC-2	FC-3	Tipo	Estado	Deg cm	OBS.		
				(1)	(1)	(1)	(2)	(2)	(3)	(3)																			(4)	(5)
327,540	E	CBUQ			X	X			X				X		X					2	2		0	10	NÃO	TEM	ACOST			
327,560	D	CBUQ			X	X			X					X	X					3	2		0	10	NÃO	TEM	ACOST			
327,580	E	CBUQ					X								X					2	4		20	0	NÃO	TEM	ACOST			
327,600	D	CBUQ					X													2	2		5	0	NÃO	TEM	ACOST			
327,620	E	CBUQ			X	X								X						2	2		0	0	NÃO	TEM	ACOST			
327,640	D	CBUQ												X						2	2		0	0	NÃO	TEM	ACOST			
327,660	E	CBUQ												X						2	2		0	0	NÃO	TEM	ACOST			
327,680	D	CBUQ							X				X							2	3		0	10	NÃO	TEM	ACOST			
327,700	E	CBUQ												X						3	2		0	0	NÃO	TEM	ACOST			
327,720	D	CBUQ												X						3	2		0	0	NÃO	TEM	ACOST			
327,740	E	CBUQ												X						2	2		0	0	NÃO	TEM	ACOST			
327,760	D	CBUQ			X	X								X						2	2		0	0	NÃO	TEM	ACOST			
327,780	E	CBUQ			X	X								X						2	2		0	0	NÃO	TEM	ACOST			
327,800	D	CBUQ				X								X						2	2		0	0	NÃO	TEM	ACOST			
327,820	E	CBUQ		X										X						2	2		0	0	NÃO	TEM	ACOST			
327,840	D	CBUQ												X						2	2		0	0	NÃO	TEM	ACOST			
327,860	E	CBUQ												X						2	2		0	0	NÃO	TEM	ACOST			
327,880	D	CBUQ			X	X			X				X		X					2	5		0	40	NÃO	TEM	ACOST			
327,900	E	CBUQ			X	X							X		X					2	2		0	0	NÃO	TEM	ACOST			
327,920	D	CBUQ					X							X	X					2	4		10	0	NÃO	TEM	ACOST			
327,940	E	CBUQ					X							X	X					2	3		20	0	NÃO	TEM	ACOST			
327,960	D	CBUQ					X							X						2	2		2	0	NÃO	TEM	ACOST			
327,980	E	CBUQ			X	X								X						2	2		0	0	NÃO	TEM	ACOST			
328,000	D	CBUQ			X	X								X						2	2		0	0	NÃO	TEM	ACOST			
328,020	E	CBUQ			X	X								X						2	2		0	0	NÃO	TEM	ACOST			
328,040	D	CBUQ		X										X						2	2		0	0	NÃO	TEM	ACOST			
328,060	E	CBUQ			X	X								X						2	2		0	0	NÃO	TEM	ACOST			
328,080	D	CBUQ					X							X						2	2		10	0	NÃO	TEM	ACOST			
328,100	E	CBUQ												X						2	2		0	0	NÃO	TEM	ACOST			
328,120	D	CBUQ					X													2	4		20	0	NÃO	TEM	ACOST			
328,140	E	CBUQ												X						2	2		0	0	NÃO	TEM	ACOST			
328,160	D	CBUQ			X	X			X											5	4		0	80	NÃO	TEM	ACOST			
328,180	E	CBUQ												X						2	2		0	0	NÃO	TEM	ACOST			

INVENTÁRIO DO ESTADO DA SUPERFICIE DO PAVIMENTO																											DNIT-PRO 06	
RODOVIA: BR-116 (MG)												SEGMENTO: 0,000 ao 817,000													DATA: 03/2007			
TRECHO: Div. BA/MG - Div. MG/RJ												AVALIADOR: Gerson										PISTA: Simples					FOLHA:	
km	Faixa	Pista Tipo Rev.	OK	FC-1			FC-2		FC-3		AF	O	P	EX	D	R	ALC	ATC	DG	Flecha		% de Área			ACOSTAMENTO			
				FI	TTC	TLC	J	TB	JE	E										TRI	TRE	FC-1	FC-2	FC-3	Tipo	Estado	Deg	OBS.
				(1)	(1)	(1)	(2)	(2)	(3)	(3)										(4)	(5)	(5)	(6)	(7)	(8)			
328,200	D	CBUQ							X											2	4		0	20	NÃO	TEM	ACOST	
328,220	E	CBUQ												X						2	2		0	0	NÃO	TEM	ACOST	
328,240	D	CBUQ							X					X						2	4		0	20	CBUQ	BOM	0	
328,260	E	CBUQ		X										X						2	2		0	0	CBUQ	BOM	0	
328,280	D	CBUQ		X					X											2	2		0	10	CBUQ	BOM	0	
328,300	E	CBUQ			X	X								X						2	2		0	0	CBUQ	BOM	0	
328,320	D	CBUQ							X					X						4	2		0	10	CBUQ	BOM	0	
328,340	E	CBUQ			X	X														2	2		0	0	CBUQ	BOM	0	
328,360	D	CBUQ							X											4	6		0	90	CBUQ	BOM	0	
328,380	E	CBUQ			X	X									X					4	2		0	0	CBUQ	BOM	0	
328,400	D	CBUQ							X						X					5	6		0	90	CBUQ	BOM	0	
328,420	E	CBUQ			X	X														2	2		0	0	CBUQ	BOM	0	
328,440	D	CBUQ							X						X					3	2		0	10	CBUQ	BOM	0	
328,460	E	CBUQ			X	X									X					2	4		0	0	CBUQ	BOM	0	
328,480	D	CBUQ							X						X					4	2		0	15	CBUQ	BOM	0	
328,500	E	CBUQ			X	X								X						2	2		0	0	CBUQ	BOM	0	
328,520	D	CBUQ							X						X					4	2		0	50	CBUQ	BOM	0	
328,540	E	CBUQ			X	X									X					2	4		0	0	CBUQ	BOM	0	
328,560	D	CBUQ							X					X	X					4	2		0	10	CBUQ	BOM	0	
328,580	E	CBUQ			X	X								X						2	2		0	0	CBUQ	BOM	0	
328,600	D	CBUQ							X						X					4	5		0	70	CBUQ	BOM	0	
328,620	E	CBUQ			X	X									X					2	2		0	0	CBUQ	BOM	0	
328,640	D	CBUQ							X						X					2	2		0	20	CBUQ	BOM	0	
328,660	E	CBUQ												X						2	2		0	0	CBUQ	BOM	0	
328,680	D	CBUQ			X	X									X					2	2		0	0	CBUQ	BOM	0	
328,700	E	CBUQ												X						2	2		0	0	CBUQ	BOM	0	
328,720	D	CBUQ			X	X			X						X					4	6		0	80	CBUQ	BOM	0	
328,740	E	CBUQ			X	X														2	2		0	0	CBUQ	BOM	0	
328,760	D	CBUQ			X	X			X						X					2	4		0	20	CBUQ	BOM	0	
328,780	E	CBUQ			X	X									X					3	2		0	0	CBUQ	BOM	0	
328,800	D	CBUQ			X	X	X													2	2		20	0	CBUQ	BOM	0	
328,820	E	CBUQ			X	X									X					2	2		0	0	CBUQ	BOM	0	
328,840	D	CBUQ							X						X					3	3		0	50	CBUQ	BOM	0	

INVENTÁRIO DO ESTADO DA SUPERFÍCIE DO PAVIMENTO																												DNIT-PRO 06							
RODOVIA: BR-116 (MG)																	SEGMENTO: 0,000 ao 817,000											DATA: 03/2007							
TRECHO: Div. BA/MG - Div. MG/RJ																	AVALIADOR: Gerson											PISTA: Simples				FOLHA:			
km	Faixa	Pista Tipo Rev.	OK	FC-1			FC-2		FC-3		AF	O	P	EX	D	R	ALC	ATC	DG	Flecha		% de Área			ACOSTAMENTO										
				FI	TTC	TLC	J	TB	JE	E										TRI	TRE	FC-1	FC-2	FC-3	Tipo	Estado	Deg cm	OBS.							
				(1)	(1)	(1)	(2)	(2)	(3)	(3)																			(4)	(5)	(5)	(6)	(7)	(8)	
328,860	E	CBUQ			X	X										X				2	2		0	0	CBUQ	BOM	0								
328,880	D	CBUQ			X	X			X											4	5		0	50	CBUQ	BOM	0								
328,900	E	CBUQ			X	X										X				2	3		0	0	NÃO	TEM	ACOST								
328,920	D	CBUQ							X							X				5	6		0	30	NÃO	TEM	ACOST								
328,940	E	CBUQ													X					2	2		0	0	NÃO	TEM	ACOST								
328,960	D	CBUQ			X	X	X									X				3	4		30	0	NÃO	TEM	ACOST								
328,980	E	CBUQ					X								X					2	2		0	0	NÃO	TEM	ACOST								
329,000	D	CBUQ														X				2	4		30	0	NÃO	TEM	ACOST								
329,020	E	CBUQ			X	X	X								X					2	2		0	0	NÃO	TEM	ACOST								
329,040	D	CBUQ				X														2	4		20	0	NÃO	TEM	ACOST								
329,060	E	CBUQ							X						X					2	2		0	0	NÃO	TEM	ACOST								
329,080	D	CBUQ				X										X				2	4		0	50	NÃO	TEM	ACOST								
329,100	E	CBUQ					X									X				2	2		0	0	NÃO	TEM	ACOST								
329,120	D	CBUQ				X									X					2	2		3	0	NÃO	TEM	ACOST								
329,140	E	CBUQ							X						X					2	2		0	0	NÃO	TEM	ACOST								
329,160	D	CBUQ											X							2	4		0	60	NÃO	TEM	ACOST								
329,180	E	CBUQ													X					2	2		0	0	NÃO	TEM	ACOST								
329,200	D	CBUQ					X								X					2	3		10	0	NÃO	TEM	ACOST								
329,220	E	CBUQ			X	X							X		X					2	3		0	0	NÃO	TEM	ACOST								
329,240	D	CBUQ			X	X									X					2	4		0	0	NÃO	TEM	ACOST								
329,260	E	CBUQ													X					2	2		0	0	NÃO	TEM	ACOST								
329,280	D	CBUQ					X								X					2	2		10	0	NÃO	TEM	ACOST								
329,300	E	CBUQ													X					2	2		0	0	NÃO	TEM	ACOST								
329,320	D	CBUQ							X											2	4		0	20	NÃO	TEM	ACOST								
329,340	E	CBUQ													X					2	2		0	0	NÃO	TEM	ACOST								
329,360	D	CBUQ			X		X								X					2	2		5	0	NÃO	TEM	ACOST								
329,380	E	CBUQ													X					2	2		0	0	NÃO	TEM	ACOST								
329,400	D	CBUQ			X	X									X					2	2		0	0	NÃO	TEM	ACOST								
329,420	E	CBUQ													X					2	2		0	0	NÃO	TEM	ACOST								
329,440	D	CBUQ													X					2	2		0	0	NÃO	TEM	ACOST								
329,460	E	CBUQ													X					2	2		0	0	NÃO	TEM	ACOST								
329,480	D	CBUQ													X					2	2		0	0	NÃO	TEM	ACOST								
329,500	E	CBUQ													X					2	2		0	0	NÃO	TEM	ACOST								

INVENTÁRIO DO ESTADO DA SUPERFÍCIE DO PAVIMENTO																												DNIT-PRO 06			
RODOVIA: BR-116 (MG)																	SEGMENTO: 0,000 ao 817,000											DATA: 03/2007			
TRECHO: Div. BA/MG - Div. MG/RJ																	AVALIADOR: Gerson											PISTA: Simples		FOLHA:	
km	Faixa	Pista Tipo Rev.	OK	FC-1			FC-2		FC-3		AF	O	P	EX	D	R	ALC	ATC	DG	Flecha		% de Área			ACOSTAMENTO						
				FI	TTC	TLC	J	TB	JE	E										TRI	TRE	FC-1	FC-2	FC-3	Tipo	Estado	Deg cm	OBS.			
				(1)	(1)	(1)	(2)	(2)	(3)	(3)										(4)	(5)	(5)	(6)	(7)					(8)		
329,520	D	CBUQ			X	X			X						X					2	5		0	30	CBUQ	BOM	0				
329,540	E	CBUQ		X										X						2	2		0	0	CBUQ	BOM	0				
329,560	D	CBUQ			X	X	X													2	4		20	0	CBUQ	BOM	0				
329,580	E	CBUQ		X										X	X					2	2		0	0	CBUQ	BOM	0				
329,600	D	CBUQ					X								X					2	3		10	0	CBUQ	BOM	0				
329,620	E	CBUQ							X						X					2	5		0	20	CBUQ	BOM	0				
329,640	D	CBUQ							X						X					2	5		0	20	CBUQ	BOM	0				
329,660	E	CBUQ												X						2	3		0	0	CBUQ	BOM	0				
329,680	D	CBUQ			X	X			X						X					3	5		0	20	CBUQ	BOM	0				
329,700	E	CBUQ					X													3	3		20	0	CBUQ	BOM	0				
329,720	D	CBUQ					X								X					3	4		90	0	CBUQ	BOM	0				
329,740	E	CBUQ												X						2	2		0	0	CBUQ	BOM	0				
329,760	D	CBUQ			X	X	X								X					2	2		50	0	CBUQ	BOM	0				
329,780	E	CBUQ			X	X														2	2		0	0	CBUQ	BOM	0				
329,800	D	CBUQ					X							X	X					2	5		30	0	CBUQ	BOM	0				
329,820	E	CBUQ			X	X									X					2	3		0	0	CBUQ	BOM	0				
329,840	D	CBUQ					X								X					2	4		30	0	CBUQ	BOM	0				
329,860	E	CBUQ			X	X									X					2	2		0	0	CBUQ	BOM	0				
329,880	D	CBUQ					X								X					2	3		30	0	CBUQ	BOM	0				
329,900	E	CBUQ					X								X					2	2		80	0	CBUQ	BOM	0				
329,920	D	CBUQ					X													3	4		100	0	CBUQ	BOM	0				
329,940	E	CBUQ					X								X					3	3		100	0	CBUQ	BOM	0				
329,960	D	CBUQ					X								X					3	3		90	0	CBUQ	BOM	0				
329,980	E	CBUQ							X						X					4	10		0	80	CBUQ	BOM	0				
330,000	D	CBUQ							X						X					3	4		0	100	CBUQ	BOM	0				
330,020	E	CBUQ							X						X					3	5		0	100	CBUQ	BOM	0				
330,040	D	CBUQ							X						X					2	2		0	20	CBUQ	BOM	0				
330,060	E	CBUQ							X						X					4	4		0	30	CBUQ	BOM	0				
330,080	D	CBUQ							X						X					8	8		0	80	CBUQ	BOM	0				
330,100	E	CBUQ							X						X					5	5		0	50	CBUQ	BOM	0				
330,120	D	CBUQ							X						X					5	7		0	100	CBUQ	BOM	0				
330,140	E	CBUQ							X						X					7	5		0	100	CBUQ	BOM	0				
330,160	D	CBUQ							X						X					5	8		0	100	CBUQ	BOM	0				

INVENTÁRIO DO ESTADO DA SUPERFICIE DO PAVIMENTO																									DNIT-PRO 06			
RODOVIA: BR-116 (MG)												SEGMENTO: 0,000 ao 817,000													DATA: 03/2007			
TRECHO: Div. BA/MG - Div. MG/RJ												AVALIADOR: Gerson													PISTA: Simples		FOLHA:	
km	Faixa	Pista Tipo Rev.	OK	FC-1			FC-2		FC-3		AF	O	P	EX	D	R	ALC	ATC	DG	Flecha		% de Área			ACOSTAMENTO			
				FI	TTC	TLC	J	TB	JE	E										TRI	TRE	FC-1	FC-2	FC-3	Tipo	Estado	Deg	OBS.
				(1)	(1)	(1)	(2)	(2)	(3)	(3)										(4)	(5)	(5)	(6)	(7)	(8)	(4)	(5)	
330,180	E	CBUQ							X				X			X				5	10		0	50	CBUQ	BOM	0	
330,200	D	CBUQ			X	X	X													3	4		20	0	CBUQ	BOM	0	
330,220	E	CBUQ							X							X				5	3		0	80	CBUQ	BOM	0	
330,240	D	CBUQ			X	X			X							X				8	4		0	20	CBUQ	BOM	0	
330,260	E	CBUQ							X				X			X				3	3		0	10	CBUQ	BOM	0	
330,280	D	CBUQ			X	X	X									X				4	2		20	0	CBUQ	BOM	0	
330,300	E	CBUQ							X				X			X				3	3		0	50	CBUQ	BOM	0	
330,320	D	CBUQ			X	X	X									X				2	4		0	30	CBUQ	BOM	0	
330,340	E	CBUQ			X	X										X				2	2		0	0	CBUQ	BOM	0	
330,360	D	CBUQ					X													2	4		50	0	CBUQ	BOM	0	
330,380	E	CBUQ													X					2	2		0	0	CBUQ	BOM	0	
330,400	D	CBUQ					X									X				2	2		40	0	CBUQ	BOM	0	
330,420	E	CBUQ			X	X										X				2	2		0	0	CBUQ	BOM	0	
330,440	D	CBUQ			X	X	X													2	2		20	0	CBUQ	BOM	0	
330,460	E	CBUQ			X	X										X				2	2		0	0	CBUQ	BOM	0	
330,480	D	CBUQ													X					2	2		0	0	CBUQ	BOM	0	
330,500	E	CBUQ			X										X					2	2		0	0	CBUQ	BOM	0	
330,520	D	CBUQ					X								X	X				2	2		10	0	CBUQ	BOM	0	
330,540	E	CBUQ		X											X					2	2		0	0	CBUQ	BOM	0	
330,560	D	CBUQ					X									X				4	2		30	0	CBUQ	BOM	0	
330,580	E	CBUQ													X					2	2		0	0	CBUQ	BOM	0	
330,600	D	CBUQ							X							X				4	2		0	10	CBUQ	BOM	0	
330,620	E	CBUQ							X						X					2	2		0	3	CBUQ	BOM	0	
330,640	D	CBUQ							X						X	X				2	4		0	20	CBUQ	BOM	0	
330,660	E	CBUQ		X											X					2	2		0	0	CBUQ	BOM	0	
330,680	D	CBUQ							X							X				2	4		0	10	CBUQ	BOM	0	
330,700	E	CBUQ													X					2	2		0	0	CBUQ	BOM	0	
330,720	D	CBUQ					X						X		X	X				3	4		30	0	CBUQ	BOM	0	
330,740	E	CBUQ													X					2	2		0	0	CBUQ	BOM	0	
330,760	D	CBUQ			X	X							X			X				2	2		0	0	CBUQ	BOM	0	
330,780	E	CBUQ													X					2	2		10	0	CBUQ	BOM	0	
330,800	D	CBUQ					X								X					2	2		5	0	CBUQ	BOM	0	
330,820	E	CBUQ							X							X				3	4		0	20	CBUQ	BOM	0	

INVENTÁRIO DO ESTADO DA SUPERFICIE DO PAVIMENTO																									DNIT-PRO 06									
RODOVIA: BR-116 (MG)															SEGMENTO: 0,000 ao 817,000										DATA: 03/2007									
TRECHO: Div. BA/MG - Div. MG/RJ															AVALIADOR: Gerson										PISTA: Simples					FOLHA:				
km	Faixa	Pista Tipo Rev.	OK	FC-1			FC-2		FC-3		AF	O	P	EX	D	R	ALC	ATC	DG	Flecha		% de Área			ACOSTAMENTO									
				FI	TTC	TLC	J	TB	JE	E										TRI	TRE	FC-1	FC-2	FC-3	Tipo	Estado	Deg cm	OBS.						
				(1)	(1)	(1)	(2)	(2)	(3)	(3)																			(4)	(5)	(5)	(6)	(7)	(8)
330,840	D	CBUQ							X				X		X					2	5		0	20	CBUQ	BOM	0							
330,860	E	CBUQ			X	X									X					2	2		0	0	CBUQ	BOM	0							
330,880	D	CBUQ					X								X					2	2		10	0	CBUQ	BOM	0							
330,900	E	CBUQ												X						2	2		0	0	CBUQ	BOM	0							
330,920	D	CBUQ												X	X					2	2		0	0	CBUQ	BOM	0							
330,940	E	CBUQ					X								X					2	2		80	0	CBUQ	BOM	0							
330,960	D	CBUQ			X	X							X							2	2		0	0	CBUQ	BOM	0							
330,980	E	CBUQ			X	X									X					2	2		0	0	CBUQ	BOM	0							
331,000	D	CBUQ			X	X			X						X					2	5		0	10	CBUQ	BOM	0	Sonolizador						
331,020	E	CBUQ																		2	2		0	0	CBUQ	BOM	0							
331,040	D	CBUQ			X	X									X					2	3		0	0	CBUQ	BOM	0	331+350						
331,060	E	CBUQ		X											X					2	2		0	0	CBUQ	BOM	0	Início						
331,080	D	CBUQ			X	X			X											2	2		0	3	CBUQ	BOM	0	Perímetro						
331,100	E	CBUQ												X						2	2		0	0	CBUQ	BOM	0	Urbano						
331,120	D	CBUQ												X						2	2		0	0	CBUQ	BOM	0	Campanaro						
331,140	E	CBUQ			X	X									X					2	2		0	0	CBUQ	BOM	0	Final						
331,160	D	CBUQ			X	X									X					2	2		0	0	CBUQ	BOM	0							
331,180	E	CBUQ													X					2	2		0	0	CBUQ	BOM	0							
331,200	D	CBUQ			X	X									X					2	2		0	0	CBUQ	BOM	0							
331,220	E	CBUQ													X					2	2		0	0	CBUQ	BOM	0							
331,240	D	CBUQ			X	X									X					2	2		0	0	CBUQ	BOM	0							
331,260	E	CBUQ		X											X					2	2		0	0	CBUQ	BOM	0							
331,280	D	CBUQ					X													2	4		0	0	CBUQ	BOM	0							
331,300	E	CBUQ													X					2	2		0	0	CBUQ	BOM	0							
331,320	D	CBUQ			X	X		X					X		X					2	2		0	10	CBUQ	BOM	0							
331,340	E	CBUQ													X					2	2		0	0	CBUQ	BOM	0							
331,360	D	CBUQ													X					2	2		0	0	CBUQ	BOM	0							
331,380	E	CBUQ													X					2	2		0	0	CBUQ	BOM	0							
331,400	D	CBUQ													X					2	2		0	0	CBUQ	BOM	0							
331,420	E	CBUQ													X					2	2		0	0	CBUQ	BOM	0							
331,440	D	CBUQ													X					2	2		0	0	CBUQ	BOM	0							
331,460	E	CBUQ		X											X					2	2		0	0	CBUQ	BOM	0							
331,480	D	CBUQ													X					3	3		0	0	CBUQ	BOM	0							

INVENTÁRIO DO ESTADO DA SUPERFÍCIE DO PAVIMENTO																											DNIT-PRO 06	
RODOVIA: BR-116 (MG)										SEGMENTO: 0,000 ao 817,000															DATA: 03/2007			
TRECHO: Div. BA/MG - Div. MG/RJ										AVALIADOR: Gerson										PISTA: Simples							FOLHA:	
km	Faixa	Pista Tipo Rev.	OK	FC-1			FC-2		FC-3		AF	O	P	EX	D	R	ALC	ATC	DG	Flecha		% de Área			ACOSTAMENTO			
				FI	TTC	TLC	J	TB	JE	E										TRI	TRE	FC-1	FC-2	FC-3	Tipo	Estado	Deg cm	OBS.
				(1)	(1)	(1)	(2)	(2)	(3)	(3)										(4)	(5)	(5)	(6)	(7)				
331,500	E	CBUQ												X						2	2		0	0	CBUQ	BOM	0	
331,520	D	CBUQ			X	X			X						X					5	2		0	10	CBUQ	BOM	0	
331,540	E	CBUQ												X						2	2		0	0	CBUQ	BOM	0	
331,560	D	CBUQ							X					X	X					7	2		0	15	CBUQ	BOM	0	
331,580	E	CBUQ												X						2	2		0	0	CBUQ	BOM	0	
331,600	D	CBUQ		X			X								X					4	4		40	0	CBUQ	BOM	0	
331,620	E	CBUQ												X						2	2		0	0	CBUQ	BOM	0	
331,640	D	CBUQ							X					X	X					5	2		0	10	CBUQ	BOM	0	
331,660	E	CBUQ												X						2	2		0	0	CBUQ	BOM	0	
331,680	D	CBUQ					X							X						2	2		10	0	CBUQ	BOM	0	
331,700	E	CBUQ		X										X						2	2		0	0	CBUQ	BOM	0	
331,720	D	CBUQ												X						2	2		0	0	CBUQ	BOM	0	
331,740	E	CBUQ												X						2	2		0	0	CBUQ	BOM	0	
331,760	D	CBUQ		X										X						2	2		0	0	CBUQ	BOM	0	
331,780	E	CBUQ												X						2	2		0	0	CBUQ	BOM	0	Obstáculo
331,800	D	CBUQ				X								X						2	2		0	0	CBUQ	BOM	0	331+84
331,820	E	CBUQ		X										X						2	2		0	0	CBUQ	BOM	0	
331,840	D	CBUQ			X		X							X						2	6		10	0	CBUQ	BOM	0	
331,860	E	CBUQ			X	X	X								X					2	2		10	0	CBUQ	BOM	0	Sonolizador
331,880	D	CBUQ												X						2	2		0	0	CBUQ	BOM	0	331+935
331,900	E	CBUQ					X								X					2	3		20	0	CBUQ	BOM	0	Km 330=
331,920	D	CBUQ			X									X						2	3		0	0	CBUQ	BOM	0	Hodômetro
331,940	E	CBUQ		X										X						2	2		0	0	CBUQ	BOM	0	331+940
331,960	D	CBUQ		X										X						2	3		0	0	CBUQ	BOM	0	
331,980	E	CBUQ												X						2	2		0	0	CBUQ	BOM	0	
332,000	D	CBUQ												X						3	3		0	0	CBUQ	BOM	0	
332,020	E	CBUQ												X						2	2		0	0	CBUQ	BOM	0	
332,040	D	CBUQ												X						2	2		0	0	CBUQ	BOM	0	
332,060	E	CBUQ												X						2	2		0	0	CBUQ	BOM	0	
332,080	D	CBUQ												X						2	2		0	0	CBUQ	BOM	0	
332,100	E	CBUQ					X													5	12		50	0	CBUQ	BOM	0	
332,120	D	CBUQ			X															1	1		0	0	CBUQ	BOM	0	
332,140	E	CBUQ																		4	6		0	0	CBUQ	BOM	0	

INVENTÁRIO DO ESTADO DA SUPERFÍCIE DO PAVIMENTO																											DNIT-PRO 06	
RODOVIA: BR-116 (MG)										SEGMENTO: 0,000 ao 817,000															DATA: 03/2007			
TRECHO: Div. BA/MG - Div. MG/RJ										AVALIADOR: Gerson										PISTA: Simples							FOLHA:	
km	Faixa	Pista Tipo Rev.	OK	FC-1			FC-2		FC-3		AF	O	P	EX	D	R	ALC	ATC	DG	Flecha		% de Área			ACOSTAMENTO			
				FI	TTC	TLC	J	TB	JE	E										TRI	TRE	FC-1	FC-2	FC-3	Tipo	Estado	Deg cm	OBS.
				(1)	(1)	(1)	(2)	(2)	(3)	(3)																		
332,160	D	CBUQ			X	X			X											10	4		0	10	TERRA	RUIM	15	
332,180	E	CBUQ			X				X											5	6		0	20	CBUQ	BOM	0	
332,200	D	CBUQ																		5	2		0	0	TERRA	RUIM	5	Saída
332,220	E	CBUQ							X					X						2	15		20	40	CBUQ	BOM	0	de
332,240	D	CBUQ				X														2	15		20	0	NÃO	TEM	ACOST	rua
332,260	E	CBUQ		X	X	X														5	10		40	0	CBUQ	BOM	0	
332,280	D	CBUQ		X		X														10	5		0	0	NÃO	TEM	ACOST	
332,300	E	CBUQ				X														2	15		0	40	CBUQ	BOM	0	
332,320	D	CBUQ		X	X				X											5	15		0	40	TERRA	RUIM	15	
332,340	E	CBUQ													X					4	4		0	0	CBUQ	BOM	0	
332,360	D	CBUQ													X					8	8		0	0	TERRA	BOM	15	
332,380	E	CBUQ													X					3	3		0	0	CBUQ	BOM	0	
332,400	D	CBUQ			X															12	15		0	30	TERRA	BOM	15	
332,420	E	CBUQ		X	X				X											12	4		0	20	CBUQ	BOM	0	
332,440	D	CBUQ				X			X											10	4		30	0	TERRA	BOM	15	
332,460	E	CBUQ													X					4	4		0	0	CBUQ	BOM	0	
332,480	D	CBUQ			X															2	2		0	0	CBUQ	BOM	0	
332,500	E	CBUQ		X																3	3		0	0	CBUQ	BOM	0	Obstáculo
332,520	D	CBUQ					X								X					10	4		20	0	CBUQ	BOM	0	332+636
332,540	E	CBUQ													X					2	2		0	0	CBUQ	BOM	0	
332,560	D	CBUQ					X													4	4		10	0	CBUQ	BOM	0	
332,580	E	CBUQ					X													4	4		20	0	CBUQ	BOM	0	
332,600	D	CBUQ					X													5	8		20	0	CBUQ	BOM	0	
332,620	E	CBUQ			X	X	X													6	4		20	0	CBUQ	BOM	0	
332,640	D	CBUQ					X									X				5	10		80	0	CBUQ	BOM	0	
332,660	E	CBUQ					X													4	6		10	0	CBUQ	BOM	0	Sonolizador
332,680	D	CBUQ					X									X				10	10		60	0	CBUQ	BOM	0	332+668
332,700	E	CBUQ							X							X				10	10		0	100	CBUQ	BOM	0	
332,720	D	CBUQ				X	X									X				8	10		30	0	CBUQ	BOM	0	
332,740	E	CBUQ							X							X				5	10		0	100	CBUQ	BOM	0	
332,760	D	CBUQ			X	X										X				5	5		0	0	CBUQ	BOM	0	
332,780	E	CBUQ			X				X											8	8		0	20	CBUQ	BOM	0	
332,800	D	CBUQ														X				4	4		0	0	CBUQ	BOM	0	

INVENTÁRIO DO ESTADO DA SUPERFÍCIE DO PAVIMENTO																									DNIT-PRO 06				
RODOVIA: BR-116 (MG)										SEGMENTO: 0,000 ao 817,000															DATA: 03/2007				
TRECHO: Div. BA/MG - Div. MG/RJ										AVALIADOR: Gerson										PISTA: Simples					FOLHA:				
km	Faixa	Pista Tipo Rev.	OK	FC-1			FC-2		FC-3		AF	O	P	EX	D	R	ALC	ATC	DG	Flecha		% de Área			ACOSTAMENTO				
				FI	TTC	TLC	J	TB	JE	E										TRI	TRE	FC-1	FC-2	FC-3	Tipo	Estado	Deg	OBS.	
				(1)	(1)	(1)	(2)	(2)	(3)	(3)										(4)	(5)	(5)	(6)	(7)	(8)	(4)	(5)		(5)
332,820	E	CBUQ													X					3	3		0	0	CBUQ	BOM	0		
332,840	D	CBUQ													X					2	2		0	0	CBUQ	BOM	0		
332,860	E	CBUQ												X						2	2		0	0	CBUQ	BOM	0	Sonolizador	
332,880	D	CBUQ												X						2	2		0	0	CBUQ	BOM	0	332+860	
332,900	E	CBUQ		X										X						2	2		0	0	CBUQ	BOM	0		
332,920	D	CBUQ												X						2	2		0	0	CBUQ	BOM	0		
332,940	E	CBUQ												X						2	2		0	0	CBUQ	BOM	0		
332,960	D	CBUQ												X						2	2		0	0	CBUQ	BOM	0		
332,980	E	CBUQ												X						2	2		0	0	CBUQ	BOM	0		
333,000	D	CBUQ			X	X			X				X							5	5		0	10	CBUQ	BOM	0	Final	
333,020	E	CBUQ		X					X				X		X					10	10		0	50	CBUQ	BOM	0	de trecho	
333,040	D	CBUQ							X											5	8		0	20	CBUQ	BOM	0	Urbano	
333,060	E	CBUQ			X	X	X		X				X							5	5		80	10	CBUQ	BOM	0	333+080	
333,080	D	CBUQ				X														5	5		0	0	CBUQ	BOM	0		
333,100	E	CBUQ					X													6	6		90	0	CBUQ	BOM	0		
333,120	D	CBUQ							X											3	8		0	50	CBUQ	BOM	0		
333,140	E	CBUQ												X						2	2		0	0	CBUQ	BOM	0		
333,160	D	CBUQ												X						3	3		0	0	CBUQ	BOM	0		
333,180	E	CBUQ												X						2	2		0	0	CBUQ	BOM	0		
333,200	D	CBUQ												X						4	4		0	0	CBUQ	BOM	0		
333,220	E	CBUQ												X						2	2		0	0	CBUQ	BOM	0		
333,240	D	CBUQ												X						2	3		0	0	CBUQ	BOM	0		
333,260	E	CBUQ												X						2	2		0	0	CBUQ	BOM	0		
333,280	D	CBUQ												X						2	2		0	0	CBUQ	BOM	0		
333,300	E	CBUQ												X						2	2		0	0	CBUQ	BOM	0		
333,320	D	CBUQ							X					X						2	2		0	0	CBUQ	BOM	0		
333,340	E	CBUQ							X					X	X					5	2		0	20	CBUQ	BOM	0		
333,360	D	CBUQ												X						2	6		0	20	CBUQ	BOM	0		
333,380	E	CBUQ							X					X						2	2		0	0	CBUQ	BOM	0		
333,400	D	CBUQ												X						2	6		0	40	CBUQ	BOM	0		
333,420	E	CBUQ					X							X						2	5		30	0	CBUQ	BOM	0		
333,440	D	CBUQ			X	X	X							X						5	5		50	0	CBUQ	BOM	0		
333,460	E	CBUQ					X							X						2	5		20	0	CBUQ	BOM	0		

INVENTÁRIO DO ESTADO DA SUPERFÍCIE DO PAVIMENTO																									DNIT-PRO 06			
RODOVIA: BR-116 (MG)												SEGMENTO: 0,000 ao 817,000													DATA: 03/2007			
TRECHO: Div. BA/MG - Div. MG/RJ												AVALIADOR: Gerson										PISTA: Simples			FOLHA:			
km	Faixa	Pista Tipo Rev.	OK	FC-1			FC-2		FC-3		AF	O	P	EX	D	R	ALC	ATC	DG	Flecha mm		% de Área			ACOSTAMENTO			
				FI	TTC	TLC	J	TB	JE	E										TRI	TRE	FC-1	FC-2	FC-3	Tipo	Estado	Deg cm	OBS.
				(1)	(1)	(1)	(2)	(2)	(3)	(3)										(4)	(5)	(5)	(6)	(7)	(8)			
333,480	D	CBUQ							X						X					3	6		0	30	CBUQ	BOM	0	
333,500	E	CBUQ		X										X						2	5		0	0	CBUQ	BOM	0	Ponte
333,520	D	CBUQ					X							X						2	2		10	0	CBUQ	BOM	0	Início
333,540	E	CBUQ												X						2	4		0	0	CBUQ	BOM	0	333+673
333,560	D	CBUQ												X						2	4		0	0	CBUQ	BOM	0	Final
333,580	E	CBUQ							X					X						2	6		0	15	CBUQ	BOM	0	333+685
333,600	D	CBUQ				X								X						2	2		0	0	CBUQ	BOM	0	
333,620	E	CBUQ					X								X					8	8		90	0	CBUQ	BOM	0	
333,640	D	CBUQ		X											X					1	1		0	0	CBUQ	BOM	0	
333,660	E	CBUQ					X						X		X					4	4		100	0	CBUQ	BOM	0	
333,680	D	CBUQ			X	X									X					2	2		0	0	CBUQ	BOM	0	
333,700	E	CBUQ					X						X		X					3	3		100	0	CBUQ	BOM	0	
333,720	D	CBUQ					X								X					2	2		30	0	CBUQ	BOM	0	
333,740	E	CBUQ											X		X					4	4		0	0	CBUQ	BOM	0	
333,760	D	CBUQ			X	X								X						2	2		0	0	CBUQ	BOM	0	
333,780	E	CBUQ		X										X						2	2		0	0	CBUQ	BOM	0	
333,800	D	CBUQ							X				X		X					2	8		0	70	CBUQ	BOM	0	
333,820	E	CBUQ												X						2	2		0	0	CBUQ	BOM	0	
333,840	D	CBUQ			X	X														3	4		0	0	CBUQ	BOM	0	
333,860	E	CBUQ			X	X														2	2		0	0	CBUQ	BOM	0	
333,880	D	CBUQ							X				X							2	6		0	40	CBUQ	BOM	0	
333,900	E	CBUQ							X				X							2	5		0	15	CBUQ	BOM	0	
333,920	D	CBUQ					X													2	5		5	0	CBUQ	BOM	0	
333,940	E	CBUQ							X				X							2	6		0	40	CBUQ	BOM	0	
333,960	D	CBUQ												X						2	3		0	0	CBUQ	BOM	0	
333,980	E	CBUQ												X						2	2		0	0	CBUQ	BOM	0	
334,000	D	CBUQ												X						2	2		0	0	CBUQ	BOM	0	
334,020	E	CBUQ												X						2	2		0	0	CBUQ	BOM	0	
334,040	D	CBUQ												X						2	2		0	0	CBUQ	BOM	0	
334,060	E	CBUQ												X						2	2		0	0	CBUQ	BOM	0	
334,080	D	CBUQ												X						2	2		0	0	CBUQ	BOM	0	
334,100	E	CBUQ												X						2	2		0	0	CBUQ	BOM	0	
334,120	D	CBUQ				X							X							2	3		0	0	CBUQ	BOM	0	

INVENTÁRIO DO ESTADO DA SUPERFÍCIE DO PAVIMENTO																												DNIT-PRO 06	
RODOVIA: BR-116 (MG)												SEGMENTO: 0,000 ao 817,000														DATA: 03/2007			
TRECHO: Div. BA/MG - Div. MG/RJ												AVALIADOR: Gerson										PISTA: Simples						FOLHA:	
km	Faixa	Pista Tipo Rev.	OK	FC-1			FC-2		FC-3		AF	O	P	EX	D	R	ALC	ATC	DG	Flecha		% de Área			ACOSTAMENTO				
				FI	TTC	TLC	J	TB	JE	E										TRI	TRE	FC-1	FC-2	FC-3	Tipo	Estado	Deg cm	OBS.	
				(1)	(1)	(1)	(2)	(2)	(3)	(3)										(4)	(5)	(5)	(6)	(7)					(8)
334,140	E	CBUQ					X													2	3		10	0	CBUQ	BOM	0		
334,160	D	CBUQ												X						2	2		0	0	CBUQ	BOM	0		
334,180	E	CBUQ							X				X		X					4	6		0	70	CBUQ	BOM	0		
334,200	D	CBUQ												X						2	2		0	0	CBUQ	BOM	0		
334,220	E	CBUQ												X						2	2		0	0	CBUQ	BOM	0		
334,240	D	CBUQ												X						2	2		0	0	CBUQ	BOM	0		
334,260	E	CBUQ												X						2	2		0	0	CBUQ	BOM	0		
334,280	D	CBUQ							X				X							2	5		0	30	CBUQ	BOM	0		
334,300	E	CBUQ					X													3	5		50	0	CBUQ	BOM	0		
334,320	D	CBUQ												X						2	2		0	0	CBUQ	BOM	0		
334,340	E	CBUQ		X	X															2	2		0	0	CBUQ	BOM	0		
334,360	D	CBUQ												X						2	2		0	0	CBUQ	BOM	0		
334,380	E	CBUQ												X						2	2		0	0	CBUQ	BOM	0		
334,400	D	CBUQ		X										X						2	2		0	0	CBUQ	BOM	0		
334,420	E	CBUQ		X										X						2	2		0	0	CBUQ	BOM	0		
334,440	D	CBUQ					X							X						2	4		50	0	CBUQ	BOM	0		
334,460	E	CBUQ												X						2	2		0	0	CBUQ	BOM	0		
334,480	D	CBUQ												X						2	2		0	0	CBUQ	BOM	0		
334,500	E	CBUQ		X										X						2	2		0	0	CBUQ	BOM	0		
334,520	D	CBUQ												X						2	2		0	0	CBUQ	BOM	0		
334,540	E	CBUQ												X						2	2		0	0	CBUQ	BOM	0		
334,560	D	CBUQ		X										X						2	2		0	0	CBUQ	BOM	0		
334,580	E	CBUQ		X										X						2	2		0	0	CBUQ	BOM	0		
334,600	D	CBUQ												X						2	2		0	0	CBUQ	BOM	0		
334,620	E	CBUQ												X						2	2		0	0	CBUQ	BOM	0		
334,640	D	CBUQ												X						2	2		0	0	CBUQ	BOM	0		
334,660	E	CBUQ												X						2	2		0	0	CBUQ	BOM	0		
334,680	D	CBUQ			X	X									X					3	3		0	0	CBUQ	BOM	0		
334,700	E	CBUQ							X					X						2	3		0	20	CBUQ	BOM	0		
334,720	D	CBUQ												X						2	2		0	0	CBUQ	BOM	0		
334,740	E	CBUQ		X	X	X								X						2	2		0	0	CBUQ	BOM	0		
334,760	D	CBUQ					X													2	2		2	0	CBUQ	BOM	0		
334,780	E	CBUQ												X						2	2		0	0	CBUQ	BOM	0		

INVENTÁRIO DO ESTADO DA SUPERFICIE DO PAVIMENTO																												DNIT-PRO 06			
RODOVIA: BR-116 (MG)												SEGMENTO: 0,000 ao 817,000												DATA: 03/2007							
TRECHO: Div. BA/MG - Div. MG/RJ												AVALIADOR: Gerson												PISTA: Simples				FOLHA:			
km	Faixa	Pista Tipo Rev.	OK	FC-1			FC-2		FC-3		AF	O	P	EX	D	R	ALC	ATC	DG	Flecha		% de Área			ACOSTAMENTO						
				FI	TTC	TLC	J	TB	JE	E										TRI	TRE	FC-1	FC-2	FC-3	Tipo	Estado	Deg cm	OBS.			
				(1)	(1)	(1)	(2)	(2)	(3)	(3)										(4)	(5)	(5)	(6)	(7)					(8)		
334,800	D	CBUQ		X	X	X														2	2		0	0	CBUQ	BOM	0				
334,820	E	CBUQ												X						2	2		0	0	CBUQ	BOM	0				
334,840	D	CBUQ					X							X						2	4		60	0	CBUQ	BOM	0				
334,860	E	CBUQ					X							X						6	2		30	0	CBUQ	BOM	0				
334,880	D	CBUQ			X	X	X							X						2	3		10	0	CBUQ	BOM	0				
334,900	E	CBUQ												X						2	2		0	0	CBUQ	BOM	0				
334,920	D	CBUQ							X				X	X						5	3		0	10	CBUQ	BOM	0				
334,940	E	CBUQ												X						2	2		0	0	CBUQ	BOM	0				
334,960	D	CBUQ												X						2	2		0	0	CBUQ	BOM	0				
334,980	E	CBUQ												X						2	2		0	0	CBUQ	BOM	0				
335,000	D	CBUQ												X						2	2		0	0	CBUQ	BOM	0				
335,020	E	CBUQ												X						2	2		0	0	CBUQ	BOM	0				
335,040	D	CBUQ												X						2	2		0	0	CBUQ	BOM	0				
335,060	E	CBUQ												X						2	2		0	0	CBUQ	BOM	0				
335,080	D	CBUQ												X						2	2		0	0	CBUQ	BOM	0				
335,100	E	CBUQ		X										X						2	2		0	0	CBUQ	BOM	0				
335,120	D	CBUQ												X						2	2		0	0	CBUQ	BOM	0				
335,140	E	CBUQ		X										X						2	2		0	0	CBUQ	BOM	0				
335,160	D	CBUQ							X				X							2	2		0	2	CBUQ	BOM	0				
335,180	E	CBUQ												X						2	2		0	0	CBUQ	BOM	0				
335,200	D	CBUQ		X										X						2	2		0	0	CBUQ	BOM	0				
335,220	E	CBUQ												X						2	2		0	0	CBUQ	BOM	0				
335,240	D	CBUQ												X						2	2		0	0	CBUQ	BOM	0				
335,260	E	CBUQ												X						2	2		0	0	CBUQ	BOM	0				
335,280	D	CBUQ												X						2	2		0	0	CBUQ	BOM	0				
335,300	E	CBUQ		X										X						2	2		0	0	CBUQ	BOM	0				
335,320	D	CBUQ		X										X						2	2		0	0	CBUQ	BOM	0				
335,340	E	CBUQ												X						2	2		0	0	CBUQ	BOM	0				
335,360	D	CBUQ												X						2	2		0	0	CBUQ	BOM	0				
335,380	E	CBUQ												X						2	2		0	0	CBUQ	BOM	0				
335,400	D	CBUQ												X						2	2		0	0	CBUQ	BOM	0				
335,420	E	CBUQ			X	X								X						2	2		0	0	CBUQ	BOM	0				
335,440	D	CBUQ			X	X														2	2		0	0	CBUQ	BOM	0				

INVENTÁRIO DO ESTADO DA SUPERFÍCIE DO PAVIMENTO																												DNIT-PRO 06				
RODOVIA: BR-116 (MG)										SEGMENTO: 0,000 ao 817,000															DATA: 03/2007							
TRECHO: Div. BA/MG - Div. MG/RJ										AVALIADOR: Gerson										PISTA: Simples								FOLHA:				
km	Faixa	Pista Tipo Rev.	OK	FC-1			FC-2		FC-3		AF	O	P	EX	D	R	ALC	ATC	DG	Flecha		% de Área			ACOSTAMENTO							
				FI	TTC	TLC	J	TB	JE	E										TRI	TRE	FC-1	FC-2	FC-3	Tipo	Estado	Deg cm	OBS.				
				(1)	(1)	(1)	(2)	(2)	(3)	(3)										(4)	(5)	(5)	(6)	(7)	(8)							
335,460	E	CBUQ			X	X														2	2		0	0	CBUQ	BOM	0					
335,480	D	CBUQ			X	X														2	2		0	0	CBUQ	BOM	0					
335,500	E	CBUQ												X						2	2		0	0	CBUQ	BOM	0					
335,520	D	CBUQ												X						2	2		0	0	CBUQ	BOM	0					
335,540	E	CBUQ			X															2	2		0	0	CBUQ	BOM	0					
335,560	D	CBUQ			X	X			X				X							4	2		0	20	CBUQ	BOM	0					
335,580	E	CBUQ			X	X	X						X							2	4		30	0	CBUQ	BOM	0					
335,600	D	CBUQ							X											5	2		0	10	CBUQ	BOM	0					
335,620	E	CBUQ												X						2	2		0	0	CBUQ	BOM	0					
335,640	D	CBUQ												X						2	2		0	0	CBUQ	BOM	0					
335,660	E	CBUQ												X						2	2		0	0	CBUQ	BOM	0					
335,680	D	CBUQ												X						2	2		0	0	CBUQ	BOM	0					
335,700	E	CBUQ												X						2	2		0	0	CBUQ	BOM	0					
335,720	D	CBUQ												X						2	2		0	0	CBUQ	BOM	0					
335,740	E	CBUQ		X										X						2	2		0	0	CBUQ	BOM	0					
335,760	D	CBUQ			X	X														2	2		0	0	CBUQ	BOM	0					
335,780	E	CBUQ												X						2	2		0	0	CBUQ	BOM	0					
335,800	D	CBUQ												X						2	2		0	0	CBUQ	BOM	0					
335,820	E	CBUQ					X						X							2	4		30	0	CBUQ	BOM	0					
335,840	D	CBUQ												X						2	2		0	0	CBUQ	BOM	0					
335,860	E	CBUQ			X	X			X				X							2	5		0	20	CBUQ	BOM	0					
335,880	D	CBUQ												X						2	2		0	0	CBUQ	BOM	0					
335,900	E	CBUQ			X	X			X							X				3	3		0	30	CBUQ	BOM	0					
335,920	D	CBUQ			X	X	X													2	4		30	0	CBUQ	BOM	0					
335,940	E	CBUQ			X	X			X				X							2	10		0	20	CBUQ	BOM	0					
335,960	D	CBUQ							X											2	2		0	10	CBUQ	BOM	0					
335,980	E	CBUQ			X	X	X													3	3		30	0	CBUQ	BOM	0					
336,000	D	CBUQ												X						2	2		0	0	CBUQ	BOM	0					
336,020	E	CBUQ			X	X			X				X							2	2		0	5	CBUQ	BOM	0					
336,040	D	CBUQ												X						2	2		0	0	CBUQ	BOM	0					
336,060	E	CBUQ		X										X						2	2		0	0	CBUQ	BOM	0					
336,080	D	CBUQ					X							X						2	4		5	0	CBUQ	BOM	0					
336,100	E	CBUQ			X									X						2	2		0	0	CBUQ	BOM	0					

INVENTÁRIO DO ESTADO DA SUPERFÍCIE DO PAVIMENTO																									DNIT-PRO 06				
RODOVIA: BR-116 (MG)										SEGMENTO: 0,000 ao 817,000										DATA: 03/2007									
TRECHO: Div. BA/MG - Div. MG/RJ										AVALIADOR: Gerson										PISTA: Simples					FOLHA:				
km	Faixa	Pista Tipo Rev.	OK	FC-1			FC-2		FC-3		AF	O	P	EX	D	R	ALC	ATC	DG	Flecha		% de Área			ACOSTAMENTO				
				FI	TTC	TLC	J	TB	JE	E										TRI	TRE	FC-1	FC-2	FC-3	Tipo	Estado	Deg cm	OBS.	
				(1)	(1)	(1)	(2)	(2)	(3)	(3)																			(4)
336,120	D	CBUQ													X					2	2		0	0	CBUQ	BOM	0		
336,140	E	CBUQ			X										X					2	2		0	0	CBUQ	BOM	0		
336,160	D	CBUQ			X										X					2	2		0	0	CBUQ	BOM	0		
336,180	E	CBUQ			X	X	X													2	5		10	0	CBUQ	BOM	0		
336,200	D	CBUQ													X					2	2		0	0	CBUQ	BOM	0		
336,220	E	CBUQ					X													2	4		10	0	CBUQ	BOM	0		
336,240	D	CBUQ					X													2	6		30	0	CBUQ	BOM	0		
336,260	E	CBUQ							X							X				3	3		0	20	CBUQ	BOM	0		
336,280	D	CBUQ					X													2	5		30	0	CBUQ	BOM	0		
336,300	E	CBUQ							X											5	2		0	15	CBUQ	BOM	0		
336,320	D	CBUQ					X													2	5		40	0	CBUQ	BOM	0		
336,340	E	CBUQ													X					2	2		0	0	CBUQ	BOM	0		
336,360	D	CBUQ													X					2	2		0	0	CBUQ	BOM	0		
336,380	E	CBUQ													X					2	2		0	0	CBUQ	BOM	0		
336,400	D	CBUQ													X					2	2		0	0	CBUQ	BOM	0		
336,420	E	CBUQ													X					2	2		0	0	CBUQ	BOM	0		
336,440	D	CBUQ		X											X					2	2		0	0	CBUQ	BOM	0		
336,460	E	CBUQ		X											X					2	2		0	0	CBUQ	BOM	0		
336,480	D	CBUQ		X											X					2	2		0	0	CBUQ	BOM	0		
336,500	E	CBUQ													X					2	2		0	0	CBUQ	BOM	0		
336,520	D	CBUQ					X								X					2	3		20	0	CBUQ	BOM	0		
336,540	E	CBUQ													X					2	2		0	0	CBUQ	BOM	0		
336,560	D	CBUQ													X					2	2		0	0	CBUQ	BOM	0		
336,580	E	CBUQ													X					2	2		0	0	CBUQ	BOM	0		
336,600	D	CBUQ					X													2	3		20	0	CBUQ	BOM	0		
336,620	E	CBUQ				X														3	3		0	0	CBUQ	BOM	0		
336,640	D	CBUQ													X					2	2		0	0	CBUQ	BOM	0		
336,660	E	CBUQ													X					2	2		0	0	CBUQ	BOM	0		
336,680	D	CBUQ							X											2	6		0	20	CBUQ	BOM	0		
336,700	E	CBUQ													X					2	2		0	0	CBUQ	BOM	0		
336,720	D	CBUQ		X																2	5		0	0	CBUQ	BOM	0		
336,740	E	CBUQ													X					2	2		0	0	CBUQ	BOM	0		
336,760	D	CBUQ		X											X					2	2		0	0	CBUQ	BOM	0		

INVENTÁRIO DO ESTADO DA SUPERFÍCIE DO PAVIMENTO																											DNIT-PRO 06					
RODOVIA: BR-116 (MG)																		SEGMENTO: 0,000 ao 817,000									DATA: 03/2007					
TRECHO: Div. BA/MG - Div. MG/RJ																		AVALIADOR: Gerson									PISTA: Simples			FOLHA:		
km	Faixa	Pista Tipo Rev.	OK	FC-1			FC-2		FC-3		AF	O	P	EX	D	R	ALC	ATC	DG	Flecha		% de Área			ACOSTAMENTO							
				FI	TTC	TLC	J	TB	JE	E										TRI	TRE	FC-1	FC-2	FC-3	Tipo	Estado	Deg cm	OBS.				
				(1)	(1)	(1)	(2)	(2)	(3)	(3)																						
336,780	E	CBUQ												X						2	2		0	0	CBUQ	BOM	0					
336,800	D	CBUQ												X						2	2		0	0	CBUQ	BOM	0					
336,820	E	CBUQ												X						2	2		0	0	CBUQ	BOM	0					
336,840	D	CBUQ												X						2	2		0	0	CBUQ	BOM	0					
336,860	E	CBUQ		X										X						2	2		0	0	CBUQ	BOM	0					
336,880	D	CBUQ												X						2	2		0	0	CBUQ	BOM	0					
336,900	E	CBUQ												X						2	2		0	0	CBUQ	BOM	0					
336,920	D	CBUQ					X													2	4		50	0	CBUQ	BOM	0					
336,940	E	CBUQ												X						2	2		0	0	CBUQ	BOM	0					
336,960	D	CBUQ		X										X						2	2		0	0	CBUQ	BOM	0					
336,980	E	CBUQ			X	X								X						3	3		0	0	CBUQ	BOM	0					
337,000	D	CBUQ		X	X															2	2		0	0	CBUQ	BOM	0					
337,020	E	CBUQ												X						2	2		0	0	CBUQ	BOM	0					
337,040	D	CBUQ		X										X						2	2		0	0	CBUQ	BOM	0					
337,060	E	CBUQ												X						2	2		0	0	CBUQ	BOM	0					
337,080	D	CBUQ		X										X						2	2		0	0	CBUQ	BOM	0					
337,100	E	CBUQ		X										X						2	2		0	0	CBUQ	BOM	0					
337,120	D	CBUQ												X						2	2		0	0	CBUQ	BOM	0					
337,140	E	CBUQ												X						2	2		0	0	CBUQ	BOM	0					
337,160	D	CBUQ		X										X						2	2		0	0	CBUQ	BOM	0					
337,180	E	CBUQ												X						2	2		0	0	CBUQ	BOM	0					
337,200	D	CBUQ												X						2	2		0	0	CBUQ	BOM	0					
337,220	E	CBUQ												X						2	2		0	0	CBUQ	BOM	0					
337,240	D	CBUQ					X													2	6		40	0	CBUQ	BOM	0					
337,260	E	CBUQ												X						2	2		0	0	CBUQ	BOM	0					
337,280	D	CBUQ		X										X						2	2		0	0	CBUQ	BOM	0					
337,300	E	CBUQ												X						2	2		0	0	CBUQ	BOM	0					
337,320	D	CBUQ												X						2	2		0	0	CBUQ	BOM	0					
337,340	E	CBUQ												X						2	2		0	0	CBUQ	BOM	0					
337,360	D	CBUQ		X	X	X														2	2		0	0	CBUQ	BOM	0					
337,380	E	CBUQ												X						2	2		0	0	CBUQ	BOM	0					
337,400	D	CBUQ		X										X						2	2		0	0	CBUQ	BOM	0					
337,420	E	CBUQ												X						2	2		0	0	CBUQ	BOM	0					

INVENTÁRIO DO ESTADO DA SUPERFÍCIE DO PAVIMENTO																											DNIT-PRO 06					
RODOVIA: BR-116 (MG)																	SEGMENTO: 0,000 ao 817,000										DATA: 03/2007					
TRECHO: Div. BA/MG - Div. MG/RJ																	AVALIADOR: Gerson										PISTA: Simples			FOLHA:		
km	Faixa	Pista Tipo Rev.	OK	FC-1			FC-2		FC-3		AF	O	P	EX	D	R	ALC	ATC	DG	Flecha		% de Área			ACOSTAMENTO							
				FI	TTC	TLC	J	TB	JE	E										TRI	TRE	FC-1	FC-2	FC-3	Tipo	Estado	Deg	OBS.				
				(1)	(1)	(1)	(2)	(2)	(3)	(3)										(4)	(5)	(5)	(6)	(7)	(8)					cm		
337,440	D	CBUQ		X										X						2	2		0	0	CBUQ	BOM	0					
337,460	E	CBUQ		X										X						2	2		0	0	CBUQ	BOM	0					
337,480	D	CBUQ												X						2	2		0	0	CBUQ	BOM	0					
337,500	E	CBUQ												X						2	2		0	0	CBUQ	BOM	0					
337,520	D	CBUQ												X						2	2		0	0	CBUQ	BOM	0					
337,540	E	CBUQ												X						2	2		0	0	CBUQ	BOM	0					
337,560	D	CBUQ			X								X							2	4		0	0	CBUQ	BOM	0					
337,580	E	CBUQ												X						2	2		0	0	CBUQ	BOM	0					
337,600	D	CBUQ					X													2	2		20	0	CBUQ	BOM	0					
337,620	E	CBUQ												X						2	2		0	0	CBUQ	BOM	0					
337,640	D	CBUQ		X										X						2	2		0	0	CBUQ	BOM	0					
337,660	E	CBUQ		X																2	2		0	0	CBUQ	BOM	0					
337,680	D	CBUQ												X						2	2		0	0	CBUQ	BOM	0					
337,700	E	CBUQ		X										X						2	2		0	0	CBUQ	BOM	0					
337,720	D	CBUQ												X						2	2		0	0	CBUQ	BOM	0					
337,740	E	CBUQ												X						2	2		0	0	CBUQ	BOM	0					
337,760	D	CBUQ		X										X						2	4		0	0	CBUQ	BOM	0					
337,780	E	CBUQ												X						2	2		0	0	CBUQ	BOM	0					
337,800	D	CBUQ		X										X						2	2		0	0	CBUQ	BOM	0					
337,820	E	CBUQ												X						2	2		0	0	CBUQ	BOM	0					
337,840	D	CBUQ												X						2	2		0	0	CBUQ	BOM	0					
337,860	E	CBUQ												X						2	2		0	0	CBUQ	BOM	0					
337,880	D	CBUQ		X										X						2	2		0	0	CBUQ	BOM	0					
337,900	E	CBUQ		X										X						2	2		0	0	CBUQ	BOM	0					
337,920	D	CBUQ												X						2	2		0	0	CBUQ	BOM	0					
337,940	E	CBUQ												X						2	2		0	0	CBUQ	BOM	0					
337,960	D	CBUQ		X										X						2	2		0	0	CBUQ	BOM	0					
337,980	E	CBUQ		X										X						2	2		0	0	CBUQ	BOM	0					
338,000	D	CBUQ		X										X						2	2		0	0	CBUQ	BOM	0					
338,020	E	CBUQ		X										X						2	2		0	0	CBUQ	BOM	0					
338,040	D	CBUQ		X										X						2	2		0	0	CBUQ	BOM	0					
338,060	E	CBUQ		X										X						2	2		0	0	CBUQ	BOM	0					
338,080	D	CBUQ		X										X						2	2		0	0	CBUQ	BOM	0					

INVENTÁRIO DO ESTADO DA SUPERFICIE DO PAVIMENTO																										DNIT-PRO 06		
RODOVIA: BR-116 (MG)												SEGMENTO: 0,000 ao 817,000												DATA: 03/2007				
TRECHO: Div. BA/MG - Div. MG/RJ												AVALIADOR: Gerson												PISTA: Simples		FOLHA:		
km	Faixa	Pista Tipo Rev.	OK	FC-1			FC-2		FC-3		AF	O	P	EX	D	R	ALC	ATC	DG	Flecha		% de Área			ACOSTAMENTO			
				FI	TTC	TLC	J	TB	JE	E										TRI	TRE	FC-1	FC-2	FC-3	Tipo	Estado	Deg cm	OBS.
				(1)	(1)	(1)	(2)	(2)	(3)	(3)																		
338,100	E	CBUQ												X						2	2		0	0	CBUQ	BOM	0	
338,120	D	CBUQ												X						2	2		0	0	CBUQ	BOM	0	
338,140	E	CBUQ		X										X						2	2		0	0	CBUQ	BOM	0	
338,160	D	CBUQ												X						2	2		0	0	CBUQ	BOM	0	
338,180	E	CBUQ												X						2	2		0	0	CBUQ	BOM	0	
338,200	D	CBUQ												X						2	2		0	0	CBUQ	BOM	0	
338,220	E	CBUQ												X						2	2		0	0	CBUQ	BOM	0	
338,240	D	CBUQ												X						2	2		0	0	CBUQ	BOM	0	
338,260	E	CBUQ		X										X						2	2		0	0	CBUQ	BOM	0	
338,280	D	CBUQ												X						2	2		0	0	CBUQ	BOM	0	
338,300	E	CBUQ												X						2	2		0	0	CBUQ	BOM	0	
338,320	D	CBUQ												X						2	2		0	0	CBUQ	BOM	0	
338,340	E	CBUQ												X						2	2		0	0	CBUQ	BOM	0	
338,360	D	CBUQ												X						2	2		0	0	CBUQ	BOM	0	
338,380	E	CBUQ												X						2	2		0	0	CBUQ	BOM	0	
338,400	D	CBUQ												X						2	2		0	0	CBUQ	BOM	0	
338,420	E	CBUQ												X						2	2		0	0	CBUQ	BOM	0	
338,440	D	CBUQ												X						2	2		0	0	CBUQ	BOM	0	
338,460	E	CBUQ												X						2	2		0	0	CBUQ	BOM	0	
338,480	D	CBUQ												X						2	2		0	0	CBUQ	BOM	0	
338,500	E	CBUQ												X						2	2		0	0	CBUQ	BOM	0	Trevo
338,520	D	CBUQ												X						2	2		0	0	CBUQ	BOM	0	para
338,540	E	CBUQ							X				X		X					2	2		0	10	CBUQ	BOM	0	Pescador
338,560	D	CBUQ							X				X		X					10	10		0	90	CBUQ	BOM	0	
338,580	E	CBUQ							X				X		X					2	10		0	20	CBUQ	BOM	0	Nova
338,600	D	CBUQ							X											5	5		0	100	CBUQ	BOM	0	Modica
338,620	E	CBUQ					X													3	3		100	0	CBUQ	BOM	0	
338,640	D	CBUQ			X	X								X						2	2		0	0	CBUQ	BOM	0	São José
338,660	E	CBUQ																		2	2		0	0	CBUQ	BOM	0	do Divino
338,680	D	CBUQ																		2	2		0	0	CBUQ	BOM	0	
338,700	E	CBUQ																		2	2		0	0	CBUQ	BOM	0	338+800
338,720	D	CBUQ																		2	2		0	0	CBUQ	BOM	0	
338,740	E	CBUQ																		2	2		0	0	CBUQ	BOM	0	

INVENTÁRIO DO ESTADO DA SUPERFÍCIE DO PAVIMENTO																											DNIT-PRO 06					
RODOVIA: BR-116 (MG)																	SEGMENTO: 0,000 ao 817,000										DATA: 03/2007					
TRECHO: Div. BA/MG - Div. MG/RJ																	AVALIADOR: Gerson										PISTA: Simples			FOLHA:		
km	Faixa	Pista Tipo Rev.	OK	FC-1			FC-2		FC-3		AF	O	P	EX	D	R	ALC	ATC	DG	Flecha		% de Área			ACOSTAMENTO							
				FI (1)	TTC (1)	TLC (1)	J (2)	TB (2)	JE (3)	E (3)										TRI	TRE	FC-1	FC-2	FC-3	Tipo	Estado	Deg cm	OBS.				
338,760	D	CBUQ																		2	2		0	0	CBUQ	BOM	0					
338,780	E	CBUQ																		2	2		0	0	CBUQ	BOM	0					
338,800	D	CBUQ																		2	2		0	0	CBUQ	BOM	0					
338,820	E	CBUQ																		2	2		0	0	CBUQ	BOM	0					
338,840	D	CBUQ																		2	2		0	0	CBUQ	BOM	0					
338,860	E	CBUQ																		2	2		0	0	CBUQ	BOM	0					
338,880	D	CBUQ																		2	2		0	0	CBUQ	BOM	0					
338,900	E	CBUQ																		2	2		0	0	CBUQ	BOM	0					
338,920	D	CBUQ																		2	2		0	0	CBUQ	BOM	0					
338,940	E	CBUQ																		2	2		0	0	CBUQ	BOM	0					
338,960	D	CBUQ																		2	2		0	0	CBUQ	BOM	0					
338,980	E	CBUQ																		2	2		0	0	CBUQ	BOM	0					
339,000	D	CBUQ																		2	2		0	0	CBUQ	BOM	0	Ponte				
339,020	E	CBUQ																		2	2		0	0	CBUQ	BOM	0	Início				
339,040	D	CBUQ																		2	2		0	0	CBUQ	BOM	0	339+318				
339,060	E	CBUQ																		2	2		0	0	CBUQ	BOM	0	final				
339,080	D	CBUQ																		2	2		0	0	CBUQ	BOM	0	339+354				
339,100	E	CBUQ																		2	2		0	0	CBUQ	BOM	0					
339,120	D	CBUQ																		2	2		0	0	CBUQ	BOM	0					
339,140	E	CBUQ																		2	2		0	0	CBUQ	BOM	0					
339,160	D	CBUQ																		2	2		0	0	CBUQ	BOM	0					
339,180	E	CBUQ																		2	2		0	0	CBUQ	BOM	0					
339,200	D	CBUQ																		2	2		0	0	CBUQ	BOM	0					
339,220	E	CBUQ																		2	2		0	0	CBUQ	BOM	0					
339,240	D	CBUQ																		2	2		0	0	CBUQ	BOM	0					
339,260	E	CBUQ																		2	2		0	0	CBUQ	BOM	0					
339,280	D	CBUQ																		2	2		0	0	CBUQ	BOM	0					
339,300	E	CBUQ																		2	2		0	0	CBUQ	BOM	0					
339,320	D	CBUQ																		1	1		0	0	CONCRETO							
339,340	E	CBUQ																		1	1		0	0	CONCRETO							
339,360	D	CBUQ																		2	2		0	0	CBUQ	BOM	0					
339,380	E	CBUQ																		2	2		0	0	CBUQ	BOM	0					
339,400	D	CBUQ																		2	2		0	0	CBUQ	BOM	0					

INVENTÁRIO DO ESTADO DA SUPERFÍCIE DO PAVIMENTO																												DNIT-PRO 06			
RODOVIA: BR-116 (MG)												SEGMENTO: 0,000 ao 817,000												DATA: 03/2007							
TRECHO: Div. BA/MG - Div. MG/RJ												AVALIADOR: Gerson												PISTA: Simples				FOLHA:			
km	Faixa	Pista Tipo Rev.	OK	FC-1			FC-2		FC-3		AF	O	P	EX	D	R	ALC	ATC	DG	Flecha		% de Área			ACOSTAMENTO						
				FI	TTC	TLC	J	TB	JE	E										Tipo	Estado	Deg cm	OBS.								
				(1)	(1)	(1)	(2)	(2)	(3)	(3)														TRI	TRE	FC-1	FC-2	FC-3			
339,420	E	CBUQ																		2	2		0	0	CBUQ	BOM	0				
339,440	D	CBUQ																		2	2		0	0	CBUQ	BOM	0				
339,460	E	CBUQ																		2	2		0	0	CBUQ	BOM	0				
339,480	D	CBUQ																		2	2		0	0	CBUQ	BOM	0				
339,500	E	CBUQ																		2	2		0	0	CBUQ	BOM	0				
339,520	D	CBUQ																		2	2		0	0	CBUQ	BOM	0				
339,540	E	CBUQ		X																8	8		0	0	CBUQ	BOM	0				
339,560	D	CBUQ			X	X				X										22	15		0	0	CBUQ	BOM	0				
339,580	E	CBUQ					X			X										35	12		10	20	CBUQ	BOM	0				
339,600	D	CBUQ		X										X						5	5		0	0	BASE	REG	5				
339,620	E	CBUQ		X										X						15	8		0	0	TS	REG	5				
339,640	D	CBUQ		X																3	3		0	0	BASE	REG	5				
339,660	E	CBUQ		X																10	10		0	0	TS	REG	5				
339,680	D	CBUQ		X																8	8		0	0	BASE	BOM	10				
339,700	E	CBUQ		X																5	5		0	0	TS	REG	5				
339,720	D	CBUQ																		8	5		0	0	BASE	BOM	10				
339,740	E	CBUQ																		4	4		0	0	TS	REG	5				
339,760	D	CBUQ		X																6	7		0	0	BASE	BOM	10				
339,780	E	CBUQ												X						6	6		0	0	TS	REG	5				
339,800	D	CBUQ		X					X											10	25		0	20	TS	REG	5				
339,820	E	CBUQ		X										X						5	5		0	0	TS	REG	5				
339,840	D	CBUQ		X										X						5	5		0	0	TS	REG	5				
339,860	E	CBUQ		X																15	15		0	0	TS	REG	5				
339,880	D	CBUQ		X																10	12		0	0	TS	REG	5				
339,900	E	CBUQ		X																10	10		0	0	TS	REG	5				
339,920	D	CBUQ		X									X							3	5		0	0	TS	REG	5				
339,940	E	CBUQ			X															8	10		0	0	TS	REG	5				
339,960	D	CBUQ		X																10	10		0	0	TS	REG	5				
339,980	E	CBUQ		X	X															6	6		0	0	TS	REG	5				
340,000	D	CBUQ		X									X							5	5		0	0	TS	BOM	3				
340,020	E	CBUQ		X									X							10	10		0	0	TS	BOM	3				
340,040	D	CBUQ											X							8	7		0	0	TS	BOM	3				
340,060	E	CBUQ		X									X							7	6		0	0	TS	BOM	3				

INVENTÁRIO DO ESTADO DA SUPERFÍCIE DO PAVIMENTO																												DNIT-PRO 06			
RODOVIA: BR-116 (MG)												SEGMENTO: 0,000 ao 817,000												DATA: 03/2007							
TRECHO: Div. BA/MG - Div. MG/RJ												AVALIADOR: Gerson												PISTA: Simples				FOLHA:			
km	Faixa	Pista Tipo Rev.	OK	FC-1			FC-2		FC-3		AF	O	P	EX	D	R	ALC	ATC	DG	Flecha		% de Área			ACOSTAMENTO						
				FI	TTC	TLC	J	TB	JE	E										TRI	TRE	FC-1	FC-2	FC-3	Tipo	Estado	Deg	OBS.			
				(1)	(1)	(1)	(2)	(2)	(3)	(3)										(4)	(5)	(5)	(6)	(7)	(8)					cm	
340,080	D	CBUQ		X	X								X							5	8		0	0	TS	BOM	3				
340,100	E	CBUQ		X	X	X							X							4	6		0	0	TS	BOM	3				
340,120	D	CBUQ		X									X							4	8		0	0	TS	BOM	3				
340,140	E	CBUQ		X	X							X	X							10	10		0	0	TS	BOM	3				
340,160	D	CBUQ		X	X	X							X							4	8		0	0	TS	BOM	3				
340,180	E	CBUQ		X									X							5	10		0	0	TS	BOM	3				
340,200	D	CBUQ		X																8	10		0	0	TS	BOM	3				
340,220	E	CBUQ		X	X								X							10	10		0	0	TS	BOM	3				
340,240	D	CBUQ		X																5	5		0	0	TS	BOM	3				
340,260	E	CBUQ			X	X				X			X	X						35	25		0	20	TS	BOM	3				
340,280	D	CBUQ		X	X	X				X				X						25	15		0	5	TS	BOM	3				
340,300	E	CBUQ			X	X								X						20	10		0	0	TS	BOM	3				
340,320	D	CBUQ		X										X						12	5		0	0	TS	BOM	3				
340,340	E	CBUQ		X	X	X								X						5	5		0	0	TS	BOM	3				
340,360	D	CBUQ								X				X						15	8		0	10	TS	BOM	3				
340,380	E	CBUQ		X	X	X							X							6	6		0	0	TS	BOM	3				
340,400	D	CBUQ		X	X	X														5	5		0	0	TS	BOM	3				
340,420	E	CBUQ			X	X														10	10		0	0	CBUQ	BOM	0				
340,440	D	CBUQ			X	X								X						8	7		0	0	TS	BOM	3				
340,460	E	CBUQ		X	X	X				X				X						30	8		0	0	CBUQ	BOM	0				
340,480	D	CBUQ		X	X	X														5	10		0	0	TS	BOM	3				
340,500	E	CBUQ		X						X			X	X						5	25		0	10	CBUQ	BOM	0				
340,520	D	CBUQ		X									X	X		X				7	4		0	0	TS	BOM	3				
340,540	E	CBUQ		X												X				10	6		0	0	CBUQ	BOM	0				
340,560	D	CBUQ		X						X				X						10	30		0	0	TS	BOM	3				
340,580	E	CBUQ		X										X						12	12		0	0	CBUQ	BOM	0				
340,600	D	CBUQ		X										X						4	8		0	0	TS	BOM	3				
340,620	E	CBUQ		X										X						12	12		0	0	TS	BOM	3				
340,640	D	CBUQ		X										X						5	5		0	0	TS	BOM	3				
340,660	E	CBUQ		X										X						10	10		0	0	TS	BOM	3				
340,680	D	CBUQ		X										X						8	4		0	0	TS	BOM	3				
340,700	E	CBUQ		X										X						8	12		0	0	TS	BOM	3				
340,720	D	CBUQ		X																5	5		0	0	TS	BOM	3				

INVENTÁRIO DO ESTADO DA SUPERFICIE DO PAVIMENTO																											DNIT-PRO 06			
RODOVIA: BR-116 (MG)																	SEGMENTO: 0,000 ao 817,000										DATA: 03/2007			
TRECHO: Div. BA/MG - Div. MG/RJ																	AVALIADOR: Gerson										PISTA: Simples		FOLHA:	
km	Faixa	Pista Tipo Rev.	OK	FC-1			FC-2		FC-3		AF	O	P	EX	D	R	ALC	ATC	DG	Flecha		% de Área			ACOSTAMENTO					
				FI	TTC	TLC	J	TB	JE	E										TRI	TRE	FC-1	FC-2	FC-3	Tipo	Estado	Deg cm	OBS.		
				(1)	(1)	(1)	(2)	(2)	(3)	(3)										(4)	(5)	(5)	(6)	(7)					(8)	
340,740	E	CBUQ		X										X						8	13		0	0	TS	BOM	3			
340,760	D	CBUQ		X	X	X								X						4	4		0	0	TS	BOM	3			
340,780	E	CBUQ		X										X						6	12		0	0	TS	BOM	3			
340,800	D	CBUQ		X										X						6	4		0	0	TS	BOM	3			
340,820	E	CBUQ		X										X						4	10		0	0	TS	BOM	3			
340,840	D	CBUQ		X	X	X								X						4	4		0	0	TS	BOM	3			
340,860	E	CBUQ		X										X						5	5		0	0	TS	BOM	3			
340,880	D	CBUQ		X	X	X								X						3	3		0	0	TS	BOM	3			
340,900	E	CBUQ		X										X						6	7		0	0	TS	BOM	3			
340,920	D	CBUQ		X										X						4	4		0	0	TS	BOM	3			
340,940	E	CBUQ		X	X	X								X						5	5		0	0	TS	BOM	3			
340,960	D	CBUQ		X	X	X	X							X						3	3		0	0	TS	BOM	3			
340,980	E	CBUQ		X	X	X								X						5	8		10	0	TS	BOM	3			
341,000	D	CBUQ		X	X	X								X						4	4		0	0	TS	BOM	3			
341,020	E	CBUQ		X									X	X						8	8		0	0	TS	BOM	3			
341,040	D	CBUQ					X							X						3	5		20	0	TS	BOM	3			
341,060	E	CBUQ		X										X						5	9		0	0	TS	BOM	3			
341,080	D	CBUQ		X		X														3	4		0	0	TS	BOM	3			
341,100	E	CBUQ		X	X	X								X						6	6		0	0	TS	BOM	3			
341,120	D	CBUQ			X	X	X													3	5		20	0	TS	BOM	3			
341,140	E	CBUQ		X										X						4	6		0	0	TS	BOM	3			
341,160	D	CBUQ		X			X							X						3	3		10	0	TS	BOM	3			
341,180	E	CBUQ		X										X						6	6		0	0	TS	BOM	3			
341,200	D	CBUQ		X	X	X	X							X						3	4		10	0	TS	BOM	3			
341,220	E	CBUQ		X										X						5	5		0	0	TS	BOM	3			
341,240	D	CBUQ					X													3	5		20	0	TS	BOM	3			
341,260	E	CBUQ		X										X						5	5		0	0	TS	BOM	3			
341,280	D	CBUQ			X	X								X						4	4		0	0	TS	BOM	3			
341,300	E	CBUQ		X			X							X						4	4		20	0	TS	BOM	3			
341,320	D	CBUQ		X			X							X						3	8		40	0	TS	BOM	3			
341,340	E	CBUQ		X			X							X						3	3		20	0	TS	BOM	3			
341,360	D	CBUQ			X	X								X						3	6		0	0	TS	BOM	3			
341,380	E	CBUQ					X							X						4	8		80	0	TS	BOM	3			

INVENTÁRIO DO ESTADO DA SUPERFICIE DO PAVIMENTO																									DNIT-PRO 06			
RODOVIA: BR-116 (MG)												SEGMENTO: 0,000 ao 817,000													DATA: 03/2007			
TRECHO: Div. BA/MG - Div. MG/RJ												AVALIADOR: Gerson										PISTA: Simples			FOLHA:			
km	Faixa	Pista Tipo Rev.	OK	FC-1			FC-2		FC-3		AF	O	P	EX	D	R	ALC	ATC	DG	Flecha		% de Área			ACOSTAMENTO			
				FI	TTC	TLC	J	TB	JE	E										TRI	TRE	FC-1	FC-2	FC-3	Tipo	Estado	Deg cm	OBS.
				(1)	(1)	(1)	(2)	(2)	(3)	(3)										(4)	(5)	(5)	(6)	(7)				
341,400	D	CBUQ		X			X							X						3	6		10	0	TS	BOM	3	
341,420	E	CBUQ		X										X						4	4		0	0	TS	BOM	3	
341,440	D	CBUQ			X	X								X						3	4		0	0	TS	BOM	3	
341,460	E	CBUQ					X							X						4	4		20	0	TS	BOM	3	
341,480	D	CBUQ			X	X								X						3	3		0	0	TS	BOM	3	
341,500	E	CBUQ					X							X						5	8		25	0	TS	BOM	3	
341,520	D	CBUQ		X			X													3	5		20	0	TS	BOM	3	
341,540	E	CBUQ		X																5	5		0	0	TS	BOM	3	
341,560	D	CBUQ			X	X														3	3		0	0	TS	BOM	3	
341,580	E	CBUQ		X																3	3		0	0	TS	BOM	3	
341,600	D	CBUQ		X																3	2		0	0	TS	BOM	3	
341,620	E	CBUQ		X			X													8	8		10	0	TS	BOM	3	
341,640	D	CBUQ		X																3	3		0	0	TS	BOM	3	
341,660	E	CBUQ		X		X				X				X						20	20		0	10	TS	BOM	3	
341,680	D	CBUQ		X			X													10	4		20	0	TS	BOM	3	
341,700	E	CBUQ			X	X	X									X				5	10		50	0	TS	BOM	3	
341,720	D	CBUQ		X										X						5	5		0	0	TS	BOM	3	
341,740	E	CBUQ		X										X			X			15	15		0	0	TS	BOM	3	
341,760	D	CBUQ		X																3	3		0	0	TS	BOM	3	
341,780	E	CBUQ		X			X													8	10		40	0	TS	BOM	3	
341,800	D	CBUQ		X																5	5		0	0	TS	BOM	3	
341,820	E	CBUQ		X										X						6	5		0	0	TS	BOM	3	
341,840	D	CBUQ		X																4	4		0	0	TS	BOM	3	
341,860	E	CBUQ		X																6	6		0	0	TS	BOM	3	
341,880	D	CBUQ		X																2	2		0	0	TS	BOM	3	
341,900	E	CBUQ		X										X						5	5		0	0	TS	BOM	3	
341,920	D	CBUQ		X			X							X						4	4		10	0	TS	BOM	3	
341,940	E	CBUQ		X			X							X						8	8		20	0	TS	BOM	3	
341,960	D	CBUQ		X										X						5	5		0	0	TS	BOM	3	
341,980	E	CBUQ		X										X						3	3		0	0	TS	BOM	3	
342,000	D	CBUQ		X	X	X														2	2		0	0	TS	BOM	3	
342,020	E	CBUQ		X		X														3	3		0	0	TS	BOM	3	
342,040	D	CBUQ			X	X														4	4		0	0	TS	BOM	3	

INVENTÁRIO DO ESTADO DA SUPERFÍCIE DO PAVIMENTO																											DNIT-PRO 06					
RODOVIA: BR-116 (MG)																	SEGMENTO: 0,000 ao 817,000										DATA: 03/2007					
TRECHO: Div. BA/MG - Div. MG/RJ																	AVALIADOR: Gerson										PISTA: Simples			FOLHA:		
km	Faixa	Pista Tipo Rev.	OK	FC-1			FC-2		FC-3		AF	O	P	EX	D	R	ALC	ATC	DG	Flecha		% de Área			ACOSTAMENTO							
				FI	TTC	TLC	J	TB	JE	E										TRI	TRE	FC-1	FC-2	FC-3	Tipo	Estado	Deg	OBS.				
				(1)	(1)	(1)	(2)	(2)	(3)	(3)										(4)	(5)	(5)	(6)	(7)	(8)					cm		
342,060	E	CBUQ		X																2	3		0	0	TS	BOM	3					
342,080	D	CBUQ		X	X	X														2	2		0	0	CBUQ	BOM	0					
342,100	E	CBUQ					X		X				X							3	3		70	10	TS	BOM	3					
342,120	D	CBUQ		X	X	X								X						2	4		0	0	CBUQ	BOM	0					
342,140	E	CBUQ			X	X														3	2		0	0	TS	BOM	3					
342,160	D	CBUQ		X					X											2	4		20	0	CBUQ	BOM	0					
342,180	E	CBUQ			X	X			X											2	2		15	0	TS	BOM	3					
342,200	D	CBUQ		X																2	2		0	0	CBUQ	BOM	0					
342,220	E	CBUQ			X	X	X													2	4		40	0	TS	BOM	3					
342,240	D	CBUQ			X	X	X													2	2		20	0	CBUQ	BOM	0					
342,260	E	CBUQ			X	X														2	2		0	0	TS	BOM	3					
342,280	D	CBUQ		X			X													3	3		20	0	CBUQ	BOM	0					
342,300	E	CBUQ			X	X	X													5	3		20	0	TS	BOM	3					
342,320	D	CBUQ		X	X	X														3	5		0	0	CBUQ	BOM	0					
342,340	E	CBUQ			X	X														2	2		0	0	CBUQ	BOM	0					
342,360	D	CBUQ		X	X	X														2	2		0	0	CBUQ	BOM	0					
342,380	E	CBUQ			X	X														2	2		0	0	CBUQ	BOM	0					
342,400	D	CBUQ		X																2	2		0	0	CBUQ	BOM	0					
342,420	E	CBUQ			X	X														2	2		0	0	CBUQ	BOM	0					
342,440	D	CBUQ		X																2	2		0	0	CBUQ	BOM	0					
342,460	E	CBUQ			X	X														2	2		0	0	CBUQ	BOM	0					
342,480	D	CBUQ			X	X														2	2		0	0	CBUQ	BOM	0					
342,500	E	CBUQ			X	X	X													2	3		20	0	CBUQ	BOM	0					
342,520	D	CBUQ				X	X													2	4		40	0	CBUQ	BOM	0					
342,540	E	CBUQ		X																2	2		0	0	CBUQ	BOM	0					
342,560	D	CBUQ			X	X	X													2	3		10	0	CBUQ	BOM	0					
342,580	E	CBUQ			X	X														2	2		0	0	CBUQ	BOM	0					
342,600	D	CBUQ		X																2	2		0	0	CBUQ	BOM	0					
342,620	E	CBUQ			X	X														2	2		0	0	CBUQ	BOM	0					
342,640	D	CBUQ		X																2	2		0	0	CBUQ	BOM	0					
342,660	E	CBUQ		X																2	2			0	CBUQ	BOM	0					
342,680	D	CBUQ			X	X	X													2	6		40	0	CBUQ	BOM	0					
342,700	E	CBUQ			X	X														2	2		0	0	CBUQ	BOM	0					

INVENTÁRIO DO ESTADO DA SUPERFÍCIE DO PAVIMENTO																											DNIT-PRO 06			
RODOVIA: BR-116 (MG)																	SEGMENTO: 0,000 ao 817,000										DATA: 03/2007			
TRECHO: Div. BA/MG - Div. MG/RJ																	AVALIADOR: Gerson										PISTA: Simples		FOLHA:	
km	Faixa	Pista Tipo Rev.	OK	FC-1			FC-2		FC-3		AF	O	P	EX	D	R	ALC	ATC	DG	Flecha		% de Área			ACOSTAMENTO					
				FI	TTC	TLC	J	TB	JE	E										TRI	TRE	FC-1	FC-2	FC-3	Tipo	Estado	Deg cm	OBS.		
				(1)	(1)	(1)	(2)	(2)	(3)	(3)																			(4)	(5)
342,720	D	CBUQ							X				X							2	6		0	0	CBUQ	BOM	0			
342,740	E	CBUQ		X																2	2		0	0	CBUQ	BOM	0			
342,760	D	CBUQ		X																2	2		0	0	CBUQ	BOM	0			
342,780	E	CBUQ			X	X														2	2		0	0	CBUQ	BOM	0			
342,800	D	CBUQ		X																2	2		0	0	CBUQ	BOM	0			
342,820	E	CBUQ		X																2	2		0	0	CBUQ	BOM	0			
342,840	D	CBUQ			X	X	X													2	4		20	0	CBUQ	BOM	0			
342,860	E	CBUQ			X	X														2	2		0	0	CBUQ	BOM	0			
342,880	D	CBUQ					X													2	5		20	0	CBUQ	BOM	0			
342,900	E	CBUQ		X																2	2		0	0	CBUQ	BOM	0			
342,920	D	CBUQ		X																2	2		0	0	CBUQ	BOM	0			
342,940	E	CBUQ			X	X	X													2	4		20	0	CBUQ	BOM	0			
342,960	D	CBUQ			X	X	X						X							2	6		30	0	CBUQ	BOM	0			
342,980	E	CBUQ					X													2	5		30	0	CBUQ	BOM	0			
343,000	D	CBUQ							X				X							2	6		0	50	CBUQ	BOM	0			
343,020	E	CBUQ			X	X			X				X							2	5		0	50	CBUQ	BOM	0			
343,040	D	CBUQ							X				X							2	6		0	50	CBUQ	BOM	0			
343,060	E	CBUQ		X			X													2	2		10	0	CBUQ	BOM	0			
343,080	D	CBUQ		X			X													2	3		20	0	CBUQ	BOM	0			
343,100	E	CBUQ		X																2	2		0	0	CBUQ	BOM	0			
343,120	D	CBUQ							X				X							2	5		0	40	CBUQ	BOM	0			
343,140	E	CBUQ			X	X	X		X											2	5		40	10	CBUQ	BOM	0			
343,160	D	CBUQ			X	X			X				X							2	5		0	50	CBUQ	BOM	0			
343,180	E	CBUQ			X	X	X													2	2		20	0	CBUQ	BOM	0			
343,200	D	CBUQ		X																2	2		0	0	CBUQ	BOM	0			
343,220	E	CBUQ		X																2	2		0	0	CBUQ	BOM	0			
343,240	D	CBUQ		X																2	2		0	0	CBUQ	BOM	0			
343,260	E	CBUQ			X	X														2	2		0	0	CBUQ	BOM	0			
343,280	D	CBUQ							X				X			X				5	6		0	80	CBUQ	BOM	0			
343,300	E	CBUQ			X	X	X													4	2		50	0	CBUQ	BOM	0			
343,320	D	CBUQ							X				X							2	4		0	40	CBUQ	BOM	0			
343,340	E	CBUQ		X	X	X														2	2		20	0	CBUQ	BOM	0			
343,360	D	CBUQ				X	X													2	5		20	0	CBUQ	BOM	0			

INVENTÁRIO DO ESTADO DA SUPERFÍCIE DO PAVIMENTO																											DNIT-PRO 06					
RODOVIA: BR-116 (MG)																		SEGMENTO: 0,000 ao 817,000									DATA: 03/2007					
TRECHO: Div. BA/MG - Div. MG/RJ																		AVALIADOR: Gerson									PISTA: Simples			FOLHA:		
km	Faixa	Pista Tipo Rev.	OK	FC-1			FC-2		FC-3		AF	O	P	EX	D	R	ALC	ATC	DG	Flecha		% de Área			ACOSTAMENTO							
				FI	TTC	TLC	J	TB	JE	E										TRI	TRE	FC-1	FC-2	FC-3	Tipo	Estado	Deg cm	OBS.				
				(1)	(1)	(1)	(2)	(2)	(3)	(3)																			(4)	(5)	(5)	(6)
343,380	E	CBUQ			X	X														2	2		0	0	CBUQ	BOM	0					
343,400	D	CBUQ			X	X			X											2	6		0	70	CBUQ	BOM	0					
343,420	E	CBUQ			X	X														2	2		0	0	CBUQ	BOM	0					
343,440	D	CBUQ							X				X							5	5		0	80	CBUQ	BOM	0					
343,460	E	CBUQ		X	X	X														2	2		0	0	CBUQ	BOM	0					
343,480	D	CBUQ							X											4	2		0	20	CBUQ	BOM	0					
343,500	E	CBUQ					X								X					4	2		30	0	CBUQ	BOM	0					
343,520	D	CBUQ					X													4	4		80	0	CBUQ	BOM	0					
343,540	E	CBUQ							X				X		X					4	2		0	50	CBUQ	BOM	0					
343,560	D	CBUQ		X																2	2		0	0	CBUQ	BOM	0					
343,580	E	CBUQ					X						X							2	4		30	0	CBUQ	BOM	0					
343,600	D	CBUQ					X								X					2	6		50	0	CBUQ	BOM	0					
343,620	E	CBUQ					X													2	4		20	0	CBUQ	BOM	0					
343,640	D	CBUQ		X			X													2	6		20	0	CBUQ	BOM	0					
343,660	E	CBUQ			X	X														2	2		0	0	CBUQ	BOM	0					
343,680	D	CBUQ					X													2	4		20	0	CBUQ	BOM	0					
343,700	E	CBUQ		X																2	2		0	0	CBUQ	BOM	0					
343,720	D	CBUQ			X	X														2	3		0	0	CBUQ	BOM	0					
343,740	E	CBUQ		X																2	2		0	0	CBUQ	BOM	0					
343,760	D	CBUQ		X																2	2		0	0	CBUQ	BOM	0					
343,780	E	CBUQ		X																2	2		0	0	CBUQ	BOM	0					
343,800	D	CBUQ		X																2	2		0	0	CBUQ	BOM	0					
343,820	E	CBUQ		X																2	2		0	0	CBUQ	BOM	0					
343,840	D	CBUQ		X																2	2		0	0	CBUQ	BOM	0					
343,860	E	CBUQ		X																2	2		0	0	CBUQ	BOM	0					
343,880	D	CBUQ		X																2	2		0	0	CBUQ	BOM	0					
343,900	E	CBUQ		X																2	2		0	0	CBUQ	BOM	0					
343,920	D	CBUQ				X														2	8		30	0	CBUQ	BOM	0					
343,940	E	CBUQ		X																2	2		0	0	CBUQ	BOM	0					
343,960	D	CBUQ		X			X													2	4		10	0	CBUQ	BOM	0					
343,980	E	CBUQ					X													5	2		50	0	CBUQ	BOM	0					
344,000	D	CBUQ					X													2	5		10	0	CBUQ	BOM	0					
344,020	E	CBUQ		X																2	2		0	0	CBUQ	BOM	0					

INVENTÁRIO DO ESTADO DA SUPERFÍCIE DO PAVIMENTO																												DNIT-PRO 06			
RODOVIA: BR-116 (MG)												SEGMENTO: 0,000 ao 817,000												DATA: 03/2007							
TRECHO: Div. BA/MG - Div. MG/RJ												AVALIADOR: Gerson												PISTA: Simples				FOLHA:			
km	Faixa	Pista Tipo Rev.	OK	FC-1			FC-2		FC-3		AF	O	P	EX	D	R	ALC	ATC	DG	Flecha		% de Área			ACOSTAMENTO						
				FI	TTC	TLC	J	TB	JE	E										TRI	TRE	FC-1	FC-2	FC-3	Tipo	Estado	Deg cm	OBS.			
				(1)	(1)	(1)	(2)	(2)	(3)	(3)																					
344,040	D	CBUQ		X																2	4		0	0	CBUQ	BOM	0				
344,060	E	CBUQ		X																2	3		0	0	CBUQ	BOM	0				
344,080	D	CBUQ		X																2	2		0	0	CBUQ	BOM	0				
344,100	E	CBUQ		X																2	3		0	0	CBUQ	BOM	0				
344,120	D	CBUQ		X																2	3		0	0	CBUQ	BOM	0				
344,140	E	CBUQ		X																2	2		0	0	CBUQ	BOM	0				
344,160	D	CBUQ		X																2	3		0	0	CBUQ	BOM	0				
344,180	E	CBUQ		X																2	2		0	0	CBUQ	BOM	0				
344,200	D	CBUQ		X																2	2		0	0	CBUQ	BOM	0				
344,220	E	CBUQ					X													2	4		20	0	CBUQ	BOM	0				
344,240	D	CBUQ				X	X													2	5		20	0	CBUQ	BOM	0				
344,260	E	CBUQ					X		X				X							2	3		20	10	CBUQ	BOM	0				
344,280	D	CBUQ				X														2	2		0	0	CBUQ	BOM	0				
344,300	E	CBUQ		X																2	2		0	0	CBUQ	BOM	0				
344,320	D	CBUQ		X																2	2		0	0	CBUQ	BOM	0				
344,340	E	CBUQ		X																2	2		0	0	CBUQ	BOM	0				
344,360	D	CBUQ		X																2	2		0	0	CBUQ	BOM	0				
344,380	E	CBUQ		X																2	2		0	0	CBUQ	BOM	0				
344,400	D	CBUQ		X			X								X					2	5		20	0	CBUQ	BOM	0				
344,420	E	CBUQ		X			X													2	4		20	0	CBUQ	BOM	0				
344,440	D	CBUQ					X													2	5		30	0	CBUQ	BOM	0				
344,460	E	CBUQ		X																2	2		0	0	CBUQ	BOM	0				
344,480	D	CBUQ			X	X	X													2	6		30	0	CBUQ	BOM	0				
344,500	E	CBUQ		X																2	2		0	0	CBUQ	BOM	0				
344,520	D	CBUQ		X																2	2		0	0	CBUQ	BOM	0				
344,540	E	CBUQ		X																2	2		0	0	CBUQ	BOM	0				
344,560	D	CBUQ					X													2	4		20	0	CBUQ	BOM	0				
344,580	E	CBUQ		X																2	2		0	0	CBUQ	BOM	0				
344,600	D	CBUQ		X																2	3		0	0	CBUQ	BOM	0				
344,620	E	CBUQ		X																2	2		0	0	CBUQ	BOM	0				
344,640	D	CBUQ					X													2	2		20	0	CBUQ	BOM	0				
344,660	E	CBUQ							X				X							4	2		0	40	CBUQ	BOM	0				
344,680	D	CBUQ							X											2	4		0	40	CBUQ	BOM	0				

INVENTÁRIO DO ESTADO DA SUPERFÍCIE DO PAVIMENTO																												DNIT-PRO 06	
RODOVIA: BR-116 (MG)												SEGMENTO: 0,000 ao 817,000														DATA: 03/2007			
TRECHO: Div. BA/MG - Div. MG/RJ												AVALIADOR: Gerson										PISTA: Simples						FOLHA:	
km	Faixa	Pista Tipo Rev.	OK	FC-1			FC-2		FC-3		AF	O	P	EX	D	R	ALC	ATC	DG	Flecha		% de Área			ACOSTAMENTO				
				FI	TTC	TLC	J	TB	JE	E										TRI	TRE	FC-1	FC-2	FC-3	Tipo	Estado	Deg cm	OBS.	
				(1)	(1)	(1)	(2)	(2)	(3)	(3)										(4)	(5)	(5)	(6)	(7)	(8)				
344,700	E	CBUQ		X																2	2		0	0	CBUQ	BOM	0		
344,720	D	CBUQ			X	X	X													2	4		10	0	CBUQ	BOM	0		
344,740	E	CBUQ		X																2	2		0	0	CBUQ	BOM	0		
344,760	D	CBUQ		X																2	2		0	0	CBUQ	BOM	0		
344,780	E	CBUQ		X																2	2		0	0	CBUQ	BOM	0		
344,800	D	CBUQ		X																2	2		0	0	CBUQ	BOM	0		
344,820	E	CBUQ		X																2	2		0	0	CBUQ	BOM	0		
344,840	D	CBUQ							X				X							3	5		0	90	CBUQ	BOM	0		
344,860	E	CBUQ		X																2	4		0	0	CBUQ	BOM	0		
344,880	D	CBUQ							X				X							8	8		0	90	CBUQ	BOM	0		
344,900	E	CBUQ		X																2	2		0	0	CBUQ	BOM	0		
344,920	D	CBUQ							X											2	6		0	50	CBUQ	BOM	0		
344,940	E	CBUQ		X																2	2		0	0	CBUQ	BOM	0		
344,960	D	CBUQ		X																2	4		0	0	CBUQ	BOM	0		
344,980	E	CBUQ		X																2	2		0	0	CBUQ	BOM	0		
345,000	D	CBUQ							X				X			X				2	5		0	40	CBUQ	BOM	0		
345,020	E	CBUQ			X	X														2	3		0	0	CBUQ	BOM	0		
345,040	D	CBUQ			X	X	X													2	5		40	0	CBUQ	BOM	0		
345,060	E	CBUQ		X																2	2		0	0	CBUQ	BOM	0		
345,080	D	CBUQ		X																2	5		0	0	CBUQ	BOM	0		
345,100	E	CBUQ					X									X				2	4		20	0	CBUQ	BOM	0		
345,120	D	CBUQ		X																2	2		0	0	CBUQ	BOM	0		
345,140	E	CBUQ			X	X														2	2		0	0	CBUQ	BOM	0		
345,160	D	CBUQ			X	X														2	2		0	0	CBUQ	BOM	0		
345,180	E	CBUQ							X											3	3		0	100	CBUQ	BOM	0	Ponte	
345,200	D	CBUQ			X	X							X							2	2		0	0	CBUQ	BOM	0	Ponte	
345,220	E	CBUQ			X	X							X							2	2		0	20	CBUQ	BOM	0	Ponte	
345,240	D	CBUQ			X	X														2	2		0	0	CBUQ	BOM	0	Ponte	
345,260	E	CBUQ							X				X			X				4	6		0	100	CBUQ	BOM	0		
345,280	D	CBUQ				X														2	2		0	0	CBUQ	BOM	0		
345,300	E	CBUQ							X				X			X				8	10		0	0	CBUQ	BOM	0		
345,320	D	CBUQ					X													2	5		30	0	CBUQ	BOM	0		
345,340	E	CBUQ					X													2	4		20	0	CBUQ	BOM	0		

INVENTÁRIO DO ESTADO DA SUPERFÍCIE DO PAVIMENTO																											DNIT-PRO 06					
RODOVIA: BR-116 (MG)																		SEGMENTO: 0,000 ao 817,000									DATA: 03/2007					
TRECHO: Div. BA/MG - Div. MG/RJ																		AVALIADOR: Gerson									PISTA: Simples			FOLHA:		
km	Faixa	Pista Tipo Rev.	OK	FC-1			FC-2		FC-3		AF	O	P	EX	D	R	ALC	ATC	DG	Flecha		% de Área			ACOSTAMENTO							
				FI	TTC	TLC	J	TB	JE	E										TRI	TRE	FC-1	FC-2	FC-3	Tipo	Estado	Deg cm	OBS.				
				(1)	(1)	(1)	(2)	(2)	(3)	(3)																			(4)	(5)	(5)	(6)
345,360	D	CBUQ							X				X							2	6		0	30	CBUQ	BOM	0					
345,380	E	CBUQ					X													2	6		20	0	CBUQ	BOM	0					
345,400	D	CBUQ					X													2	4		10	0	CBUQ	BOM	0					
345,420	E	CBUQ					X													2	2		10	0	CBUQ	BOM	0					
345,440	D	CBUQ					X													2	3		10	0	CBUQ	BOM	0					
345,460	E	CBUQ					X													2	2		10	0	CBUQ	BOM	0					
345,480	D	CBUQ			X	X	X													2	4		10	0	CBUQ	BOM	0					
345,500	E	CBUQ					X													2	2		10	0	CBUQ	BOM	0					
345,520	D	CBUQ					X													2	4		20		CBUQ	BOM	0					
345,540	E	CBUQ			X	X			X				X							3	2		0	5	CBUQ	BOM	0					
345,560	D	CBUQ							X				X							5	6		0	70	CBUQ	BOM	0					
345,580	E	CBUQ							X				X							5	5		0	70	CBUQ	BOM	0					
345,600	D	CBUQ					X													2	5		20	0	CBUQ	BOM	0					
345,620	E	CBUQ			X	X														3	3		0	0	CBUQ	BOM	0					
345,640	D	CBUQ			X	X														2	4		0	0	CBUQ	BOM	0					
345,660	E	CBUQ		X																2	2		0	0	CBUQ	BOM	0					
345,680	D	CBUQ					X													2	4		20	0	CBUQ	BOM	0					
345,700	E	CBUQ					X													2	4		20	0	CBUQ	BOM	0					
345,720	D	CBUQ			X	X														2	4		0	0	CBUQ	BOM	0					
345,740	E	CBUQ			X	X	X													4	4		50	0	CBUQ	BOM	0					
345,760	D	CBUQ							X				X							2	8		0	50	CBUQ	BOM	0					
345,780	E	CBUQ					X													4	2		50	0	CBUQ	BOM	0					
345,800	D	CBUQ							X				X							2	7		0	0	CBUQ	BOM	0					
345,820	E	CBUQ		X											X					2	2		0	0	CBUQ	BOM	0					
345,840	D	CBUQ		X																2	2		0	0	CBUQ	BOM	0					
345,860	E	CBUQ		X																2	2		0	0	CBUQ	BOM	0					
345,880	D	CBUQ		X																2	2		0	0	CBUQ	BOM	0					
345,900	E	CBUQ		X																2	2		0	0	CBUQ	BOM	0					
345,920	D	CBUQ		X																2	2		0	0	CBUQ	BOM	0					
345,940	E	CBUQ		X																2	2		0	0	CBUQ	BOM	0					
345,960	D	CBUQ		X																2	2		0	0	CBUQ	BOM	0					
345,980	E	CBUQ		X																2	2		0	0	CBUQ	BOM	0					
346,000	D	CBUQ		X																2	2		0	0	CBUQ	BOM	0					

INVENTÁRIO DO ESTADO DA SUPERFÍCIE DO PAVIMENTO																												DNIT-PRO 06			
RODOVIA: BR-116 (MG)														SEGMENTO: 0,000 ao 817,000														DATA: 03/2007			
TRECHO: Div. BA/MG - Div. MG/RJ														AVALIADOR: Gerson														PISTA: Simples		FOLHA:	
km	Faixa	Pista Tipo Rev.	OK	FC-1			FC-2		FC-3		AF	O	P	EX	D	R	ALC	ATC	DG	Flecha		% de Área			ACOSTAMENTO						
				FI	TTC	TLC	J	TB	JE	E										TRI	TRE	FC-1	FC-2	FC-3	Tipo	Estado	Deg cm	OBS.			
				(1)	(1)	(1)	(2)	(2)	(3)	(3)																			(4)	(5)	(5)
346,020	E	CBUQ		X																2	2		0	0	CBUQ	BOM	0				
346,040	D	CBUQ		X																2	2		0	0	CBUQ	BOM	0				
346,060	E	CBUQ		X																2	2		0	0	CBUQ	BOM	0				
346,080	D	CBUQ		X																2	2		0	0	CBUQ	BOM	0				
346,100	E	CBUQ		X																2	2		0	0	CBUQ	BOM	0				
346,120	D	CBUQ					X													2	5		20	0	CBUQ	BOM	0				
346,140	E	CBUQ		X																2	2		0	0	CBUQ	BOM	0				
346,160	D	CBUQ					X													2	4		20	0	CBUQ	BOM	0				
346,180	E	CBUQ		X																2	2		3	0	CBUQ	BOM	0				
346,200	D	CBUQ		X																2	2		3	0	CBUQ	BOM	0				
346,220	E	CBUQ		X																2	2		0	0	CBUQ	BOM	0				
346,240	D	CBUQ		X																2	2		0	0	CBUQ	BOM	0				
346,260	E	CBUQ		X																2	2		0	0	CBUQ	BOM	0				
346,280	D	CBUQ		X																2	2		0	0	CBUQ	BOM	0				
346,300	E	CBUQ		X																2	2		0	0	CBUQ	BOM	0				
346,320	D	CBUQ		X																2	2		0	0	CBUQ	BOM	0				
346,340	E	CBUQ		X																2	2		0	0	CBUQ	BOM	0				
346,360	D	CBUQ		X																2	2		0	0	CBUQ	BOM	0				
346,380	E	CBUQ		X																2	2		0	0	CBUQ	BOM	0				
346,400	D	CBUQ		X																2	2		0	0	CBUQ	BOM	0				
346,420	E	CBUQ		X																2	2		0	0	CBUQ	BOM	0				
346,440	D	CBUQ		X																2	2		0	0	CBUQ	BOM	0				
346,460	E	CBUQ		X																2	2		0	0	CBUQ	BOM	0				
346,480	D	CBUQ		X																2	2		0	0	CBUQ	BOM	0				
346,500	E	CBUQ			X	X	X													2	4		40	0	CBUQ	BOM	0				
346,520	D	CBUQ				X														2	2		0	0	CBUQ	BOM	0				
346,540	E	CBUQ		X																2	2		0	0	CBUQ	BOM	0				
346,560	D	CBUQ				X														2	2		0	0	CBUQ	BOM	0				
346,580	E	CBUQ				X														2	2		0	0	CBUQ	BOM	0				
346,600	D	CBUQ		X																2	2		0	0	CBUQ	BOM	0				
346,620	E	CBUQ					X													2	5		40	0	CBUQ	BOM	0				
346,640	D	CBUQ		X																2	2		0	0	CBUQ	BOM	0				
346,660	E	CBUQ			X	X														2	2		0	0	CBUQ	BOM	0				

INVENTÁRIO DO ESTADO DA SUPERFÍCIE DO PAVIMENTO																												DNIT-PRO 06	
RODOVIA: BR-116 (MG)												SEGMENTO: 0,000 ao 817,000														DATA: 03/2007			
TRECHO: Div. BA/MG - Div. MG/RJ												AVALIADOR: Gerson										PISTA: Simples						FOLHA:	
km	Faixa	Pista Tipo Rev.	OK	FC-1			FC-2		FC-3		AF	O	P	EX	D	R	ALC	ATC	DG	Flecha		% de Área			ACOSTAMENTO				
				FI	TTC	TLC	J	TB	JE	E										TRI	TRE	FC-1	FC-2	FC-3	Tipo	Estado	Deg cm	OBS.	
				(1)	(1)	(1)	(2)	(2)	(3)	(3)																			(4)
346,680	D	CBUQ		X																2	2		0	0	CBUQ	BOM	0		
346,700	E	CBUQ					X													2	5		40	0	CBUQ	BOM	0		
346,720	D	CBUQ		X																2	2		0	0	CBUQ	BOM	0		
346,740	E	CBUQ					X													2	3		10	0	CBUQ	BOM	0		
346,760	D	CBUQ		X																2	2		0	0	CBUQ	BOM	0		
346,780	E	CBUQ					X													2	3		20	0	CBUQ	BOM	0		
346,800	D	CBUQ		X																2	2		0	0	CBUQ	BOM	0		
346,820	E	CBUQ					X													2	4		40	0	CBUQ	BOM	0		
346,840	D	CBUQ		X																2	2		0	0	CBUQ	BOM	0		
346,860	E	CBUQ					X													2	3		20	0	CBUQ	BOM	0		
346,880	D	CBUQ					X													2	5		30	0	CBUQ	BOM	0		
346,900	E	CBUQ					X													4	8		100	0	CBUQ	BOM	0		
346,920	D	CBUQ		X																2	2		0	0	CBUQ	BOM	0		
346,940	E	CBUQ					X													2	3		10	0	CBUQ	BOM	0		
346,960	D	CBUQ					X													1	4		10	0	CBUQ	BOM	0		
346,980	E	CBUQ					X													2	3		90	0	CBUQ	BOM	0		
347,000	D	CBUQ					X													2	6		10	0	CBUQ	BOM	0		
347,020	E	CBUQ					X									X				3	4		50	0	CBUQ	BOM	0		
347,040	D	CBUQ		X	X	X														2	2		0	0	CBUQ	BOM	0		
347,060	E	CBUQ					X									X				4	4		100	0	CBUQ	BOM	0		
347,080	D	CBUQ			X	X														2	2		0	0	CBUQ	BOM	0		
347,100	E	CBUQ					X													2	2		30	0	CBUQ	BOM	0		
347,120	D	CBUQ			X	X	X													3	6		40	0	CBUQ	BOM	0		
347,140	E	CBUQ			X	X	X													2	4		40	0	CBUQ	BOM	0		
347,160	D	CBUQ					X									X				5	5		40	0	CBUQ	BOM	0		
347,180	E	CBUQ					X													2	2		10	0	CBUQ	BOM	0		
347,200	D	CBUQ				X	X									X				2	5		40	0	CBUQ	BOM	0		
347,220	E	CBUQ		X			X													2	4		10	0	CBUQ	BOM	0		
347,240	D	CBUQ					X													2	3		10	0	CBUQ	BOM	0		
347,260	E	CBUQ					X													2	4		20	0	CBUQ	BOM	0		
347,280	D	CBUQ				X	X									X				2	4		10	0	CBUQ	BOM	0		
347,300	E	CBUQ		X																2	2		0	0	CBUQ	BOM	0		
347,320	D	CBUQ		X																2	2		0	0	CBUQ	BOM	0		

INVENTÁRIO DO ESTADO DA SUPERFICIE DO PAVIMENTO																											DNIT-PRO 06					
RODOVIA: BR-116 (MG)																	SEGMENTO: 0,000 ao 817,000										DATA: 03/2007					
TRECHO: Div. BA/MG - Div. MG/RJ																	AVALIADOR: Gerson										PISTA: Simples			FOLHA:		
km	Faixa	Pista Tipo Rev.	OK	FC-1			FC-2		FC-3		AF	O	P	EX	D	R	ALC	ATC	DG	Flecha		% de Área			ACOSTAMENTO							
				FI	TTC	TLC	J	TB	JE	E										TRI	TRE	FC-1	FC-2	FC-3	Tipo	Estado	Deg cm	OBS.				
				(1)	(1)	(1)	(2)	(2)	(3)	(3)																			(4)	(5)	(5)	(6)
347,340	E	CBUQ					X													2	2		10	0	CBUQ	BOM	0					
347,360	D	CBUQ					X													2	2		10	0	CBUQ	BOM	0					
347,380	E	CBUQ		X																2	2		0	0	CBUQ	BOM	0					
347,400	D	CBUQ					X													2	2		10	0	CBUQ	BOM	0					
347,420	E	CBUQ		X																2	2		0	0	CBUQ	BOM	0					
347,440	D	CBUQ					X													2	4		10	0	CBUQ	BOM	0					
347,460	E	CBUQ			X	X														2	2		0	0	CBUQ	BOM	0					
347,480	D	CBUQ							X											2	6		0	40	CBUQ	BOM	0					
347,500	E	CBUQ					X								X					2	6		40	0	CBUQ	BOM	0	KM 346=				
347,520	D	CBUQ					X								X					2	2		20	0	CBUQ	BOM	0	ODÔMETRO				
347,540	E	CBUQ							X						X					4	4		0	100	CBUQ	BOM	0	347+594				
347,560	D	CBUQ							X				X		X					5	5		0	90	CBUQ	BOM	0					
347,580	E	CBUQ			X	X			X				X							3	5		0	10	CBUQ	BOM	0					
347,600	D	CBUQ					X													2	4		50	0	CBUQ	BOM	0					
347,620	E	CBUQ					X								X					4	4		70	0	CBUQ	BOM	0					
347,640	D	CBUQ			X	X			X				X							3	8		0	30	CBUQ	BOM	0					
347,660	E	CBUQ			X	X	X													2	2		10	0	CBUQ	BOM	0					
347,680	D	CBUQ		X																2	3		0	0	CBUQ	BOM	0					
347,700	E	CBUQ					X								X					3	3		80	0	CBUQ	BOM	0					
347,720	D	CBUQ			X	X														2	2		0	0	CBUQ	BOM	0					
347,740	E	CBUQ			X	X			X											2	4		0	10	CBUQ	BOM	0					
347,760	D	CBUQ		X	X															2	2		0	0	CBUQ	BOM	0					
347,780	E	CBUQ					X													2	2		10	0	CBUQ	BOM	0					
347,800	D	CBUQ					X													2	2		20	0	CBUQ	BOM	0					
347,820	E	CBUQ			X	X			X				X							2	6		0	40	CBUQ	BOM	0					
347,840	D	CBUQ			X	X			X											10	8		0	50	CBUQ	BOM	0					
347,860	E	CBUQ			X	X			X				X		X					4	3		0	15	CBUQ	BOM	0					
347,880	D	CBUQ			X	X			X											2	10		0	20	CBUQ	BOM	0					
347,900	E	CBUQ			X	X														2	2		0	0	CBUQ	BOM	0					
347,920	D	CBUQ							X				X		X					5	5		0	70	CBUQ	BOM	0					
347,940	E	CBUQ			X	X			X				X							2	2		0	10	CBUQ	BOM	0					
347,960	D	CBUQ			X	X			X				X							3	6		0	90	CBUQ	BOM	0					
347,980	E	CBUQ			X	X	X													2	2		10	0	CBUQ	BOM	0					

INVENTÁRIO DO ESTADO DA SUPERFÍCIE DO PAVIMENTO																												DNIT-PRO 06			
RODOVIA: BR-116 (MG)												SEGMENTO: 0,000 ao 817,000												DATA: 03/2007							
TRECHO: Div. BA/MG - Div. MG/RJ												AVALIADOR: Gerson												PISTA: Simples				FOLHA:			
km	Faixa	Pista Tipo Rev.	OK	FC-1			FC-2		FC-3		AF	O	P	EX	D	R	ALC	ATC	DG	Flecha		% de Área			ACOSTAMENTO						
				FI	TTC	TLC	J	TB	JE	E										TRI	TRE	FC-1	FC-2	FC-3	Tipo	Estado	Deg cm	OBS.			
				(1)	(1)	(1)	(2)	(2)	(3)	(3)																			(4)	(5)	(5)
348,000	D	CBUQ			X															2	2		0	0	CBUQ	BOM	0				
348,020	E	CBUQ				X	X		X				X							2	2		0	5	CBUQ	BOM	0				
348,040	D	CBUQ				X	X		X											2	4		0	5	CBUQ	BOM	0				
348,060	E	CBUQ				X	X		X				X							2	2		0	5	CBUQ	BOM	0				
348,080	D	CBUQ			X															2	2		0	0	CBUQ	BOM	0				
348,100	E	CBUQ				X	X		X						X					4	4		0	20	CBUQ	BOM	0				
348,120	D	CBUQ				X	X	X												2	2		10	0	CBUQ	BOM	0				
348,140	E	CBUQ				X	X		X				X		X					4	2		0	40	CBUQ	BOM	0				
348,160	D	CBUQ				X	X		X						X					5	8		0	20	CBUQ	BOM	0				
348,180	E	CBUQ							X						X					2	6		0	50	CBUQ	BOM	0				
348,200	D	CBUQ				X	X		X											2	8		0	50	CBUQ	BOM	0				
348,220	E	CBUQ						X												2	3		10	0	CBUQ	BOM	0				
348,240	D	CBUQ							X				X		X					2	10		0	30	CBUQ	BOM	0				
348,260	E	CBUQ				X	X	X												2	3		10	0	CBUQ	BOM	0				
348,280	D	CBUQ							X				X							5	8		0	60	CBUQ	BOM	0				
348,300	E	CBUQ				X	X													2	2		0	0	CBUQ	BOM	0				
348,320	D	CBUQ				X	X	X												2	4		10	0	CBUQ	BOM	0				
348,340	E	CBUQ			X															2	2		0	0	CBUQ	BOM	0				
348,360	D	CBUQ				X	X													2	2		0	0	CBUQ	BOM	0				
348,380	E	CBUQ			X				X				X							2	2		0	10	CBUQ	BOM	0				
348,400	D	CBUQ				X	X													2	2		0	0	CBUQ	BOM	0				
348,420	E	CBUQ				X	X													2	2		0	0	CBUQ	BOM	0				
348,440	D	CBUQ				X	X													2	2		0	0	CBUQ	BOM	0				
348,460	E	CBUQ			X															2	2		0	0	CBUQ	BOM	0				
348,480	D	CBUQ				X	X	X												2	4		20	0	CBUQ	BOM	0				
348,500	E	CBUQ			X	X			X											2	5		0	10	CBUQ	BOM	0				
348,520	D	CBUQ			X	X														2	4		0	0	CBUQ	BOM	0				
348,540	E	CBUQ		X																2	3		0	0	CBUQ	BOM	0				
348,560	D	CBUQ							X				X		X					2	6		0	30	CBUQ	BOM	0				
348,580	E	CBUQ					X													2	2		10	0	CBUQ	BOM	0				
348,600	D	CBUQ							X				X							5	8		0	90	CBUQ	BOM	0				
348,620	E	CBUQ																		2	2		0	0	CBUQ	BOM	0				
348,640	D	CBUQ							X				X							3	6		0	40	CBUQ	BOM	0				

INVENTÁRIO DO ESTADO DA SUPERFÍCIE DO PAVIMENTO																												DNIT-PRO 06			
RODOVIA: BR-116 (MG)												SEGMENTO: 0,000 ao 817,000												DATA: 03/2007							
TRECHO: Div. BA/MG - Div. MG/RJ												AVALIADOR: Gerson												PISTA: Simples				FOLHA:			
km	Faixa	Pista Tipo Rev.	OK	FC-1			FC-2		FC-3		AF	O	P	EX	D	R	ALC	ATC	DG	Flecha		% de Área			ACOSTAMENTO						
				FI	TTC	TLC	J	TB	JE	E										TRI	TRE	FC-1	FC-2	FC-3	Tipo	Estado	Deg cm	OBS.			
				(1)	(1)	(1)	(2)	(2)	(3)	(3)																			(4)	(5)	(5)
348,660	E	CBUQ					X													2	4		20	0	CBUQ	BOM	0				
348,680	D	CBUQ						X					X							5	5		0	100	CBUQ	BOM	0				
348,700	E	CBUQ			X	X														2	2		0	0	CBUQ	BOM	0				
348,720	D	CBUQ			X	X		X												2	10		0	60	CBUQ	BOM	0				
348,740	E	CBUQ		X																2	2		0	0	CBUQ	BOM	0				
348,760	D	CBUQ						X					X							2	8		0	60	CBUQ	BOM	0				
348,780	E	CBUQ			X	X														2	2		0	0	CBUQ	BOM	0				
348,800	D	CBUQ						X					X							3	6		0	80	CBUQ	BOM	0				
348,820	E	CBUQ					X													2	2		10	0	CBUQ	BOM	0				
348,840	D	CBUQ					X													2	6		40	0	CBUQ	BOM	0				
348,860	E	CBUQ			X	X			X											2	2		0	20	CBUQ	BOM	0				
348,880	D	CBUQ							X						X					4	4		0	90	CBUQ	BOM	0				
348,900	E	CBUQ					X													2	4		10	0	CBUQ	BOM	0				
348,920	D	CBUQ					X													2	5		40	0	CBUQ	BOM	0				
348,940	E	CBUQ							X						X					2	2		0	5	CBUQ	BOM	0				
348,960	D	CBUQ		X																2	3		0	0	CBUQ	BOM	0				
348,980	E	CBUQ					X								X					2	2		30	0	CBUQ	BOM	0				
349,000	D	CBUQ					X													2	3		20	0	CBUQ	BOM	0				
349,020	E	CBUQ					X													2	3		10	0	CBUQ	BOM	0				
349,040	D	CBUQ		X																2	2		0	0	CBUQ	BOM	0				
349,060	E	CBUQ							X				X							2	2		0	10	CBUQ	BOM	0				
349,080	D	CBUQ			X	X														2	2		0	0	CBUQ	BOM	0				
349,100	E	CBUQ			X	X	X													2	2		10	0	CBUQ	BOM	0				
349,120	D	CBUQ		X																2	2		0	0	CBUQ	BOM	0				
349,140	E	CBUQ					X													2	4		10	0	CBUQ	BOM	0				
349,160	D	CBUQ					X													2	2		5	0	CBUQ	BOM	0				
349,180	E	CBUQ					X													2	2		10	0	CBUQ	BOM	0				
349,200	D	CBUQ			X	X	X													2	4		20	0	CBUQ	BOM	0				
349,220	E	CBUQ			X	X														2	2		0	0	CBUQ	BOM	0				
349,240	D	CBUQ							X											5	2		0	20	CBUQ	BOM	0				
349,260	E	CBUQ			X	X			X				X		X					2	5		0	30	CBUQ	BOM	0				
349,280	D	CBUQ			X	X			X						X					2	5		0	10	CBUQ	BOM	0				
349,300	E	CBUQ			X	X			X						X					4	4		0	10	CBUQ	BOM	0				

INVENTÁRIO DO ESTADO DA SUPERFÍCIE DO PAVIMENTO																							DNIT-PRO 06						
RODOVIA: BR-116 (MG)											SEGMENTO: 0,000 ao 817,000											DATA: 03/2007							
TRECHO: Div. BA/MG - Div. MG/RJ											AVALIADOR: Gerson											FOLHA:							
km	Faixa	Pista Tipo Rev.	OK	FC-1			FC-2		FC-3		AF	O	P	EX	D	R	ALC	ATC	DG	Flecha mm		% de Área			ACOSTAMENTO				
				FI	TTC	TLC	J	TB	JE	E										TRI	TRE	FC-1	FC-2	FC-3	Tipo	Estado	Deg cm	OBS.	
				(1)	(1)	(1)	(2)	(2)	(3)	(3)	(4)	(5)	(5)	(6)	(7)	(8)													
349,320	D	CBUQ			X	X			X							X					5	8		0	80	CBUQ	BOM	0	
349,340	E	CBUQ		X																	2	2		0	0	CBUQ	BOM	0	
349,360	D	CBUQ		X																	2	2		0	0	CBUQ	BOM	0	
349,380	E	CBUQ		X																	2	2		0	0	CBUQ	BOM	0	
349,400	D	CBUQ		X																	2	2		0	0	CBUQ	BOM	0	
349,420	E	CBUQ		X																	2	2		0	0	CBUQ	BOM	0	
349,440	D	CBUQ		X																	2	2		0	0	CBUQ	BOM	0	
349,460	E	CBUQ		X																	2	2		0	0	CBUQ	BOM	0	
349,480	D	CBUQ		X																	2	2		0	0	CBUQ	BOM	0	
349,500	E	CBUQ					X														2	2		10		CBUQ	BOM	0	
349,520	D	CBUQ		X																	2	2		0	0	CBUQ	BOM	0	
349,540	E	CBUQ		X																	2	2		0	0	CBUQ	BOM	0	
349,560	D	CBUQ		X																	2	2		0	0	CBUQ	BOM	0	
349,580	E	CBUQ		X			X														2	2		5	0	CBUQ	BOM	0	
349,600	D	CBUQ							X												5	2		0	40	CBUQ	BOM	0	
349,620	E	CBUQ		X																	2	2		0	0	CBUQ	BOM	0	
349,640	D	CBUQ		X																	2	2		0	0	CBUQ	BOM	0	
349,660	E	CBUQ		X																	2	2		0	0	CBUQ	BOM	0	
349,680	D	CBUQ		X																	2	3		0	0	CBUQ	BOM	0	
349,700	E	CBUQ		X																	2	2		0	0	CBUQ	BOM	0	
349,720	D	CBUQ		X																	2	3		0	0	CBUQ	BOM	0	
349,740	E	CBUQ					X														2	2		10	0	CBUQ	BOM	0	
349,760	D	CBUQ					X														2	5		15	0	CBUQ	BOM	0	
349,780	E	CBUQ		X																	2	2		0	0	CBUQ	BOM	0	
349,800	D	CBUQ					X														3	5		50	0	CBUQ	BOM	0	
349,820	E	CBUQ			X	X							X								2	2		0	0	CBUQ	BOM	0	
349,840	D	CBUQ							X				X								4	6		0	100	CBUQ	BOM	0	
349,860	E	CBUQ			X	X			X							X					8	8		0	20	CBUQ	BOM	0	
349,880	D	CBUQ			X	X															2	4		0	0	CBUQ	BOM	0	
349,900	E	CBUQ					X														2	2		10	0	CBUQ	BOM	0	
349,920	D	CBUQ		X		X															2	3		0	0	CBUQ	BOM	0	
349,940	E	CBUQ		X																	2	2		0	0	CBUQ	BOM	0	
349,960	D	CBUQ			X	X	X														4	2		15	0	CBUQ	BOM	0	

INVENTÁRIO DO ESTADO DA SUPERFÍCIE DO PAVIMENTO																												DNIT-PRO 06			
RODOVIA: BR-116 (MG)												SEGMENTO: 0,000 ao 817,000												DATA: 03/2007							
TRECHO: Div. BA/MG - Div. MG/RJ												AVALIADOR: Gerson												PISTA: Simples				FOLHA:			
km	Faixa	Pista Tipo Rev.	OK	FC-1			FC-2		FC-3		AF	O	P	EX	D	R	ALC	ATC	DG	Flecha		% de Área			ACOSTAMENTO						
				FI	TTC	TLC	J	TB	JE	E										TRI	TRE	FC-1	FC-2	FC-3	Tipo	Estado	Deg	OBS.			
				(1)	(1)	(1)	(2)	(2)	(3)	(3)										(4)	(5)	(5)	(6)	(7)	(8)					cm	
349,980	E	CBUQ		X																2	2		0	0	CBUQ	BOM	0				
350,000	D	CBUQ							X				X							3	3		0	40	CBUQ	BOM	0				
350,020	E	CBUQ			X	X														2	2		0	0	CBUQ	BOM	0				
350,040	D	CBUQ				X			X				X		X					4	2		0	20	CBUQ	BOM	0				
350,060	E	CBUQ		X																2	2		0	0	CBUQ	BOM	0				
350,080	D	CBUQ					X													2	5		20	0	CBUQ	BOM	0				
350,100	E	CBUQ							X				X		X					4	2		0	50	CBUQ	BOM	0				
350,120	D	CBUQ			X	X	X													3	4		30	0	CBUQ	BOM	0				
350,140	E	CBUQ		X			X													2	2		10	0	CBUQ	BOM	0				
350,160	D	CBUQ		X			X													2	2		5	0	CBUQ	BOM	0				
350,180	E	CBUQ		X																2	2		0	0	CBUQ	BOM	0				
350,200	D	CBUQ		X																2	2		0	0	CBUQ	BOM	0				
350,220	E	CBUQ					X													2	2		50	0	CBUQ	BOM	0				
350,240	D	CBUQ							X				X		X					4	4		0	100	CBUQ	BOM	0				
350,260	E	CBUQ		X																2	2		0	0	CBUQ	BOM	0				
350,280	D	CBUQ		X																2	2		0	0	CBUQ	BOM	0				
350,300	E	CBUQ		X																2	2		0	0	CBUQ	BOM	0				
350,320	D	CBUQ		X																2	2		0	0	CBUQ	BOM	0				
350,340	E	CBUQ		X																2	2		0	0	CBUQ	BOM	0				
350,360	D	CBUQ		X																2	2		0	0	CBUQ	BOM	0				
350,380	E	CBUQ		X																12	2		0	0	CBUQ	BOM	0				
350,400	D	CBUQ							X											2	3		0	100	CBUQ	BOM	0				
350,420	E	CBUQ		X																2	2		0	0	CBUQ	BOM	5				
350,440	D	CBUQ							X											4	6		0	100	CBUQ	BOM	0				
350,460	E	CBUQ							X						X					4	4		0	100	CBUQ	BOM	0				
350,480	D	CBUQ							X						X					8	8		0	80	CBUQ	BOM	0				
350,500	E	CBUQ							X				X		X					3	3		0	90	CBUQ	BOM	0				
350,520	D	CBUQ							X											3	4		0	90	CBUQ	BOM	0				
350,540	E	CBUQ					X								X					2	2		100	0	CBUQ	BOM	0				
350,560	D	CBUQ			X	X	X													2	3		10	0	CBUQ	BOM	0				
350,580	E	CBUQ							X											4	3		0	80	CBUQ	BOM	0				
350,600	D	CBUQ			X	X			X											2	4		0	20	CBUQ	BOM	0				
350,620	E	CBUQ			X	X			X				X							5	2		0	50	CBUQ	BOM	0				

INVENTÁRIO DO ESTADO DA SUPERFÍCIE DO PAVIMENTO																							DNIT-PRO 06						
RODOVIA: BR-116 (MG)											SEGMENTO: 0,000 ao 817,000											DATA: 03/2007							
TRECHO: Div. BA/MG - Div. MG/RJ											AVALIADOR: Gerson											FOLHA:							
km	Faixa	Pista Tipo Rev.	OK	FC-1			FC-2		FC-3		AF	O	P	EX	D	R	ALC	ATC	DG	Flecha mm		% de Área			ACOSTAMENTO				
				FI	TTC	TLC	J	TB	JE	E										TRI	TRE	FC-1	FC-2	FC-3	Tipo	Estado	Deg cm	OBS.	
				(1)	(1)	(1)	(2)	(2)	(3)	(3)																			
350,640	D	CBUQ					X		X												4	4		80	20	CBUQ	BOM	0	
350,660	E	CBUQ					X														2	2		100	0	CBUQ	BOM	0	
350,680	D	CBUQ					X		X				X								2	4		80	20	CBUQ	BOM	0	
350,700	E	CBUQ					X														2	2		80	0	CBUQ	BOM	0	
350,720	D	CBUQ					X									X					2	4		80	0	CBUQ	BOM	0	
350,740	E	CBUQ					X														2	2		70	0	CBUQ	BOM	0	
350,760	D	CBUQ					X		X												2	4		80	20	CBUQ	BOM	0	
350,780	E	CBUQ							X				X								2	2		0	70	CBUQ	BOM	0	
350,800	D	CBUQ					X														2	4		30	0	CBUQ	BOM	0	
350,820	E	CBUQ			X	X	X														2	2		10	0	CBUQ	BOM	0	
350,840	D	CBUQ		X	X	X	X														2	2		20	0	CBUQ	BOM	0	
350,860	E	CBUQ			X	X			X												2	2		0	20	CBUQ	BOM	0	
350,880	D	CBUQ							X				X			X					2	2		0	50	CBUQ	BOM	0	
350,900	E	CBUQ			X	X															4	3		0	0	CBUQ	BOM	0	
350,920	D	CBUQ		X											X						2	2		0	0	CBUQ	BOM	0	
350,940	E	CBUQ																			2	2		20	0	CBUQ	BOM	0	
350,960	D	CBUQ							X				X			X					2	5		50	20	CBUQ	BOM	0	
350,980	E	CBUQ							X				X			X					4	4		0	90	CBUQ	BOM	0	
351,000	D	CBUQ					X														3	3		90	0	CBUQ	BOM	0	
351,020	E	CBUQ					X														2	2		80	0	CBUQ	BOM	0	
351,040	D	CBUQ					X														2	2		80	0	CBUQ	BOM	0	
351,060	E	CBUQ					X														2	2		80	0	CBUQ	BOM	0	
351,080	D	CBUQ					X														2	2		80	0	CBUQ	BOM	0	
351,100	E	CBUQ					X														2	2		60	0	CBUQ	BOM	0	
351,120	D	CBUQ					X														2	2		80	0	CBUQ	BOM	0	
351,140	E	CBUQ					X														2	2		90	0	CBUQ	BOM	0	
351,160	D	CBUQ					X														2	2		80	0	CBUQ	BOM	0	
351,180	E	CBUQ							X												4	4		0	80	CBUQ	BOM	0	
351,200	D	CBUQ					X		X												5	5		50	50	CBUQ	BOM	0	
351,220	E	CBUQ					X														2	2		90	0	CBUQ	BOM	0	
351,240	D	CBUQ					X														2	2		100	0	CBUQ	BOM	0	
351,260	E	CBUQ					X														2	2		80	0	CBUQ	BOM	0	
351,280	D	CBUQ					X														2	2		90	0	CBUQ	BOM	0	

INVENTÁRIO DO ESTADO DA SUPERFÍCIE DO PAVIMENTO																												DNIT-PRO 06		
RODOVIA: BR-116 (MG)										SEGMENTO: 0,000 ao 817,000															DATA: 03/2007					
TRECHO: Div. BA/MG - Div. MG/RJ										AVALIADOR: Gerson										PISTA: Simples								FOLHA:		
km	Faixa	Pista Tipo Rev.	OK	FC-1			FC-2		FC-3		AF	O	P	EX	D	R	ALC	ATC	DG	Flecha		% de Área			ACOSTAMENTO					
				FI	TTC	TLC	J	TB	JE	E										TRI	TRE	FC-1	FC-2	FC-3	Tipo	Estado	Deg	OBS.		
				(1)	(1)	(1)	(2)	(2)	(3)	(3)										(4)	(5)	(5)	(6)	(7)	(8)					cm
351,300	E	CBUQ					X		X				X							5	4		50	50	CBUQ	BOM	0			
351,320	D	CBUQ					X													2	2		90	0	CBUQ	BOM	0			
351,340	E	CBUQ					X													2	2		80	0	CBUQ	BOM	0			
351,360	D	CBUQ					X													3	3		80	0	CBUQ	BOM	0			
351,380	E	CBUQ					X													3	3		80	0	CBUQ	BOM	0			
351,400	D	CBUQ					X													2	2		80	0	CBUQ	BOM	0			
351,420	E	CBUQ					X													4	4		100	0	CBUQ	BOM	0			
351,440	D	CBUQ					X		X				X							4	3		80	20	CBUQ	BOM	0			
351,460	E	CBUQ					X													3	3		80	0	CBUQ	BOM	0			
351,480	D	CBUQ					X													3	5		100	0	CBUQ	BOM	0			
351,500	E	CBUQ					X													3	3		100	0	CBUQ	BOM	0			
351,520	D	CBUQ					X													2	3		90	0	CBUQ	BOM	0			
351,540	E	CBUQ							X											4	2		0	80	CBUQ	BOM	0			
351,560	D	CBUQ					X													2	4		100	0	CBUQ	BOM	0			
351,580	E	CBUQ					X													2	2		100	0	CBUQ	BOM	0			
351,600	D	CBUQ					X													2	4		100	0	CBUQ	BOM	0			
351,620	E	CBUQ					X		X							X				4	4		50	50	CBUQ	BOM	0			
351,640	D	CBUQ					X													2	2		100	0	CBUQ	BOM	0			
351,660	E	CBUQ					X													2	2		80	0	CBUQ	BOM	0			
351,680	D	CBUQ					X													2	3		100	0	CBUQ	BOM	0			
351,700	E	CBUQ			X	X	X													2	2		20	0	CBUQ	BOM	0			
351,720	D	CBUQ					X													2	4		100	0	CBUQ	BOM	0			
351,740	E	CBUQ					X													2	2		50	0	CBUQ	BOM	0			
351,760	D	CBUQ					X		X											4	6		50	50	CBUQ	BOM	0			
351,780	E	CBUQ							X											4	4		0	50	CBUQ	BOM	0			
351,800	D	CBUQ					X		X											4	4		50	50	CBUQ	BOM	0			
351,820	E	CBUQ		X					X							X				4	2		0	80	CBUQ	BOM	0			
351,840	D	CBUQ					X													2	2		100	0	CBUQ	BOM	0			
351,860	E	CBUQ					X													2	2		100	0	CBUQ	BOM	0			
351,880	D	CBUQ					X		X											3	3		50	50	CBUQ	BOM	0			
351,900	E	CBUQ					X													2	2		100	0	CBUQ	BOM	0			
351,920	D	CBUQ					X		X											3	3		50	50	CBUQ	BOM	0			
351,940	E	CBUQ					X		X											4	4		50	50	CBUQ	BOM	0			

INVENTÁRIO DO ESTADO DA SUPERFICIE DO PAVIMENTO																												DNIT-PRO 06			
RODOVIA: BR-116 (MG)												SEGMENTO: 0,000 ao 817,000												DATA: 03/2007							
TRECHO: Div. BA/MG - Div. MG/RJ												AVALIADOR: Gerson												PISTA: Simples				FOLHA:			
km	Faixa	Pista Tipo Rev.	OK	FC-1			FC-2		FC-3		AF	O	P	EX	D	R	ALC	ATC	DG	Flecha		% de Área			ACOSTAMENTO						
				FI	TTC	TLC	J	TB	JE	E										TRI	TRE	FC-1	FC-2	FC-3	Tipo	Estado	Deg cm	OBS.			
				(1)	(1)	(1)	(2)	(2)	(3)	(3)																			(4)	(5)	(5)
351,960	D	CBUQ					X													2	2		100	0	CBUQ	BOM	0				
351,980	E	CBUQ					X		X											3	3		50	50	CBUQ	BOM	0				
352,000	D	CBUQ					X													2	4		100	0	CBUQ	BOM	0				
352,020	E	CBUQ					X													2	2		80	0	CBUQ	BOM	0				
352,040	D	CBUQ					X													2	4		80	0	CBUQ	BOM	0				
352,060	E	CBUQ					X		X											4	4		50	50	CBUQ	BOM	0				
352,080	D	CBUQ					X													2	4		100	0	CBUQ	BOM	0				
352,100	E	CBUQ					X													2	4		80	0	CBUQ	BOM	0				
352,120	D	CBUQ					X													2	4		80	0	CBUQ	BOM	0				
352,140	E	CBUQ			X	X														2	2		0	0	CBUQ	BOM	0				
352,160	D	CBUQ					X													2	4		100	0	CBUQ	BOM	0				
352,180	E	CBUQ					X													2	2		100	0	CBUQ	BOM	0				
352,200	D	CBUQ					X													2	2		100	0	CBUQ	BOM	0				
352,220	E	CBUQ							X				X		X					3	3		0	80	CBUQ	BOM	0				
352,240	D	CBUQ					X													2	2		80	0	CBUQ	BOM	0				
352,260	E	CBUQ					X													2	2		30	0	CBUQ	BOM	0				
352,280	D	CBUQ					X													2	2		70	0	CBUQ	BOM	0				
352,300	E	CBUQ					X													2	2		100	0	CBUQ	BOM	0				
352,320	D	CBUQ		X																2	2		0	0	CBUQ	BOM	0				
352,340	E	CBUQ					X													2	2		80	0	CBUQ	BOM	0				
352,360	D	CBUQ		X		X														2	2		0	0	CBUQ	BOM	0				
352,380	E	CBUQ			X	X			X						X					2	2		0	20	CBUQ	BOM	0				
352,400	D	CBUQ					X								X					6	6		100	0	CBUQ	BOM	0				
352,420	E	CBUQ					X								X					2	2		80	0	CBUQ	BOM	0				
352,440	D	CBUQ			X	X			X				X		X					5	5		0	70	CBUQ	BOM	0				
352,460	E	CBUQ			X	X									X					2	4		0	0	CBUQ	BOM	0				
352,480	D	CBUQ			X	X			X											5	5		0	30	CBUQ	BOM	0				
352,500	E	CBUQ			X	X									X					2	2		0	0	CBUQ	BOM	0				
352,520	D	CBUQ							X											8	8		0	80	CBUQ	BOM	0				
352,540	E	CBUQ			X	X			X						X					10	7		0	40	CBUQ	BOM	0				
352,560	D	CBUQ			X	X			X											4	8		0	70	CBUQ	BOM	0				
352,580	E	CBUQ			X	X			X						X					4	2		0	60	CBUQ	BOM	0				
352,600	D	CBUQ			X	X			X											8	2		0	50	CBUQ	BOM	0				

INVENTÁRIO DO ESTADO DA SUPERFÍCIE DO PAVIMENTO																											DNIT-PRO 06	
RODOVIA: BR-116 (MG)																		SEGMENTO: 0,000 ao 817,000							DATA: 03/2007			
TRECHO: Div. BA/MG - Div. MG/RJ																		AVALIADOR: Gerson							PISTA: Simples		FOLHA:	
km	Faixa	Pista Tipo Rev.	OK	FC-1			FC-2		FC-3		AF	O	P	EX	D	R	ALC	ATC	DG	Flecha		% de Área			ACOSTAMENTO			
				FI	TTC	TLC	J	TB	JE	E										TRI	TRE	FC-1	FC-2	FC-3	Tipo	Estado	Deg	OBS.
				(1)	(1)	(1)	(2)	(2)	(3)	(3)										(4)	(5)	(5)	(6)	(7)	(8)			
352,620	E	CBUQ							X											4	4		0	100	CBUQ	BOM	0	
352,640	D	CBUQ			X	X			X											6	2		0	40	CBUQ	BOM	0	
352,660	E	CBUQ							X											4	3		0	80	CBUQ	BOM	0	
352,680	D	CBUQ							X						X					10	2		0	80	CBUQ	BOM	0	
352,700	E	CBUQ			X	X	X													2	2		20	0	CBUQ	BOM	0	
352,720	D	CBUQ					X		X											2	2		40	30	CBUQ	BOM	0	
352,740	E	CBUQ			X	X	X								X					2	2		20	0	CBUQ	BOM	0	
352,760	D	CBUQ			X	X			X						X					5	4		0	30	CBUQ	BOM	0	
352,780	E	CBUQ			X	X			X				X							4	4		0	60	CBUQ	BOM	0	
352,800	D	CBUQ					X													6	2		80	0	CBUQ	BOM	0	
352,820	E	CBUQ			X	X									X					2	3		0	0	CBUQ	BOM	0	
352,840	D	CBUQ							X				X							4	4		0	60	CBUQ	BOM	0	
352,860	E	CBUQ							X				X							3	3		0	50	CBUQ	BOM	0	
352,880	D	CBUQ		X																2	2		0	0				
352,900	E	CBUQ		X																2	2		0	0	CBUQ	BOM	0	
352,920	D	CBUQ		X																2	2		0	0				
352,940	E	CBUQ		X																2	2		0	0	CBUQ	BOM	0	
352,960	D	CBUQ		X																2	2		0	0				
352,980	E	CBUQ		X																2	2		0	0	CBUQ	BOM	0	
353,000	D	CBUQ		X																2	2		0	0				
353,020	E	CBUQ					X								X					2	4		0	0	CBUQ	BOM	0	
353,040	D	CBUQ		X																2	2		10	0				
353,060	E	CBUQ			X	X														2	2		0	0	CBUQ	BOM	0	
353,080	D	CBUQ		X																2	2		0	0				
353,100	E	CBUQ			X	X														2	2		0	0	CBUQ	BOM	0	
353,120	D	CBUQ		X																2	2		0	0				
353,140	E	CBUQ							X						X					5	4		0	40	CBUQ	BOM	0	
353,160	D	CBUQ		X																2	2		0	0				
353,180	E	CBUQ							X				X							4	2		0	60	CBUQ	BOM	0	
353,200	D	CBUQ		X																2	2		0	0				
353,220	E	CBUQ							X				X							5	2		0	80	CBUQ	BOM	0	
353,240	D	CBUQ			X	X														2	2		0	0				
353,260	E	CBUQ							X											4	3		0	80	CBUQ	BOM	0	

INVENTÁRIO DO ESTADO DA SUPERFÍCIE DO PAVIMENTO																											DNIT-PRO 06	
RODOVIA: BR-116 (MG)										SEGMENTO: 0,000 ao 817,000															DATA: 03/2007			
TRECHO: Div. BA/MG - Div. MG/RJ										AVALIADOR: Gerson										PISTA: Simples							FOLHA:	
km	Faixa	Pista Tipo Rev.	OK	FC-1			FC-2		FC-3		AF	O	P	EX	D	R	ALC	ATC	DG	Flecha		% de Área			ACOSTAMENTO			
				FI	TTC	TLC	J	TB	JE	E										TRI	TRE	FC-1	FC-2	FC-3	Tipo	Estado	Deg cm	OBS.
				(1)	(1)	(1)	(2)	(2)	(3)	(3)										(4)	(5)	(5)	(6)	(7)	(8)			
353,280	D	CBUQ		X																2	2		0	0				
353,300	E	CBUQ			X	X			X											4	2		0	20	CBUQ	BOM	0	
353,320	D	CBUQ			X	X									X					3	2		0	0				
353,340	E	CBUQ			X	X	X								X					4	2		40	0	CBUQ	BOM	0	
353,360	D	CBUQ			X	X									X					2	2		0	0				
353,380	E	CBUQ							X						X					4	2		0	30	CBUQ	BOM	0	
353,400	D	CBUQ		X			X													2	2		10	0				
353,420	E	CBUQ		X	X	X														2	2		0	0	CBUQ	BOM	0	
353,440	D	CBUQ			X	X														2	2		0	0				
353,460	E	CBUQ							X				X		X					2	4		0	20	CBUQ	BOM	0	
353,480	D	CBUQ							X						X					2	4		0	30				
353,500	E	CBUQ			X	X			X				X		X					4	4		0	50	CBUQ	BOM	0	
353,520	D	CBUQ			X	X			X				X		X					3	3		0	40				
353,540	E	CBUQ			X	X			X				X		X					5	5		0	60	CBUQ	BOM	0	
353,560	D	CBUQ							X				X		X					4	4		0	100				
353,580	E	CBUQ			X	X														2	3		0	0	CBUQ	BOM	0	
353,600	D	CBUQ		X	X	X														2	2		0	0				
353,620	E	CBUQ			X	X														3	4		0	0	CBUQ	BOM	0	
353,640	D	CBUQ			X	X	X													3	3		20	0				
353,660	E	CBUQ			X	X			X											2	4		0	20	CBUQ	BOM	0	
353,680	D	CBUQ			X	X	X													2	5		40	0				
353,700	E	CBUQ			X	X			X											4	4		0	50	CBUQ	BOM	0	
353,720	D	CBUQ			X	X			X				X							4	2		0	60				
353,740	E	CBUQ			X	X			X						X					2	4		0	20	CBUQ	BOM	0	
353,760	D	CBUQ		X	X	X														2	4		0	0				
353,780	E	CBUQ							X				X		X					4	4		0	50	CBUQ	BOM	0	
353,800	D	CBUQ		X																2	2		0	0				
353,820	E	CBUQ			X	X														2	2		0	0				
353,840	D	CBUQ		X																2	2		0	0				
353,860	E	CBUQ		X																2	2		0	0				
353,880	D	CBUQ		X																2	2		0	0				
353,900	E	CBUQ		X	X	X														2	2		0	0				
353,920	D	CBUQ		X																2	2		0	0				

INVENTÁRIO DO ESTADO DA SUPERFICIE DO PAVIMENTO																									DNIT-PRO 06			
RODOVIA: BR-116 (MG)												SEGMENTO: 0,000 ao 817,000													DATA: 03/2007			
TRECHO: Div. BA/MG - Div. MG/RJ												AVALIADOR: Gerson										PISTA: Simples			FOLHA:			
km	Faixa	Pista Tipo Rev.	OK	FC-1			FC-2		FC-3		AF	O	P	EX	D	R	ALC	ATC	DG	Flecha		% de Área			ACOSTAMENTO			
				FI	TTC	TLC	J	TB	JE	E										TRI	TRE	FC-1	FC-2	FC-3	Tipo	Estado	Deg cm	OBS.
				(1)	(1)	(1)	(2)	(2)	(3)	(3)										(4)	(5)	(5)	(6)	(7)				
353,940	E	CBUQ			X	X														2	2		0	0				
353,960	D	CBUQ		X																2	2		0	0				
353,980	E	CBUQ		X																2	2		0	0				
354,000	D	CBUQ					X													2	5		80	0				
354,020	E	CBUQ					X													2	2		5	0				
354,040	D	CBUQ			X	X	X													2	4		10	0				
354,060	E	CBUQ		X																2	2		0	0				
354,080	D	CBUQ			X	X														2	3		0	0				
354,100	E	CBUQ			X	X														2	2		0	0				
354,120	D	CBUQ		X																2	2		0	0				
354,140	E	CBUQ		X																2	2		0	0				
354,160	D	CBUQ		X																2	2		0	0				
354,180	E	CBUQ			X	X														2	2		0	0				
354,200	D	CBUQ			X	X			X					X						4	6		0	20				
354,220	E	CBUQ				X														2	2		0	0				
354,240	D	CBUQ			X	X														2	2		0	0				
354,260	E	CBUQ			X	X														2	2		0	0				
354,280	D	CBUQ			X	X			X						X					2	4		0	40				
354,300	E	CBUQ			X	X														2	4		0	0				
354,320	D	CBUQ			X	X														2	2		0	0				
354,340	E	CBUQ		X																2	2		0	0				
354,360	D	CBUQ			X	X			X											2	3		0	20				
354,380	E	CBUQ			X	X														2	3		0	0				
354,400	D	CBUQ					X													4	3		60	0				
354,420	E	CBUQ			X	X														2	2		0	0				
354,440	D	CBUQ		X																2	2		0	0				
354,460	E	CBUQ		X																2	2		0	0				
354,480	D	CBUQ		X																2	2		0	0				
354,500	E	CBUQ		X																2	2		0	0				
354,520	D	CBUQ		X																2	2		0	0				
354,540	E	CBUQ		X																2	2		0	0				
354,560	D	CBUQ		X																2	2		0	0				
354,580	E	CBUQ		X																2	2		0	0				

INVENTÁRIO DO ESTADO DA SUPERFÍCIE DO PAVIMENTO																									DNIT-PRO 06			
RODOVIA: BR-116 (MG)												SEGMENTO: 0,000 ao 817,000													DATA: 03/2007			
TRECHO: Div. BA/MG - Div. MG/RJ												AVALIADOR: Gerson										PISTA: Simples			FOLHA:			
km	Faixa	Pista Tipo Rev.	OK	FC-1			FC-2		FC-3		AF	O	P	EX	D	R	ALC	ATC	DG	Flecha		% de Área			ACOSTAMENTO			
				FI	TTC	TLC	J	TB	JE	E										TRI	TRE	FC-1	FC-2	FC-3	Tipo	Estado	Deg cm	OBS.
				(1)	(1)	(1)	(2)	(2)	(3)	(3)																		
354,600	D	CBUQ		X																2	2		0	0				
354,620	E	CBUQ		X																2	2		0	0				
354,640	D	CBUQ		X																2	2		0	0				
354,660	E	CBUQ		X																2	2		0	0				
354,680	D	CBUQ			X															2	2		0	0				
354,700	E	CBUQ			X															2	2		0	0				
354,720	D	CBUQ			X	X	X													2	4		10	0				
354,740	E	CBUQ		X																2	2		0	0				
354,760	D	CBUQ		X																2	2		0	0				
354,780	E	CBUQ		X																2	2		0	0				
354,800	D	CBUQ		X																2	2		0	0				
354,820	E	CBUQ		X																2	2		0	0				
354,840	D	CBUQ		X																2	2		0	0				
354,860	E	CBUQ		X																2	2		0	0				
354,880	D	CBUQ			X	X														2	4		0	0				
354,900	E	CBUQ			X	X														2	2		0	0				
354,920	D	CBUQ			X	X														2	3		0	0				
354,940	E	CBUQ			X	X														2	2		0	0				
354,960	D	CBUQ		X																2	2		0	0				
354,980	E	CBUQ		X																2	2		0	0				
355,000	D	CBUQ			X	X														2	7		0	0	CBUQ	BOM	0	
355,020	E	CBUQ			X	X														2	2		0	0				
355,040	D	CBUQ							X				X							2	6		0	10	CBUQ	BOM	0	
355,060	E	CBUQ			X	X														2	2		0	0				
355,080	D	CBUQ		X			X													2	8		20	0	CBUQ	BOM	0	
355,100	E	CBUQ			X	X														4	3		0	0				
355,120	D	CBUQ					X													2	4		10	0	CBUQ	BOM	0	
355,140	E	CBUQ			X	X	X													2	2		10	0				
355,160	D	CBUQ		X																2	4		0	0	CBUQ	BOM	0	
355,180	E	CBUQ		X																2	2		0	0				
355,200	D	CBUQ			X	X														2	2		0	0	CBUQ	BOM	0	
355,220	E	CBUQ		X																2	2		0	0				
355,240	D	CBUQ			X	X	X													2	4		10	0	CBUQ	BOM	0	

INVENTÁRIO DO ESTADO DA SUPERFÍCIE DO PAVIMENTO																											DNIT-PRO 06					
RODOVIA: BR-116 (MG)																		SEGMENTO: 0,000 ao 817,000									DATA: 03/2007					
TRECHO: Div. BA/MG - Div. MG/RJ																		AVALIADOR: Gerson									PISTA: Simples			FOLHA:		
km	Faixa	Pista Tipo Rev.	OK	FC-1			FC-2		FC-3		AF	O	P	EX	D	R	ALC	ATC	DG	Flecha		% de Área			ACOSTAMENTO							
				FI	TTC	TLC	J	TB	JE	E										TRI	TRE	FC-1	FC-2	FC-3	Tipo	Estado	Deg cm	OBS.				
				(1)	(1)	(1)	(2)	(2)	(3)	(3)										(4)	(5)	(5)	(6)	(7)	(8)							
355,260	E	CBUQ			X	X														2	2		0	0								
355,280	D	CBUQ		X																2	2		0	0	CBUQ	BOM	0					
355,300	E	CBUQ		X																2	2		0	0								
355,320	D	CBUQ			X															2	2		0	0	CBUQ	BOM	0					
355,340	E	CBUQ							X						X					2	4		0	20								
355,360	D	CBUQ			X	X														2	2		0	0	CBUQ	BOM	0					
355,380	E	CBUQ			X	X														2	2		0	0								
355,400	D	CBUQ		X																2	2		0	0	CBUQ	BOM	0					
355,420	E	CBUQ		X																2	2		0	0								
355,440	D	CBUQ		X																2	2		0	0	CBUQ	BOM	0					
355,460	E	CBUQ		X																2	2		0	0								
355,480	D	CBUQ		X																2	2		0	0	CBUQ	BOM	0					
355,500	E	CBUQ			X	X														2	2		0	0								
355,520	D	CBUQ							X											2	8		0	4	CBUQ	BOM	0					
355,540	E	CBUQ			X	X														2	2		0	0								
355,560	D	CBUQ			X	X														2	4		0	0	CBUQ	BOM	0					
355,580	E	CBUQ		X																2	2		0	0								
355,600	D	CBUQ			X	X														2	3		0	0	CBUQ	BOM	0					
355,620	E	CBUQ		X																2	2		0	0								
355,640	D	CBUQ		X																2	2		0	0	CBUQ	BOM	0					
355,660	E	CBUQ		X																2	2		0	0								
355,680	D	CBUQ		X																2	2		0	0	CBUQ	BOM	0					
355,700	E	CBUQ		X																2	2		0	0								
355,720	D	CBUQ		X																2	2		0	0	CBUQ	BOM	0					
355,740	E	CBUQ		X																2	2		0	0								
355,760	D	CBUQ		X																2	2		0	0	CBUQ	BOM	0					
355,780	E	CBUQ		X																2	2		0	0								
355,800	D	CBUQ			X	X														2	3		0	0	CBUQ	BOM	0					
355,820	E	CBUQ		X																2	2		0	0								
355,840	D	CBUQ			X	X														2	2		0	0	CBUQ	BOM	0					
355,860	E	CBUQ		X																2	2		0	0								
355,880	D	CBUQ			X	X														2	2		0	0	CBUQ	BOM	0					
355,900	E	CBUQ		X																2	2		0	0								

INVENTÁRIO DO ESTADO DA SUPERFÍCIE DO PAVIMENTO																											DNIT-PRO 06		
RODOVIA: BR-116 (MG)												SEGMENTO: 0,000 ao 817,000												DATA: 03/2007					
TRECHO: Div. BA/MG - Div. MG/RJ												AVALIADOR: Gerson												PISTA: Simples			FOLHA:		
km	Faixa	Pista Tipo Rev.	OK	FC-1			FC-2		FC-3		AF	O	P	EX	D	R	ALC	ATC	DG	Flecha		% de Área			ACOSTAMENTO				
				FI	TTC	TLC	J	TB	JE	E										TRI	TRE	FC-1	FC-2	FC-3	Tipo	Estado	Deg cm	OBS.	
				(1)	(1)	(1)	(2)	(2)	(3)	(3)										(4)	(5)	(5)	(6)	(7)	(8)				
355,920	D	CBUQ		X																2	2		0	0	CBUQ	BOM	0		
355,940	E	CBUQ		X																2	2		0	0					
355,960	D	CBUQ			X	X														2	2		0	0	CBUQ	BOM	0		
355,980	E	CBUQ		X																2	2		0	0					
356,000	D	CBUQ		X																2	2		0	0	CBUQ	BOM	0		
356,020	E	CBUQ			X	X														2	2		0	0					
356,040	D	CBUQ		X																2	2		0	0	CBUQ	BOM	0		
356,060	E	CBUQ		X																2	2		0	0					
356,080	D	CBUQ		X																2	2		0	0	CBUQ	BOM	0		
356,100	E	CBUQ		X																2	2		0	0					
356,120	D	CBUQ		X																2	2		0	0	CBUQ	BOM	0		
356,140	E	CBUQ		X																2	2		0	0					
356,160	D	CBUQ		X																2	2		0	0	CBUQ	BOM	0		
356,180	E	CBUQ		X	X	X														2	2		0	0					
356,200	D	CBUQ		X																2	2		0	0	CBUQ	BOM	0		
356,220	E	CBUQ		X																2	2		0	0					
356,240	D	CBUQ		X																2	2		0	0	CBUQ	BOM	0		
356,260	E	CBUQ		X																2	2		0	0					
356,280	D	CBUQ		X																2	2		0	0	CBUQ	BOM	0		
356,300	E	CBUQ		X																2	2		0	0					
356,320	D	CBUQ			X	X		X												2	6		0	20	CBUQ	BOM	0		
356,340	E	CBUQ		X																2	2		0	0					
356,360	D	CBUQ							X											2	6		0	10	CBUQ	BOM	0		
356,380	E	CBUQ			X	X														2	2		0	0					
356,400	D	CBUQ			X	X			X											2	5		0	10	CBUQ	BOM	0		
356,420	E	CBUQ		X																2	2		0	0					
356,440	D	CBUQ		X																2	2		0	0	CBUQ	BOM	0		
356,460	E	CBUQ		X																2	2		0	0					
356,480	D	CBUQ				X														2	2		0	0	CBUQ	BOM	0		
356,500	E	CBUQ		X																2	2		0	0					
356,520	D	CBUQ		X																2	4		0	0	CBUQ	BOM	0		
356,540	E	CBUQ			X	X														2	2		0	0					
356,560	D	CBUQ		X																2	4		0	0	CBUQ	BOM	0		

INVENTÁRIO DO ESTADO DA SUPERFÍCIE DO PAVIMENTO																									DNIT-PRO 06									
RODOVIA: BR-116 (MG)															SEGMENTO: 0,000 ao 817,000										DATA: 03/2007									
TRECHO: Div. BA/MG - Div. MG/RJ															AVALIADOR: Gerson										PISTA: Simples					FOLHA:				
km	Faixa	Pista Tipo Rev.	OK	FC-1			FC-2		FC-3		AF	O	P	EX	D	R	ALC	ATC	DG	Flecha		% de Área			ACOSTAMENTO									
				FI	TTC	TLC	J	TB	JE	E										TRI	TRE	FC-1	FC-2	FC-3	Tipo	Estado	Deg cm	OBS.						
				(1)	(1)	(1)	(2)	(2)	(3)	(3)										(4)	(5)	(5)	(6)	(7)	(8)									
356,580	E	CBUQ		X																2	2		0	0										
356,600	D	CBUQ		X																2	4		0	0	CBUQ	BOM	0							
356,620	E	CBUQ		X																2	2		0	0										
356,640	D	CBUQ		X																2	4		0	0	CBUQ	BOM	0							
356,660	E	CBUQ		X																2	2		0	0										
356,680	D	CBUQ		X																2	4		0	0	CBUQ	BOM	0							
356,700	E	CBUQ			X	X			X											2	2		0	0										
356,720	D	CBUQ		X																2	2		0	0	CBUQ	BOM	0							
356,740	E	CBUQ			X	X														2	2		0	0										
356,760	D	CBUQ							X											2	4		0	0	CBUQ	BOM	0							
356,780	E	CBUQ				X														2	2		0	0										
356,800	D	CBUQ		X																2	4		0	0	CBUQ	BOM	0							
356,820	E	CBUQ		X																2	2		0	0										
356,840	D	CBUQ					X													2	4		0	0	CBUQ	BOM	0							
356,860	E	CBUQ		X																2	2		0	0										
356,880	D	CBUQ		X																2	4		0	0	CBUQ	BOM	0							
356,900	E	CBUQ			X	X														2	2		0	0										
356,920	D	CBUQ		X																2	4		0	0	CBUQ	BOM	0							
356,940	E	CBUQ		X																2	2		0	0										
356,960	D	CBUQ		X																2	2		0	0	CBUQ	BOM	0							
356,980	E	CBUQ			X	X														2	2		0	0										
357,000	D	CBUQ			X	X			X											2	2		0	10	CBUQ	BOM	0							
357,020	E	CBUQ		X																2	2		0	0	CBUQ	BOM	0							
357,040	D	CBUQ		X																2	4		0	0	CBUQ	BOM	0							
357,060	E	CBUQ		X																2	2		0	0	CBUQ	BOM	0							
357,080	D	CBUQ		X																2	4		0	0	CBUQ	BOM	0							
357,100	E	CBUQ		X																2	2		0	0	CBUQ	BOM	0							
357,120	D	CBUQ		X																2	2		0	0	CBUQ	BOM	0							
357,140	E	CBUQ		X																2	2		0	0	CBUQ	BOM	0							
357,160	D	CBUQ		X																2	2		0	0	CBUQ	BOM	0							
357,180	E	CBUQ		X																2	2		0	0	CBUQ	BOM	0							
357,200	D	CBUQ		X																2	2		0	0	CBUQ	BOM	0							
357,220	E	CBUQ		X																2	2		0	0	CBUQ	BOM	0							

INVENTÁRIO DO ESTADO DA SUPERFÍCIE DO PAVIMENTO																								DNIT-PRO 06				
RODOVIA: BR-116 (MG)												SEGMENTO: 0,000 ao 817,000												DATA: 03/2007				
TRECHO: Div. BA/MG - Div. MG/RJ												AVALIADOR: Gerson												FOLHA:				
km	Faixa	Pista Tipo Rev.	OK	FC-1			FC-2		FC-3		AF	O	P	EX	D	R	ALC	ATC	DG	Flecha mm		% de Área			ACOSTAMENTO			
				FI	TTC	TLC	J	TB	JE	E															Tipo	Estado	Deg cm	OBS.
				(1)	(1)	(1)	(2)	(2)	(3)	(3)	(4)	(5)	(5)	(6)	(7)	(8)					TRI	TRE	FC-1	FC-2	FC-3			
357,240	D	CBUQ																		2	2		0	0	CBUQ	BOM	0	
357,260	E	CBUQ																		2	2		0	0	CBUQ	BOM	0	
357,280	D	CBUQ																		2	2		0	0	CBUQ	BOM	0	
357,300	E	CBUQ																		2	2		0	0	CBUQ	BOM	0	
357,320	D	CBUQ																		2	2		0	0	CBUQ	BOM	0	
357,340	E	CBUQ																		2	2		0	0	CBUQ	BOM	0	
357,360	D	CBUQ		X																2	2		0	0	CBUQ	BOM	0	
357,380	E	CBUQ		X																2	2		0	0	CBUQ	BOM	0	
357,400	D	CBUQ		X																2	2		0	0	CBUQ	BOM	0	
357,420	E	CBUQ		X																2	2		0	0	CBUQ	BOM	0	
357,440	D	CBUQ		X																2	2		0	0	CBUQ	BOM	0	
357,460	E	CBUQ																		2	2		0	0	CBUQ	BOM	0	
357,480	D	CBUQ		X																2	2		0	0	CBUQ	BOM	0	
357,500	E	CBUQ		X																2	2		0	0	CBUQ	BOM	0	
357,520	D	CBUQ		X																2	2		0	0	CBUQ	BOM	0	
357,540	E	CBUQ		X																2	2		0	0	CBUQ	BOM	0	
357,560	D	CBUQ		X																2	2		0	0	CBUQ	BOM	0	
357,580	E	CBUQ		X																2	2		0	0	CBUQ	BOM	0	
357,600	D	CBUQ		X																2	2		0	0	CBUQ	BOM	0	
357,620	E	CBUQ		X																2	2		0	0	CBUQ	BOM	0	
357,640	D	CBUQ		X																2	2		0	0	CBUQ	BOM	0	
357,660	E	CBUQ		X																2	2		0	0	CBUQ	BOM	0	
357,680	D	CBUQ		X																2	2		0	0	CBUQ	BOM	0	
357,700	E	CBUQ		X																2	2		0	0	CBUQ	BOM	0	
357,720	D	CBUQ		X																2	2		0	0	CBUQ	BOM	0	
357,740	E	CBUQ		X																2	2		0	0	CBUQ	BOM	0	
357,760	D	CBUQ		X			X						X			X				2	4		20	0	CBUQ	BOM	0	
357,780	E	CBUQ		X																2	2		0	0	CBUQ	BOM	0	
357,800	D	CBUQ					X													2	4		20	0	CBUQ	BOM	0	
357,820	E	CBUQ		X																2	2		0	0	CBUQ	BOM	0	
357,840	D	CBUQ						X					X			X				2	4		0	20	CBUQ	BOM	0	
357,860	E	CBUQ		X																2	4		40	0	CBUQ	BOM	0	
357,880	D	CBUQ					X													2	2		0	0	CBUQ	BOM	0	

INVENTÁRIO DO ESTADO DA SUPERFÍCIE DO PAVIMENTO																											DNIT-PRO 06					
RODOVIA: BR-116 (MG)																		SEGMENTO: 0,000 ao 817,000									DATA: 03/2007					
TRECHO: Div. BA/MG - Div. MG/RJ																		AVALIADOR: Gerson									PISTA: Simples			FOLHA:		
km	Faixa	Pista Tipo Rev.	OK	FC-1			FC-2		FC-3		AF	O	P	EX	D	R	ALC	ATC	DG	Flecha		% de Área			ACOSTAMENTO							
				FI	TTC	TLC	J	TB	JE	E										TRI	TRE	FC-1	FC-2	FC-3	Tipo	Estado	Deg cm	OBS.				
				(1)	(1)	(1)	(2)	(2)	(3)	(3)																						
357,900	E	CBUQ		X																2	4		20	0	CBUQ	BOM	0					
357,920	D	CBUQ					X													2	2		0	0	CBUQ	BOM	0					
357,940	E	CBUQ		X																2	2		0	0	CBUQ	BOM	0					
357,960	D	CBUQ		X																2	2		0	0	CBUQ	BOM	0					
357,980	E	CBUQ		X																2	2		0	0	CBUQ	BOM	0					
358,000	D	CBUQ		X																2	2		0	0	CBUQ	BOM	0					
358,020	E	CBUQ		X																2	2		0	0	CBUQ	BOM	0					
358,040	D	CBUQ		X																2	2		0	0	CBUQ	BOM	0					
358,060	E	CBUQ		X																2	2		0	0	CBUQ	BOM	0					
358,080	D	CBUQ		X																2	2		0	0	CBUQ	BOM	0					
358,100	E	CBUQ		X																2	2		0	0	CBUQ	BOM	0					
358,120	D	CBUQ		X																2	2		0	0	CBUQ	BOM	0					
358,140	E	CBUQ		X																2	2		0	0	CBUQ	BOM	0					
358,160	D	CBUQ		X																2	2		0	0	CBUQ	BOM	0					
358,180	E	CBUQ		X																2	2		0	0	CBUQ	BOM	0					
358,200	D	CBUQ		X																2	2		0	0	CBUQ	BOM	0					
358,220	E	CBUQ		X																2	2		0	0	CBUQ	BOM	0					
358,240	D	CBUQ		X																2	2		0	0	CBUQ	BOM	0					
358,260	E	CBUQ		X																2	2		0	0	CBUQ	BOM	0					
358,280	D	CBUQ		X																2	2		0	0	CBUQ	BOM	0					
358,300	E	CBUQ					X													2	4		10	0	CBUQ	BOM	0					
358,320	D	CBUQ		X																2	2		0	0	CBUQ	BOM	0					
358,340	E	CBUQ		X																2	2		0	0	CBUQ	BOM	0					
358,360	D	CBUQ		X																2	2		0	0	CBUQ	BOM	0					
358,380	E	CBUQ		X																2	2		0	0	CBUQ	BOM	0					
358,400	D	CBUQ		X																2	2		0	0	CBUQ	BOM	0					
358,420	E	CBUQ			X	X														2	2		0	0	CBUQ	BOM	0					
358,440	D	CBUQ			X	X	X													2	2		5	0	CBUQ	BOM	0					
358,460	E	CBUQ		X		X														2	2		0	0	CBUQ	BOM	0					
358,480	D	CBUQ		X																2	2		0	0	CBUQ	BOM	0					
358,500	E	CBUQ		X		X														2	2		0	0	CBUQ	BOM	0					
358,520	D	CBUQ		X																2	2		0	0	CBUQ	BOM	0					
358,540	E	CBUQ		X																2	2		0	0	CBUQ	BOM	0					

INVENTÁRIO DO ESTADO DA SUPERFÍCIE DO PAVIMENTO																											DNIT-PRO 06					
RODOVIA: BR-116 (MG)																		SEGMENTO: 0,000 ao 817,000									DATA: 03/2007					
TRECHO: Div. BA/MG - Div. MG/RJ																		AVALIADOR: Gerson									PISTA: Simples			FOLHA:		
km	Faixa	Pista Tipo Rev.	OK	FC-1			FC-2		FC-3		AF	O	P	EX	D	R	ALC	ATC	DG	Flecha		% de Área			ACOSTAMENTO							
				FI	TTC	TLC	J	TB	JE	E										TRI	TRE	FC-1	FC-2	FC-3	Tipo	Estado	Deg cm	OBS.				
				(1)	(1)	(1)	(2)	(2)	(3)	(3)																						
358,560	D	CBUQ		X																2	2		0	0	CBUQ	BOM	0					
358,580	E	CBUQ		X																2	2		0	0	CBUQ	BOM	0					
358,600	D	CBUQ		X																2	2		0	0	CBUQ	BOM	0					
358,620	E	CBUQ		X																2	2		0	0	CBUQ	BOM	0					
358,640	D	CBUQ		X																2	2		0	0	CBUQ	BOM	0					
358,660	E	CBUQ		X																2	2		0	0	CBUQ	BOM	0					
358,680	D	CBUQ		X																2	2		0	0	CBUQ	BOM	0					
358,700	E	CBUQ		X																2	2		0	0	CBUQ	BOM	0					
358,720	D	CBUQ		X																2	2		0	0	CBUQ	BOM	0					
358,740	E	CBUQ		X																2	2		0	0	CBUQ	BOM	0					
358,760	D	CBUQ		X																2	2		0	0	CBUQ	BOM	0					
358,780	E	CBUQ		X																2	2		0	0	CBUQ	BOM	0					
358,800	D	CBUQ		X																2	2		0	0	CBUQ	BOM	0					
358,820	E	CBUQ		X																2	2		0	0	CBUQ	BOM	0					
358,840	D	CBUQ		X																2	2		0	0	CBUQ	BOM	0					
358,860	E	CBUQ		X																2	2		0	0	CBUQ	BOM	0					
358,880	D	CBUQ		X																2	2		0	0	CBUQ	BOM	0					
358,900	E	CBUQ		X																2	2		0	0	CBUQ	BOM	0					
358,920	D	CBUQ		X																2	2		0	0	CBUQ	BOM	0					
358,940	E	CBUQ		X																2	2		0	0	CBUQ	BOM	0					
358,960	D	CBUQ		X																2	2		0	0	CBUQ	BOM	0					
358,980	E	CBUQ		X																2	2		0	0	CBUQ	BOM	0					
359,000	D	CBUQ		X																2	2		0	0	CBUQ	BOM	0					
359,020	E	CBUQ		X																2	2		0	0	CBUQ	BOM	0					
359,040	D	CBUQ		X																2	2		0	0	CBUQ	BOM	0					
359,060	E	CBUQ		X																2	2		0	0	CBUQ	BOM	0					
359,080	D	CBUQ		X																2	2		0	0	CBUQ	BOM	0					
359,100	E	CBUQ		X																2	2		0	0	CBUQ	BOM	0					
359,120	D	CBUQ			X	X														2	4		0	0	CBUQ	BOM	0					
359,140	E	CBUQ		X																2	2		0	0	CBUQ	BOM	0					
359,160	D	CBUQ			X	X														2	4		0	0	CBUQ	BOM	0					
359,180	E	CBUQ		X																2	2		0	0	CBUQ	BOM	0					
359,200	D	CBUQ			X	X														2	3		0	0	CBUQ	BOM	0					

INVENTÁRIO DO ESTADO DA SUPERFÍCIE DO PAVIMENTO																												DNIT-PRO 06	
RODOVIA: BR-116 (MG)												SEGMENTO: 0,000 ao 817,000														DATA: 03/2007			
TRECHO: Div. BA/MG - Div. MG/RJ												AVALIADOR: Gerson										PISTA: Simples						FOLHA:	
km	Faixa	Pista Tipo Rev.	OK	FC-1			FC-2		FC-3		AF	O	P	EX	D	R	ALC	ATC	DG	Flecha		% de Área			ACOSTAMENTO				
				FI	TTC	TLC	J	TB	JE	E										TRI	TRE	FC-1	FC-2	FC-3	Tipo	Estado	Deg cm	OBS.	
				(1)	(1)	(1)	(2)	(2)	(3)	(3)																			(4)
359,220	E	CBUQ			X	X														2	2		0	0	CBUQ	BOM	0		
359,240	D	CBUQ				X														2	4		0	0	CBUQ	BOM	0		
359,260	E	CBUQ		X																2	2		0	0	CBUQ	BOM	0		
359,280	D	CBUQ		X																2	2		0	0	CBUQ	BOM	0		
359,300	E	CBUQ		X																2	2		0	0	CBUQ	BOM	0		
359,320	D	CBUQ		X																2	2		0	0	CBUQ	BOM	0		
359,340	E	CBUQ		X																2	2		0	0	CBUQ	BOM	0		
359,360	D	CBUQ		X																2	2		0	0	CBUQ	BOM	0		
359,380	E	CBUQ		X																2	2		0	0	CBUQ	BOM	0		
359,400	D	CBUQ		X																2	2		0	0	CBUQ	BOM	0		
359,420	E	CBUQ		X																2	2		0	0	CBUQ	BOM	0		
359,440	D	CBUQ		X																2	2		0	0	CBUQ	BOM	0		
359,460	E	CBUQ		X																2	2		0	0	CBUQ	BOM	0		
359,480	D	CBUQ		X																2	2		0	0	CBUQ	BOM	0		
359,500	E	CBUQ		X																2	2		0	0	CBUQ	BOM	0		
359,520	D	CBUQ		X																2	2		0	0	CBUQ	BOM	0		
359,540	E	CBUQ		X																2	2		0	0	CBUQ	BOM	0		
359,560	D	CBUQ		X																2	2		0	0	CBUQ	BOM	0		
359,580	E	CBUQ		X																2	2		0	0	CBUQ	BOM	0		
359,600	D	CBUQ		X																2	2		0	0	CBUQ	BOM	0		
359,620	E	CBUQ		X																2	2		0	0	CBUQ	BOM	0		
359,640	D	CBUQ					X						X							2	2		0	0	CBUQ	BOM	0		
359,660	E	CBUQ		X																2	2		10	0	CBUQ	BOM	0		
359,680	D	CBUQ					X													2	2		0	0	CBUQ	BOM	0		
359,700	E	CBUQ		X																2	2		10	0	CBUQ	BOM	0		
359,720	D	CBUQ		X																2	2		0	0	CBUQ	BOM	0		
359,740	E	CBUQ		X																2	2		0	0	CBUQ	BOM	0		
359,760	D	CBUQ		X																2	2		0	0	CBUQ	BOM	0		
359,780	E	CBUQ		X																2	2		0	0	CBUQ	BOM	0		
359,800	D	CBUQ		X																2	2		0	0	CBUQ	BOM	0		
359,820	E	CBUQ		X																2	2		0	0	CBUQ	BOM	0		
359,840	D	CBUQ		X																2	2		0	0	CBUQ	BOM	0		
359,860	E	CBUQ		X																2	2		0	0	CBUQ	BOM	0		

INVENTÁRIO DO ESTADO DA SUPERFÍCIE DO PAVIMENTO																												DNIT-PRO 06			
RODOVIA: BR-116 (MG)												SEGMENTO: 0,000 ao 817,000												DATA: 03/2007							
TRECHO: Div. BA/MG - Div. MG/RJ												AVALIADOR: Gerson												PISTA: Simples				FOLHA:			
km	Faixa	Pista Tipo Rev.	OK	FC-1			FC-2		FC-3		AF	O	P	EX	D	R	ALC	ATC	DG	Flecha		% de Área			ACOSTAMENTO						
				FI	TTC	TLC	J	TB	JE	E										TRI	TRE	FC-1	FC-2	FC-3	Tipo	Estado	Deg cm	OBS.			
				(1)	(1)	(1)	(2)	(2)	(3)	(3)																			(4)	(5)	(5)
359,880	D	CBUQ		X																2	2		0	0	CBUQ	BOM	0				
359,900	E	CBUQ		X									X							2	2		0	0	CBUQ	BOM	0				
359,920	D	CBUQ					X						X							2	2		15	0	CBUQ	BOM	0				
359,940	E	CBUQ		X																2	2		0	0	CBUQ	BOM	0				
359,960	D	CBUQ					X													2	2		10	0	CBUQ	BOM	0				
359,980	E	CBUQ		X																2	2		0	0	CBUQ	BOM	0				
360,000	D	CBUQ		X																2	2		0	0	CBUQ	BOM	0				
360,020	E	CBUQ		X																2	2		0	0	CBUQ	BOM	0				
360,040	D	CBUQ		X																2	2		0	0	CBUQ	BOM	0				
360,060	E	CBUQ		X																2	2		0	0	CBUQ	BOM	0				
360,080	D	CBUQ		X											X					2	2		0	0	CBUQ	BOM	0				
360,100	E	CBUQ		X																2	2		0	0	CBUQ	BOM	0				
360,120	D	CBUQ		X																2	2		0	0	CBUQ	BOM	0				
360,140	E	CBUQ		X																2	2		0	0	CBUQ	BOM	0				
360,160	D	CBUQ		X																2	2		0	0	CBUQ	BOM	0				
360,180	E	CBUQ		X											X					2	2		0	0	CBUQ	BOM	0				
360,200	D	CBUQ					X													2	5		20	0	CBUQ	BOM	0				
360,220	E	CBUQ		X																2	2		0	0	CBUQ	BOM	0				
360,240	D	CBUQ		X																2	2		0	0	CBUQ	BOM	0				
360,260	E	CBUQ		X																2	2		0	0	CBUQ	BOM	0				
360,280	D	CBUQ		X																2	2		0	0	CBUQ	BOM	0				
360,300	E	CBUQ		X																2	2		0	0	CBUQ	BOM	0				
360,320	D	CBUQ		X																2	2		0	0	CBUQ	BOM	0				
360,340	E	CBUQ		X																2	2		0	0	CBUQ	BOM	0				
360,360	D	CBUQ		X																2	2		0	0	CBUQ	BOM	0				
360,380	E	CBUQ		X																2	2		0	0	CBUQ	BOM	0				
360,400	D	CBUQ		X																2	2		0	0	CBUQ	BOM	0				
360,420	E	CBUQ		X																2	2		0	0	CBUQ	BOM	0				
360,440	D	CBUQ		X																2	2		0	0	CBUQ	BOM	0				
360,460	E	CBUQ		X																2	2		0	0	CBUQ	BOM	0				
360,480	D	CBUQ		X																2	2		0	0	CBUQ	BOM	0				
360,500	E	CBUQ		X																2	2		0	0	CBUQ	BOM	0				
360,520	D	CBUQ		X																2	2		0	0	CBUQ	BOM	0				

INVENTÁRIO DO ESTADO DA SUPERFÍCIE DO PAVIMENTO																											DNIT-PRO 06		
RODOVIA: BR-116 (MG)												SEGMENTO: 0,000 ao 817,000												DATA: 03/2007					
TRECHO: Div. BA/MG - Div. MG/RJ												AVALIADOR: Gerson												PISTA: Simples			FOLHA:		
km	Faixa	Pista Tipo Rev.	OK	FC-1			FC-2		FC-3		AF	O	P	EX	D	R	ALC	ATC	DG	Flecha		% de Área			ACOSTAMENTO				
				FI	TTC	TLC	J	TB	JE	E										TRI	TRE	FC-1	FC-2	FC-3	Tipo	Estado	Deg cm	OBS.	
				(1)	(1)	(1)	(2)	(2)	(3)	(3)																			(4)
360,540	E	CBUQ		X																2	2		0	0	CBUQ	BOM	0		
360,560	D	CBUQ		X																2	2		0	0	CBUQ	BOM	0		
360,580	E	CBUQ			X															2	2		0	0	CBUQ	BOM	0		
360,600	D	CBUQ		X																2	2		0	0	CBUQ	BOM	0		
360,620	E	CBUQ					X													2	2		10	0	CBUQ	BOM	0		
360,640	D	CBUQ		X																2	2		0	0	CBUQ	BOM	0		
360,660	E	CBUQ		X																2	2		0	0	CBUQ	BOM	0		
360,680	D	CBUQ		X																2	2		0	0	CBUQ	BOM	0		
360,700	E	CBUQ					X													2	2		5	0	CBUQ	BOM	0		
360,720	D	CBUQ		X																2	2		0	0	CBUQ	BOM	0		
360,740	E	CBUQ		X																2	2		0	0	CBUQ	BOM	0		
360,760	D	CBUQ		X																2	2		0	0	CBUQ	BOM	0		
360,780	E	CBUQ		X																2	2		0	0	CBUQ	BOM	0		
360,800	D	CBUQ		X																2	2		0	0	CBUQ	BOM	0		
360,820	E	CBUQ		X																2	2		0	0	CBUQ	BOM	0		
360,840	D	CBUQ		X																2	2		0	0	CBUQ	BOM	0		
360,860	E	CBUQ		X																2	2		0	0	CBUQ	BOM	0		
360,880	D	CBUQ		X																2	2		0	0	CBUQ	BOM	0		
360,900	E	CBUQ		X																2	2		0	0	CBUQ	BOM	0		
360,920	D	CBUQ		X																2	2		0	0	CBUQ	BOM	0		
360,940	E	CBUQ		X																2	2		0	0	CBUQ	BOM	0		
360,960	D	CBUQ		X																2	2		0	0	CBUQ	BOM	0		
360,980	E	CBUQ		X																2	2		0	0	CBUQ	BOM	0		
361,000	D	CBUQ		X																2	2		0	0	CBUQ	BOM	0		
361,020	E	CBUQ		X																2	2		0	0	CBUQ	BOM	0		
361,040	D	CBUQ		X																2	2		0	0	CBUQ	BOM	0		
361,060	E	CBUQ		X																2	2		0	0	CBUQ	BOM	0		
361,080	D	CBUQ		X																2	2		0	0	CBUQ	BOM	0		
361,100	E	CBUQ		X																2	2		0	0	CBUQ	BOM	0		
361,120	D	CBUQ		X																2	2		0	0	CBUQ	BOM	0		
361,140	E	CBUQ		X																2	2		0	0	CBUQ	BOM	0		
361,160	D	CBUQ		X																2	2		0	0	CBUQ	BOM	0		
361,180	E	CBUQ		X																2	2		0	0	CBUQ	BOM	0		

INVENTÁRIO DO ESTADO DA SUPERFÍCIE DO PAVIMENTO																											DNIT-PRO 06							
RODOVIA: BR-116 (MG)																		SEGMENTO: 0,000 ao 817,000									DATA: 03/2007							
TRECHO: Div. BA/MG - Div. MG/RJ																		AVALIADOR: Gerson									PISTA: Simples				FOLHA:			
km	Faixa	Pista Tipo Rev.	OK	FC-1			FC-2		FC-3		AF	O	P	EX	D	R	ALC	ATC	DG	Flecha		% de Área			ACOSTAMENTO									
				FI	TTC	TLC	J	TB	JE	E										TRI	TRE	FC-1	FC-2	FC-3	Tipo	Estado	Deg	OBS.						
				(1)	(1)	(1)	(2)	(2)	(3)	(3)										(4)	(5)	(5)	(6)	(7)	(8)					cm				
361,200	D	CBUQ		X																2	2		0	0	CBUQ	BOM	0							
361,220	E	CBUQ		X																2	2		0	0	CBUQ	BOM	0							
361,240	D	CBUQ		X																2	2		0	0	CBUQ	BOM	0							
361,260	E	CBUQ		X																2	2		0	0	CBUQ	BOM	0							
361,280	D	CBUQ		X																2	2		0	0	CBUQ	BOM	0							
361,300	E	CBUQ		X																2	2		0	0	CBUQ	BOM	0							
361,320	D	CBUQ		X																2	2		0	0	CBUQ	BOM	0							
361,340	E	CBUQ		X																2	2		0	0	CBUQ	BOM	0							
361,360	D	CBUQ		X																2	2		0	0	CBUQ	BOM	0							
361,380	E	CBUQ		X																2	2		0	0	CBUQ	BOM	0							
361,400	D	CBUQ		X																2	2		0	0	CBUQ	BOM	0							
361,420	E	CBUQ		X																2	2		0	0	CBUQ	BOM	0							
361,440	D	CBUQ		X																2	2		0	0	CBUQ	BOM	0							
361,460	E	CBUQ		X																2	2		0	0	CBUQ	BOM	0							
361,480	D	CBUQ		X																2	2		0	0	CBUQ	BOM	0							
361,500	E	CBUQ		X																2	2		0	0	CBUQ	BOM	0							
361,520	D	CBUQ		X																2	2		0	0	CBUQ	BOM	0							
361,540	E	CBUQ		X																2	2		0	0	CBUQ	BOM	0							
361,560	D	CBUQ		X																2	2		0	0	CBUQ	BOM	0							
361,580	E	CBUQ		X																2	2		0	0	CBUQ	BOM	0							
361,600	D	CBUQ		X																2	2		0	0	CBUQ	BOM	0							
361,620	E	CBUQ		X																2	2		0	0	CBUQ	BOM	0							
361,640	D	CBUQ		X																2	2		0	0	CBUQ	BOM	0							
361,660	E	CBUQ		X																2	2		0	0	CBUQ	BOM	0							
361,680	D	CBUQ		X																2	2		0	0	CBUQ	BOM	0							
361,700	E	CBUQ		X																2	2		0	0	CBUQ	BOM	0							
361,720	D	CBUQ		X																2	2		0	0	CBUQ	BOM	0							
361,740	E	CBUQ		X																2	2		0	0	CBUQ	BOM	0							
361,760	D	CBUQ		X																2	2		0	0	CBUQ	BOM	0							
361,780	E	CBUQ		X																2	2		0	0	CBUQ	BOM	0							
361,800	D	CBUQ		X																2	2		0	0	CBUQ	BOM	0							
361,820	E	CBUQ		X																2	2		0	0	CBUQ	BOM	0							
361,840	D	CBUQ		X																2	2		0	0	CBUQ	BOM	0							

INVENTÁRIO DO ESTADO DA SUPERFÍCIE DO PAVIMENTO																								DNIT-PRO 06					
RODOVIA: BR-116 (MG)												SEGMENTO: 0,000 ao 817,000												DATA: 03/2007					
TRECHO: Div. BA/MG - Div. MG/RJ												AVALIADOR: Gerson												FOLHA:					
km	Faixa	Pista Tipo Rev.	OK	FC-1			FC-2		FC-3		AF	O	P	EX	D	R	ALC	ATC	DG	Flecha mm		% de Área			ACOSTAMENTO				
				FI	TTC	TLC	J	TB	JE	E															Tipo	Estado	Deg cm	OBS.	
				(1)	(1)	(1)	(2)	(2)	(3)	(3)																			
361,860	E	CBUQ		X																	2	2		0	0	CBUQ	BOM	0	
361,880	D	CBUQ		X																	2	2		0	0	CBUQ	BOM	0	
361,900	E	CBUQ		X																	2	2		0	0	CBUQ	BOM	0	
361,920	D	CBUQ		X																	2	2		0	0	CBUQ	BOM	0	
361,940	E	CBUQ		X																	2	2		0	0	CBUQ	BOM	0	
361,960	D	CBUQ		X																	2	2		0	0	CBUQ	BOM	0	
361,980	E	CBUQ		X																	2	2		0	0	CBUQ	BOM	0	
362,000	D	CBUQ		X																	2	2		0	0	CBUQ	BOM	0	
362,020	E	CBUQ		X																	2	2		0	0	CBUQ	BOM	0	
362,040	D	CBUQ		X																	2	2		0	0	CBUQ	BOM	0	
362,060	E	CBUQ		X																	2	2		0	0	CBUQ	BOM	0	
362,080	D	CBUQ		X																	2	2		0	0	CBUQ	BOM	0	
362,100	E	CBUQ		X																	2	2		0	0	CBUQ	BOM	0	
362,120	D	CBUQ		X																	2	2		0	0	CBUQ	BOM	0	
362,140	E	CBUQ		X																	2	2		0	0	CBUQ	BOM	0	
362,160	D	CBUQ		X																	2	2		0	0	CBUQ	BOM	0	
362,180	E	CBUQ		X																	2	2		0	0	CBUQ	BOM	0	
362,200	D	CBUQ		X																	2	2		0	0	CBUQ	BOM	0	
362,220	E	CBUQ		X																	2	2		0	0	CBUQ	BOM	0	
362,240	D	CBUQ		X																	2	2		0	0	CBUQ	BOM	0	
362,260	E	CBUQ		X																	2	2		0	0	CBUQ	BOM	0	
362,280	D	CBUQ		X																	2	2		0	0	CBUQ	BOM	0	
362,300	E	CBUQ		X																	2	2		0	0	CBUQ	BOM	0	
362,320	D	CBUQ		X																	2	2		0	0	CBUQ	BOM	0	
362,340	E	CBUQ		X																	2	2		0	0	CBUQ	BOM	0	
362,360	D	CBUQ		X																	2	2		0	0	CBUQ	BOM	0	
362,380	E	CBUQ		X																	2	2		0	0	CBUQ	BOM	0	
362,400	D	CBUQ		X																	2	2		0	0	CBUQ	BOM	0	
362,420	E	CBUQ		X																	2	2		0	0	CBUQ	BOM	0	
362,440	D	CBUQ		X																	2	2		0	0	CBUQ	BOM	0	
362,460	E	CBUQ		X																	2	2		0	0	CBUQ	BOM	0	
362,480	D	CBUQ		X																	2	2		0	0	CBUQ	BOM	0	
362,500	E	CBUQ		X																	2	2		0	0	CBUQ	BOM	0	Entrada para

INVENTÁRIO DO ESTADO DA SUPERFÍCIE DO PAVIMENTO																							DNIT-PRO 06						
RODOVIA: BR-116 (MG)											SEGMENTO: 0,000 ao 817,000											DATA: 03/2007							
TRECHO: Div. BA/MG - Div. MG/RJ											AVALIADOR: Gerson											FOLHA:							
km	Faixa	Pista Tipo Rev.	OK	FC-1			FC-2		FC-3		AF	O	P	EX	D	R	ALC	ATC	DG	Flecha mm		% de Área			ACOSTAMENTO				
				FI	TTC	TLC	J	TB	JE	E										TRI	TRE	FC-1	FC-2	FC-3	Tipo	Estado	Deg cm	OBS.	
				(1)	(1)	(1)	(2)	(2)	(3)	(3)	(4)	(5)	(5)	(6)	(7)	(8)													
362,520	D	CBUQ		X																	2	2		0	0	CBUQ	BOM	0	Jampruca
362,540	E	CBUQ		X																	2	2		0	0	CBUQ	BOM	0	362+900
362,560	D	CBUQ		X																	2	2		0	0	CBUQ	BOM	0	a esquerda
362,580	E	CBUQ		X																	2	2		0	0	CBUQ	BOM	0	
362,600	D	CBUQ		X																	2	2		0	0	CBUQ	BOM	0	
362,620	E	CBUQ		X																	2	2		0	0	CBUQ	BOM	0	
362,640	D	CBUQ		X																	2	2		0	0	CBUQ	BOM	0	
362,660	E	CBUQ		X																	2	2		0	0	CBUQ	BOM	0	
362,680	D	CBUQ		X																	2	2		0	0	CBUQ	BOM	0	
362,700	E	CBUQ		X																	2	2		0	0	CBUQ	BOM	0	
362,720	D	CBUQ		X																	2	2		0	0	CBUQ	BOM	0	
362,740	E	CBUQ		X																	2	2		0	0	CBUQ	BOM	0	
362,760	D	CBUQ		X																	2	2		0	0	CBUQ	BOM	0	
362,780	E	CBUQ		X																	2	2		0	0	CBUQ	BOM	0	
362,800	D	CBUQ		X																	2	2		0	0	CBUQ	BOM	0	
362,820	E	CBUQ			X	X															2	2		0	0	CBUQ	BOM	0	
362,840	D	CBUQ		X											X						2	2		0	0	CBUQ	BOM	0	
362,860	E	CBUQ		X											X						2	2		0	0	CBUQ	BOM	0	
362,880	D	CBUQ				X									X						2	2		0	0	CBUQ	BOM	0	
362,900	E	CBUQ													X						2	2		0	0	CBUQ	BOM	0	
362,920	D	CBUQ				X			X												2	4		0	20	CBUQ	BOM	0	
362,940	E	CBUQ		X											X						2	2		0	0	CBUQ	BOM	0	
362,960	D	CBUQ							X				X			X					2	4		0	20	CBUQ	BOM	0	
362,980	E	CBUQ		X											X						2	2		0	0	CBUQ	BOM	0	
363,000	D	CBUQ													X						2	2		0	0	CBUQ	BOM	0	
363,020	E	CBUQ		X																	2	2		0	0	CBUQ	BOM	0	
363,040	D	CBUQ		X																	2	2		0	0	CBUQ	BOM	0	
363,060	E	CBUQ																			2	2		0	0	CBUQ	BOM	0	
363,080	D	CBUQ																			2	2		0	0	CBUQ	BOM	0	
363,100	E	CBUQ																			2	2		0	0	CBUQ	BOM	0	
363,120	D	CBUQ		X																	2	2		0	0	CBUQ	BOM	0	
363,140	E	CBUQ																			2	2		0	0	CBUQ	BOM	0	
363,160	D	CBUQ																			2	2		0	0	CBUQ	BOM	0	

INVENTÁRIO DO ESTADO DA SUPERFÍCIE DO PAVIMENTO																							DNIT-PRO 06						
RODOVIA: BR-116 (MG)											SEGMENTO: 0,000 ao 817,000											DATA: 03/2007							
TRECHO: Div. BA/MG - Div. MG/RJ											AVALIADOR: Gerson											FOLHA:							
km	Faixa	Pista Tipo Rev.	OK	FC-1			FC-2		FC-3		AF	O	P	EX	D	R	ALC	ATC	DG	Flecha mm		% de Área			ACOSTAMENTO				
				FI	TTC	TLC	J	TB	JE	E										TRI	TRE	FC-1	FC-2	FC-3	Tipo	Estado	Deg cm	OBS.	
				(1)	(1)	(1)	(2)	(2)	(3)	(3)																			
363,180	E	CBUQ																			2	2		0	0	CBUQ	BOM	0	
363,200	D	CBUQ		X																	2	2		0	0	CBUQ	BOM	0	
363,220	E	CBUQ		X																	2	2		0	0	CBUQ	BOM	0	
363,240	D	CBUQ		X																	2	2		0	0	CBUQ	BOM	0	
363,260	E	CBUQ																			2	2		0	0	CBUQ	BOM	0	
363,280	D	CBUQ		X																	2	2		0	0	CBUQ	BOM	0	
363,300	E	CBUQ		X																	2	2		0	0	CBUQ	BOM	0	
363,320	D	CBUQ																			2	2		0	0	CBUQ	BOM	0	
363,340	E	CBUQ																			2	2		0	0	CBUQ	BOM	0	
363,360	D	CBUQ																			2	2		0	0	CBUQ	BOM	0	
363,380	E	CBUQ		X																	2	2		0	0	CBUQ	BOM	0	
363,400	D	CBUQ		X																	2	2		0	0	CBUQ	BOM	0	
363,420	E	CBUQ		X																	2	2		0	0	CBUQ	BOM	0	
363,440	D	CBUQ																			2	2		0	0	CBUQ	BOM	0	
363,460	E	CBUQ																			2	2		0	0	CBUQ	BOM	0	
363,480	D	CBUQ																			2	2		0	0	CBUQ	BOM	0	
363,500	E	CBUQ																			2	2		0	0	CBUQ	BOM	0	
363,520	D	CBUQ		X																	2	2		0	0	CBUQ	BOM	0	
363,540	E	CBUQ																			2	2		0	0	CBUQ	BOM	0	
363,560	D	CBUQ																			2	2		0	0	CBUQ	BOM	0	
363,580	E	CBUQ																			2	2		0	0	CBUQ	BOM	0	
363,600	D	CBUQ		X																	2	2		0	0	CBUQ	BOM	0	
363,620	E	CBUQ		X																	2	2		0	0	CBUQ	BOM	0	
363,640	D	CBUQ																			2	2		0	0	CBUQ	BOM	0	
363,660	E	CBUQ		X																	2	2		0	0	CBUQ	BOM	0	
363,680	D	CBUQ																			2	2		0	0	CBUQ	BOM	0	
363,700	E	CBUQ																			2	2		0	0	CBUQ	BOM	0	
363,720	D	CBUQ																			2	2		0	0	CBUQ	BOM	0	
363,740	E	CBUQ		X																	2	2		0	0	CBUQ	BOM	0	
363,760	D	CBUQ		X																	2	2		0	0	CBUQ	BOM	0	
363,780	E	CBUQ		X																	2	2		0	0	CBUQ	BOM	0	
363,800	D	CBUQ		X																	2	2		0	0	CBUQ	BOM	0	
363,820	E	CBUQ		X																	2	2		0	0	CBUQ	BOM	0	

INVENTÁRIO DO ESTADO DA SUPERFÍCIE DO PAVIMENTO																								DNIT-PRO 06					
RODOVIA: BR-116 (MG)												SEGMENTO: 0,000 ao 817,000												DATA: 03/2007					
TRECHO: Div. BA/MG - Div. MG/RJ												AVALIADOR: Gerson												FOLHA:					
km	Faixa	Pista Tipo Rev.	OK	FC-1			FC-2		FC-3		AF	O	P	EX	D	R	ALC	ATC	DG	Flecha mm		% de Área			ACOSTAMENTO				
				FI	TTC	TLC	J	TB	JE	E															Tipo	Estado	Deg cm	OBS.	
				(1)	(1)	(1)	(2)	(2)	(3)	(3)																			
363,840	D	CBUQ																			2	2		0	0	CBUQ	BOM	0	
363,860	E	CBUQ		X																	2	2		0	0	CBUQ	BOM	0	
363,880	D	CBUQ		X																	2	2		0	0	CBUQ	BOM	0	
363,900	E	CBUQ		X																	2	2		0	0	CBUQ	BOM	0	
363,920	D	CBUQ		X																	2	2		0	0	CBUQ	BOM	0	
363,940	E	CBUQ		X																	2	2		0	0	CBUQ	BOM	0	
363,960	D	CBUQ		X																	2	2		0	0	CBUQ	BOM	0	
363,980	E	CBUQ		X																	2	2		0	0	CBUQ	BOM	0	
364,000	D	CBUQ		X																	2	2		0	0	CBUQ	BOM	0	
364,020	E	CBUQ		X																	2	2		0	0	CBUQ	BOM	0	
364,040	D	CBUQ		X																	2	2		0	0	CBUQ	BOM	0	
364,060	E	CBUQ		X																	2	2		0	0	CBUQ	BOM	0	
364,080	D	CBUQ																			2	2		0	0	CBUQ	BOM	0	
364,100	E	CBUQ		X																	2	2		0	0	CBUQ	BOM	0	
364,120	D	CBUQ		X																	2	2		0	0	CBUQ	BOM	0	
364,140	E	CBUQ		X																	2	2		0	0	CBUQ	BOM	0	
364,160	D	CBUQ		X																	2	2		0	0	CBUQ	BOM	0	
364,180	E	CBUQ		X																	2	2		0	0	CBUQ	BOM	0	
364,200	D	CBUQ		X																	2	2		0	0	CBUQ	BOM	0	
364,220	E	CBUQ		X																	2	2		0	0	CBUQ	BOM	0	
364,240	D	CBUQ		X																	2	2		0	0	CBUQ	BOM	0	
364,260	E	CBUQ		X																	2	2		0	0	CBUQ	BOM	0	
364,280	D	CBUQ		X																	2	2		0	0	CBUQ	BOM	0	
364,300	E	CBUQ		X																	2	2		0	0	CBUQ	BOM	0	
364,320	D	CBUQ		X																	2	2		0	0	CBUQ	BOM	0	
364,340	E	CBUQ		X																	2	2		0	0	CBUQ	BOM	0	
364,360	D	CBUQ		X																	2	2		0	0	CBUQ	BOM	0	
364,380	E	CBUQ		X																	2	2		0	0	CBUQ	BOM	0	
364,400	D	CBUQ		X																	2	2		0	0	CBUQ	BOM	0	
364,420	E	CBUQ		X																	2	2		0	0	CBUQ	BOM	0	
364,440	D	CBUQ		X																	2	2		0	0	CBUQ	BOM	0	
364,460	E	CBUQ		X																	2	2		0	0	CBUQ	BOM	0	
364,480	D	CBUQ		X																	2	2		0	0	CBUQ	BOM	0	

INVENTÁRIO DO ESTADO DA SUPERFÍCIE DO PAVIMENTO																								DNIT-PRO 06					
RODOVIA: BR-116 (MG)												SEGMENTO: 0,000 ao 817,000												DATA: 03/2007					
TRECHO: Div. BA/MG - Div. MG/RJ												AVALIADOR: Gerson												FOLHA:					
km	Faixa	Pista Tipo Rev.	OK	FC-1			FC-2		FC-3		AF	O	P	EX	D	R	ALC	ATC	DG	Flecha mm		% de Área			ACOSTAMENTO				
				FI	TTC	TLC	J	TB	JE	E															Tipo	Estado	Deg cm	OBS.	
				(1)	(1)	(1)	(2)	(2)	(3)	(3)																			
364,500	E	CBUQ		X																	2	2		0	0	CBUQ	BOM	0	
364,520	D	CBUQ		X																	2	2		0	0	CBUQ	BOM	0	
364,540	E	CBUQ		X																	2	2		0	0	CBUQ	BOM	0	
364,560	D	CBUQ		X																	2	2		0	0	CBUQ	BOM	0	
364,580	E	CBUQ		X																	2	2		0	0	CBUQ	BOM	0	
364,600	D	CBUQ		X																	2	2		0	0	CBUQ	BOM	0	
364,620	E	CBUQ		X																	2	2		0	0	CBUQ	BOM	0	
364,640	D	CBUQ		X																	2	2		0	0	CBUQ	BOM	0	
364,660	E	CBUQ		X																	2	2		0	0	CBUQ	BOM	0	
364,680	D	CBUQ		X																	2	2		0	0	CBUQ	BOM	0	
364,700	E	CBUQ		X																	2	2		0	0	CBUQ	BOM	0	
364,720	D	CBUQ		X																	2	2		0	0	CBUQ	BOM	0	
364,740	E	CBUQ		X																	2	2		0	0	CBUQ	BOM	0	
364,760	D	CBUQ		X																	2	2		0	0	CBUQ	BOM	0	
364,780	E	CBUQ		X																	2	2		0	0	CBUQ	BOM	0	
364,800	D	CBUQ		X																	2	2		0	0	CBUQ	BOM	0	
364,820	E	CBUQ		X																	2	2		0	0	CBUQ	BOM	0	
364,840	D	CBUQ		X																	2	2		0	0	CBUQ	BOM	0	
364,860	E	CBUQ		X																	2	2		0	0	CBUQ	BOM	0	
364,880	D	CBUQ		X	X																2	2		0	0	CBUQ	BOM	0	
364,900	E	CBUQ		X																	2	2		0	0	CBUQ	BOM	0	
364,920	D	CBUQ		X																	2	2		0	0	CBUQ	BOM	0	
364,940	E	CBUQ		X																	2	2		0	0	CBUQ	BOM	0	
364,960	D	CBUQ		X																	2	2		0	0	CBUQ	BOM	0	
364,980	E	CBUQ		X																	2	2		0	0	CBUQ	BOM	0	
365,000	D	CBUQ		X																	2	2		0	0	CBUQ	BOM	0	
365,020	E	CBUQ		X																	2	2		0	0	CBUQ	BOM	0	
365,040	D	CBUQ		X																	2	2		0	0	CBUQ	BOM	0	
365,060	E	CBUQ		X																	2	2		0	0	CBUQ	BOM	0	
365,080	D	CBUQ		X																	2	2		0	0	CBUQ	BOM	0	
365,100	E	CBUQ		X																	2	2		0	0	CBUQ	BOM	0	
365,120	D	CBUQ		X																	2	2		0	0	CBUQ	BOM	0	
365,140	E	CBUQ		X																	2	2		0	0	CBUQ	BOM	0	

INVENTÁRIO DO ESTADO DA SUPERFÍCIE DO PAVIMENTO																							DNIT-PRO 06						
RODOVIA: BR-116 (MG)											SEGMENTO: 0,000 ao 817,000											DATA: 03/2007							
TRECHO: Div. BA/MG - Div. MG/RJ											AVALIADOR: Gerson											FOLHA:							
km	Faixa	Pista Tipo Rev.	OK	FC-1			FC-2		FC-3		AF	O	P	EX	D	R	ALC	ATC	DG	Flecha mm		% de Área			ACOSTAMENTO				
				FI	TTC	TLC	J	TB	JE	E										TRI	TRE	FC-1	FC-2	FC-3	Tipo	Estado	Deg cm	OBS.	
				(1)	(1)	(1)	(2)	(2)	(3)	(3)																			
365,160	D	CBUQ		X																	2	2		0	0	CBUQ	BOM	0	
365,180	E	CBUQ		X																	2	2		0	0	CBUQ	BOM	0	
365,200	D	CBUQ		X																	2	2		0	0	CBUQ	BOM	0	
365,220	E	CBUQ		X																	2	2		0	0	CBUQ	BOM	0	
365,240	D	CBUQ		X																	2	2		0	0	CBUQ	BOM	0	
365,260	E	CBUQ		X																	2	2		0	0	CBUQ	BOM	0	
365,280	D	CBUQ		X																	2	2		0	0	CBUQ	BOM	0	
365,300	E	CBUQ		X																	2	2		0	0	CBUQ	BOM	0	
365,320	D	CBUQ		X																	2	2		0	0	CBUQ	BOM	0	
365,340	E	CBUQ		X																	2	2		0	0	CBUQ	BOM	0	
365,360	D	CBUQ		X																	2	2		0	0	CBUQ	BOM	0	
365,380	E	CBUQ		X																	2	2		0	0	CBUQ	BOM	0	
365,400	D	CBUQ																			2	2		0	0	CBUQ	BOM	0	
365,420	E	CBUQ		X																	2	2		0	0	CBUQ	BOM	0	
365,440	D	CBUQ		X																	2	2		0	0	CBUQ	BOM	0	
365,460	E	CBUQ		X																	2	2		0	0	CBUQ	BOM	0	
365,480	D	CBUQ		X																	2	2		0	0	CBUQ	BOM	0	
365,500	E	CBUQ		X																	2	2		0	0	CBUQ	BOM	0	
365,520	D	CBUQ		X																	2	2		0	0	CBUQ	BOM	0	
365,540	E	CBUQ		X																	2	2		0	0	CBUQ	BOM	0	
365,560	D	CBUQ		X																	2	2		0	0	CBUQ	BOM	0	
365,580	E	CBUQ		X																	2	2		0	0	CBUQ	BOM	0	
365,600	D	CBUQ		X																	2	2		0	0	CBUQ	BOM	0	
365,620	E	CBUQ																											
365,640	D	CBUQ																											
365,660	E	CBUQ																											
365,680	D	CBUQ																											
365,700	E	CBUQ																											
365,720	D	CBUQ		X																	2	2		0	0	CBUQ	BOM	0	
365,740	E	CBUQ		X																	2	2		0	0	CBUQ	BOM	0	
365,760	D	CBUQ		X																	2	2		0	0	CBUQ	BOM	0	
365,780	E	CBUQ		X																	2	2		0	0	CBUQ	BOM	0	
365,800	D	CBUQ		X																	2	2		0	0	CBUQ	BOM	0	

INVENTÁRIO DO ESTADO DA SUPERFÍCIE DO PAVIMENTO																								DNIT-PRO 06					
RODOVIA: BR-116 (MG)												SEGMENTO: 0,000 ao 817,000												DATA: 03/2007					
TRECHO: Div. BA/MG - Div. MG/RJ												AVALIADOR: Gerson												FOLHA:					
km	Faixa	Pista Tipo Rev.	OK	FC-1			FC-2		FC-3		AF	O	P	EX	D	R	ALC	ATC	DG	Flecha mm		% de Área			ACOSTAMENTO				
				FI	TTC	TLC	J	TB	JE	E															Tipo	Estado	Deg cm	OBS.	
				(1)	(1)	(1)	(2)	(2)	(3)	(3)																			
365,820	E	CBUQ		X																	2	2		0	0	CBUQ	BOM	0	
365,840	D	CBUQ		X																	2	2		0	0	CBUQ	BOM	0	
365,860	E	CBUQ		X																	2	2		0	0	CBUQ	BOM	0	
365,880	D	CBUQ		X																	2	2		0	0	CBUQ	BOM	0	
365,900	E	CBUQ		X																	2	2		0	0	CBUQ	BOM	0	
365,920	D	CBUQ		X																	2	2		0	0	CBUQ	BOM	0	
365,940	E	CBUQ		X																	2	2		0	0	CBUQ	BOM	0	
365,960	D	CBUQ		X																	2	2		0	0	CBUQ	BOM	0	
365,980	E	CBUQ		X																	2	2		0	0	CBUQ	BOM	0	
366,000	D	CBUQ		X																	2	2		0	0	CBUQ	BOM	0	
366,020	E	CBUQ		X																	2	4		0	0	CBUQ	BOM	0	
366,040	D	CBUQ		X																	2	4		0	0	CBUQ	BOM	0	
366,060	E	CBUQ		X																	2	4		0	0	CBUQ	BOM	0	
366,080	D	CBUQ		X																	2	4		0	0	CBUQ	BOM	0	
366,100	E	CBUQ		X																	2	2		0	0	CBUQ	BOM	0	
366,120	D	CBUQ		X																	2	4		0	0	CBUQ	BOM	0	
366,140	E	CBUQ		X																	2	4		0	0	CBUQ	BOM	0	
366,160	D	CBUQ		X																	2	4		0	0	CBUQ	BOM	0	
366,180	E	CBUQ		X																	2	4		0	0	CBUQ	BOM	0	
366,200	D	CBUQ		X																	2	4		0	0	CBUQ	BOM	0	
366,220	E	CBUQ		X																	2	4		0	0	CBUQ	BOM	0	
366,240	D	CBUQ		X																	2	4		0	0	CBUQ	BOM	0	
366,260	E	CBUQ		X																	2	4		0	0	CBUQ	BOM	0	
366,280	D	CBUQ		X																	2	4		0	0	CBUQ	BOM	0	
366,300	E	CBUQ		X																	2	4		0	0	CBUQ	BOM	0	
366,320	D	CBUQ		X																	2	4		0	0	CBUQ	BOM	0	
366,340	E	CBUQ		X																	2	4		0	0	CBUQ	BOM	0	
366,360	D	CBUQ		X																	2	4		0	0	CBUQ	BOM	0	
366,380	E	CBUQ		X																	2	4		0	0	CBUQ	BOM	0	
366,400	D	CBUQ		X																	2	4		0	0	CBUQ	BOM	0	
366,420	E	CBUQ		X																	2	4		0	0	CBUQ	BOM	0	
366,440	D	CBUQ		X																	2	4		0	0	CBUQ	BOM	0	
366,460	E	CBUQ		X																	2	4		0	0	CBUQ	BOM	0	

INVENTÁRIO DO ESTADO DA SUPERFÍCIE DO PAVIMENTO																									DNIT-PRO 06				
RODOVIA: BR-116 (MG)										SEGMENTO: 0,000 ao 817,000										DATA: 03/2007									
TRECHO: Div. BA/MG - Div. MG/RJ										AVALIADOR: Gerson										FOLHA:									
km	Faixa	Pista Tipo Rev.	OK	FC-1			FC-2		FC-3		AF	O	P	EX	D	R	ALC	ATC	DG	Flecha mm		% de Área			ACOSTAMENTO				
				FI	TTC	TLC	J	TB	JE	E										TRI	TRE	FC-1	FC-2	FC-3	Tipo	Estado	Deg cm	OBS.	
				(1)	(1)	(1)	(2)	(2)	(3)	(3)																			
366,480	D	CBUQ		X																	2	4		0	0	CBUQ	BOM	0	
366,500	E	CBUQ		X																	2	4		0	0	CBUQ	BOM	0	
366,520	D	CBUQ		X																	2	4		0	0	CBUQ	BOM	0	
366,540	E	CBUQ		X																	2	4		0	0	CBUQ	BOM	0	
366,560	D	CBUQ		X																	2	4		0	0	CBUQ	BOM	0	
366,580	E	CBUQ		X																	2	4		0	0	CBUQ	BOM	0	
366,600	D	CBUQ		X																	2	4		0	0	CBUQ	BOM	0	
366,620	E	CBUQ		X																	2	4		0	0	CBUQ	BOM	0	
366,640	D	CBUQ		X																	2	4		0	0	CBUQ	BOM	0	
366,660	E	CBUQ		X																	2	4		0	0	CBUQ	BOM	0	
366,680	D	CBUQ		X																	2	4		0	0	CBUQ	BOM	0	
366,700	E	CBUQ		X																	2	4		0	0	CBUQ	BOM	0	
366,720	D	CBUQ		X																	2	4		0	0	CBUQ	BOM	0	
366,740	E	CBUQ		X																	2	4		0	0	CBUQ	BOM	0	
366,760	D	CBUQ		X																	2	4		0	0	CBUQ	BOM	0	
366,780	E	CBUQ		X																	2	4		0	0	CBUQ	BOM	0	
366,800	D	CBUQ		X																	2	4		0	0	CBUQ	BOM	0	
366,820	E	CBUQ		X																	2	2		0	0	CBUQ	BOM	0	
366,840	D	CBUQ		X																	2	2		0	0	CBUQ	BOM	0	
366,860	E	CBUQ		X																	2	2		0	0	CBUQ	BOM	0	
366,880	D	CBUQ		X																	2	2		0	0	CBUQ	BOM	0	
366,900	E	CBUQ		X																	2	2		0	0	CBUQ	BOM	0	
366,920	D	CBUQ			X	X															2	2		0	0	CBUQ	BOM	0	
366,940	E	CBUQ		X																	2	2		0	0	CBUQ	BOM	0	
366,960	D	CBUQ		X																	2	2		0	0	CBUQ	BOM	0	
366,980	E	CBUQ		X																	2	2		0	0	CBUQ	BOM	0	
367,000	D	CBUQ		X																	2	2		0	0	CBUQ	BOM	0	
367,020	E	CBUQ		X																	2	2		0	0	CBUQ	BOM	0	
367,040	D	CBUQ		X																	2	2		0	0	CBUQ	BOM	0	
367,060	E	CBUQ		X																	2	2		0	0	CBUQ	BOM	0	
367,080	D	CBUQ		X																	2	2		0	0	CBUQ	BOM	0	
367,100	E	CBUQ		X																	2	2		0	0	CBUQ	BOM	0	
367,120	D	CBUQ		X																	2	2		0	0	CBUQ	BOM	0	

INVENTÁRIO DO ESTADO DA SUPERFÍCIE DO PAVIMENTO																								DNIT-PRO 06					
RODOVIA: BR-116 (MG)												SEGMENTO: 0,000 ao 817,000												DATA: 03/2007					
TRECHO: Div. BA/MG - Div. MG/RJ												AVALIADOR: Gerson												FOLHA:					
km	Faixa	Pista Tipo Rev.	OK	FC-1			FC-2		FC-3		AF	O	P	EX	D	R	ALC	ATC	DG	Flecha mm		% de Área			ACOSTAMENTO				
				FI	TTC	TLC	J	TB	JE	E															Tipo	Estado	Deg cm	OBS.	
				(1)	(1)	(1)	(2)	(2)	(3)	(3)																			
367,140	E	CBUQ		X																	2	2		0	0	CBUQ	BOM	0	
367,160	D	CBUQ		X	X																2	2		0	0	CBUQ	BOM	0	
367,180	E	CBUQ		X																	2	2		0	0	CBUQ	BOM	0	
367,200	D	CBUQ		X																	2	2		0	0	CBUQ	BOM	0	
367,220	E	CBUQ		X																	2	2		0	0	CBUQ	BOM	0	
367,240	D	CBUQ		X																	2	2		0	0	CBUQ	BOM	0	
367,260	E	CBUQ		X																	2	2		0	0	CBUQ	BOM	0	
367,280	D	CBUQ		X																	2	2		0	0	CBUQ	BOM	0	
367,300	E	CBUQ		X																	2	2		0	0	CBUQ	BOM	0	
367,320	D	CBUQ		X																	2	2		0	0	CBUQ	BOM	0	
367,340	E	CBUQ		X																	2	2		0	0	CBUQ	BOM	0	
367,360	D	CBUQ		X																	2	2		0	0	CBUQ	BOM	0	
367,380	E	CBUQ		X																	2	2		0	0	CBUQ	BOM	0	
367,400	D	CBUQ		X																	2	2		0	0	CBUQ	BOM	0	
367,420	E	CBUQ		X																	2	2		0	0	CBUQ	BOM	0	
367,440	D	CBUQ		X																	2	2		0	0	CBUQ	BOM	0	
367,460	E	CBUQ		X																	2	2		0	0	CBUQ	BOM	0	
367,480	D	CBUQ		X																	2	2		0	0	CBUQ	BOM	0	km 366
367,500	E	CBUQ			X	X															2	2		0	0	CBUQ	BOM	0	Odômetro
367,520	D	CBUQ		X																	2	2		0	0	CBUQ	BOM	0	367+895
367,540	E	CBUQ		X																	2	2		0	0	CBUQ	BOM	0	
367,560	D	CBUQ		X																	2	2		0	0	CBUQ	BOM	0	
367,580	E	CBUQ		X																	2	2		0	0	CBUQ	BOM	0	
367,600	D	CBUQ		X																	2	2		0	0	CBUQ	BOM	0	
367,620	E	CBUQ		X																	2	2		0	0	CBUQ	BOM	0	
367,640	D	CBUQ		X																	2	2		0	0	CBUQ	BOM	0	
367,660	E	CBUQ		X																	2	2		0	0	CBUQ	BOM	0	
367,680	D	CBUQ		X																	2	2		0	0	CBUQ	BOM	0	
367,700	E	CBUQ		X																	2	2		0	0	CBUQ	BOM	0	
367,720	D	CBUQ		X																	2	2		0	0	CBUQ	BOM	0	
367,740	E	CBUQ		X																	2	2		0	0	CBUQ	BOM	0	
367,760	D	CBUQ		X		X															2	2		0	0	CBUQ	BOM	0	
367,780	E	CBUQ		X																	2	2		0	0	CBUQ	BOM	0	

INVENTÁRIO DO ESTADO DA SUPERFÍCIE DO PAVIMENTO																								DNIT-PRO 06					
RODOVIA: BR-116 (MG)												SEGMENTO: 0,000 ao 817,000												DATA: 03/2007					
TRECHO: Div. BA/MG - Div. MG/RJ												AVALIADOR: Gerson												FOLHA:					
km	Faixa	Pista Tipo Rev.	OK	FC-1			FC-2		FC-3		AF	O	P	EX	D	R	ALC	ATC	DG	Flecha mm		% de Área			ACOSTAMENTO				
				FI	TTC	TLC	J	TB	JE	E															Tipo	Estado	Deg cm	OBS.	
				(1)	(1)	(1)	(2)	(2)	(3)	(3)																			
367,800	D	CBUQ			X	X															2	4		0	0	CBUQ	BOM	0	
367,820	E	CBUQ		X																	2	2		0	0	CBUQ	BOM	0	
367,840	D	CBUQ			X	X															2	4		0	0	CBUQ	BOM	0	
367,860	E	CBUQ		X																	2	2		0	0	CBUQ	BOM	0	
367,880	D	CBUQ		X																	2	2		0	0	CBUQ	BOM	0	
367,900	E	CBUQ		X																	2	2		0	0	CBUQ	BOM	0	
367,920	D	CBUQ		X																	2	2		0	0	CBUQ	BOM	0	
367,940	E	CBUQ		X																	2	2		0	0	CBUQ	BOM	0	
367,960	D	CBUQ		X																	2	2		0	0	CBUQ	BOM	0	
367,980	E	CBUQ		X																	2	2		0	0	CBUQ	BOM	0	
368,000	D	CBUQ		X																	2	2		0	0	CBUQ	BOM	0	Do kme
368,020	E	CBUQ		X	X																2	2		0	0	CBUQ	BOM	0	368+380 ao
368,040	D	CBUQ		X																	2	2		0	0	CBUQ	BOM	0	km 268,380
368,060	E	CBUQ		X																	2	2		0	0	CBUQ	BOM	0	L. E
368,080	D	CBUQ		X																	2	2		0	0	CBUQ	BOM	0	saída do posto
368,100	E	CBUQ		X																	2	2		0	0	CBUQ	BOM	0	acostamento de pedra
368,120	D	CBUQ		X																	2	2		0	0	CBUQ	BOM	0	
368,140	E	CBUQ		X																	2	2		0	0	CBUQ	BOM	0	
368,160	D	CBUQ		X																	2	2		0	0	CBUQ	BOM	0	
368,180	E	CBUQ		X																	2	2		0	0	CBUQ	BOM	0	
368,200	D	CBUQ		X																	2	2		0	0	CBUQ	BOM	0	
368,220	E	CBUQ		X																	2	2		0	0	CBUQ	BOM	0	
368,240	D	CBUQ		X																	2	2		0	0	CBUQ	BOM	0	
368,260	E	CBUQ		X																	2	2		0	0	BASE	BOM	5	
368,280	D	CBUQ		X																	2	2		0	0	CBUQ	BOM	0	
368,300	E	CBUQ		X																	2	2		0	0	BASE	BOM	5	
368,320	D	CBUQ		X																	2	2		0	0	CBUQ	BOM	0	
368,340	E	CBUQ		X																	2	2		0	0	BASE	BOM	5	
368,360	D	CBUQ		X																	2	2		0	0	CBUQ	BOM	0	
368,380	E	CBUQ		X																	2	2		0	0	BASE	BOM	5	
368,400	D	CBUQ		X																	2	2		0	0	CBUQ	BOM	0	
368,420	E	CBUQ		X		X															2	2		0	0	BASE	BOM	5	
368,440	D	CBUQ			X	X															2	2		0	0	CBUQ	BOM	0	

INVENTÁRIO DO ESTADO DA SUPERFÍCIE DO PAVIMENTO																								DNIT-PRO 06					
RODOVIA: BR-116 (MG)												SEGMENTO: 0,000 ao 817,000												DATA: 03/2007					
TRECHO: Div. BA/MG - Div. MG/RJ												AVALIADOR: Gerson												FOLHA:					
km	Faixa	Pista Tipo Rev.	OK	FC-1			FC-2		FC-3		AF	O	P	EX	D	R	ALC	ATC	DG	Flecha mm		% de Área			ACOSTAMENTO				
				FI	TTC	TLC	J	TB	JE	E															Tipo	Estado	Deg cm	OBS.	
				(1)	(1)	(1)	(2)	(2)	(3)	(3)	(4)	(5)	(5)	(6)	(7)	(8)					TRI	TRE	FC-1	FC-2	FC-3				
368,460	E	CBUQ		X																	2	2		0	0	BASE	BOM	5	
368,480	D	CBUQ		X																	2	2		0	0	CBUQ	BOM	0	
368,500	E	CBUQ		X																	2	2		0	0	BASE	BOM	5	Entrada do posto
368,520	D	CBUQ		X																	2	2		0	0	CBUQ	BOM	0	L.E
368,540	E	CBUQ		X																	2	2		0	0	BASE	BOM	5	
368,560	D	CBUQ			X	X															2	2		0	0	CBUQ	BOM	0	Do km
368,580	E	CBUQ		X																	2	2		0	0	BASE	BOM	5	368+540
368,600	D	CBUQ		X																	2	2		0	0	CBUQ	BOM	0	ao
368,620	E	CBUQ		X																	2	2		0	0	BASE	BOM	5	368+700
368,640	D	CBUQ		X																	2	2		0	0	CBUQ	BOM	0	acostamento
368,660	E	CBUQ		X																	2	2		0	0	BASE	BOM	5	de pedra
368,680	D	CBUQ		X																	2	2		0	0	CBUQ	BOM	0	
368,700	E	CBUQ		X																	2	2		0	0	BASE	BOM	5	
368,720	D	CBUQ		X																	2	2		0	0	CBUQ	BOM	0	
368,740	E	CBUQ		X																	2	2		0	0	BASE	RUIM	30	
368,760	D	CBUQ		X																	2	2		0	0	CBUQ	BOM	0	
368,780	E	CBUQ		X																	2	2		0	0	BASE	RUIM	20	
368,800	D	CBUQ		X																	2	2		0	0	CBUQ	BOM	0	
368,820	E	CBUQ		X																	2	2		0	0	BASE	REGULAR	10	
368,840	D	CBUQ		X																	2	2		0	0	CBUQ	BOM	0	
368,860	E	CBUQ		X																	2	2		0	0	BASE	REGULAR	10	
368,880	D	CBUQ		X																	2	2		0	0	CBUQ	BOM	0	
368,900	E	CBUQ		X																	2	2		0	0	BASE	REGULAR	5	
368,920	D	CBUQ		X																	2	2		0	0	CBUQ	BOM	0	
368,940	E	CBUQ		X																	2	2		0	0	BASE	REGULAR	5	
368,960	D	CBUQ		X																	2	2		0	0	CBUQ	BOM	0	
368,980	E	CBUQ		X																	2	2		0	0	BASE	REGULAR	10	
369,000	D	CBUQ		X																	2	2		0	0	CBUQ	BOM	0	
369,020	E	CBUQ		X																	2	2		0	0	BASE	REGULAR	10	
369,040	D	CBUQ		X																	2	2		0	0	CBUQ	BOM	0	
369,060	E	CBUQ		X																	2	2		0	0	BASE	REGULAR	10	
369,080	D	CBUQ		X																	2	2		0	0	CBUQ	BOM	0	
369,100	E	CBUQ		X																	2	2		0	0	BASE	REGULAR	10	

INVENTÁRIO DO ESTADO DA SUPERFÍCIE DO PAVIMENTO																							DNIT-PRO 06						
RODOVIA: BR-116 (MG)											SEGMENTO: 0,000 ao 817,000											DATA: 03/2007							
TRECHO: Div. BA/MG - Div. MG/RJ											AVALIADOR: Gerson											FOLHA:							
km	Faixa	Pista Tipo Rev.	OK	FC-1			FC-2		FC-3		AF	O	P	EX	D	R	ALC	ATC	DG	Flecha mm		% de Área			ACOSTAMENTO				
				FI	TTC	TLC	J	TB	JE	E										TRI	TRE	FC-1	FC-2	FC-3	Tipo	Estado	Deg cm	OBS.	
				(1)	(1)	(1)	(2)	(2)	(3)	(3)																			
369,120	D	CBUQ		X																	2	2		0	0	CBUQ	BOM	0	
369,140	E	CBUQ		X																	2	2		0	0	BASE	REGULAR	10	
369,160	D	CBUQ		X																	2	2		0	0	CBUQ	BOM	0	
369,180	E	CBUQ		X																	2	2		0	0	BASE	REGULAR	10	
369,200	D	CBUQ		X																	2	2		0	0	CBUQ	BOM	0	
369,220	E	CBUQ		X																	2	2		0	0	BASE	REGULAR	10	
369,240	D	CBUQ		X																	2	2		0	0	CBUQ	BOM	0	
369,260	E	CBUQ		X																	2	2		0	0	BASE	REGULAR	10	
369,280	D	CBUQ		X																	2	2		0	0	CBUQ	BOM	0	
369,300	E	CBUQ		X																	2	2		0	0	BASE	REGULAR	10	
369,320	D	CBUQ		X																	2	2		0	0	CBUQ	BOM	0	
369,340	E	CBUQ		X																	2	2		0	0	BASE	REGULAR	10	
369,360	D	CBUQ		X																	2	2		0	0	CBUQ	BOM	0	
369,380	E	CBUQ		X																	2	2		0	0	BASE	REGULAR	10	
369,400	D	CBUQ		X																	2	2		0	0	CBUQ	BOM	0	
369,420	E	CBUQ		X																	2	2		0	0	BASE	REGULAR	10	
369,440	D	CBUQ		X																	2	2		0	0	CBUQ	BOM	0	
369,460	E	CBUQ		X																	2	2		0	0	BASE	REGULAR	10	
369,480	D	CBUQ		X																	2	2		0	0	CBUQ	BOM	0	
369,500	E	CBUQ		X																	2	2		0	0	BASE	REGULAR	8	
369,520	D	CBUQ		X																	2	2		0	0	CBUQ	BOM	6	
369,540	E	CBUQ		X																	2	2		0	0	BASE	REGULAR	8	
369,560	D	CBUQ		X																	2	2		0	0	CBUQ	BOM	6	
369,580	E	CBUQ		X																	2	2		0	0	BASE	REGULAR	8	
369,600	D	CBUQ		X																	2	2		0	0	CBUQ	BOM	6	
369,620	E	CBUQ		X																	2	2		0	0	BASE	REGULAR	8	
369,640	D	CBUQ		X																	2	2		0	0	CBUQ	BOM	6	
369,660	E	CBUQ		X																	2	2		0	0	BASE	REGULAR	8	
369,680	D	CBUQ		X																	2	2		0	0	CBUQ	BOM	6	
369,700	E	CBUQ		X																	2	2		0	0	BASE	REGULAR	8	
369,720	D	CBUQ		X																	2	2		0	0	CBUQ	BOM	6	
369,740	E	CBUQ		X																	2	2		0	0	BASE	REGULAR	8	
369,760	D	CBUQ		X																	2	2		0	0	CBUQ	BOM	6	

INVENTÁRIO DO ESTADO DA SUPERFÍCIE DO PAVIMENTO																									DNIT-PRO 06				
RODOVIA: BR-116 (MG)					SEGMENTO: 0,000 ao 817,000																	DATA: 03/2007							
TRECHO: Div. BA/MG - Div. MG/RJ					AVALIADOR: Gerson										PISTA: Simples										FOLHA:				
km	Faixa	Pista Tipo Rev.	OK	FC-1			FC-2		FC-3		AF	O	P	EX	D	R	ALC	ATC	DG	Flecha mm		% de Área			ACOSTAMENTO				
				FI	TTC	TLC	J	TB	JE	E										TRI	TRE	FC-1	FC-2	FC-3	Tipo	Estado	Deg cm	OBS.	
				(1)	(1)	(1)	(2)	(2)	(3)	(3)																			
369,780	E	CBUQ		X																	2	2		0	0	BASE	REGULAR	8	
369,800	D	CBUQ		X		X															2	2		0	0	CBUQ	BOM	6	
369,820	E	CBUQ		X																	2	2		0	0	BASE	REGULAR	8	
369,840	D	CBUQ		X																	2	2		0	0	CBUQ	BOM	6	
369,860	E	CBUQ		X																	2	2		0	0	BASE	REGULAR	8	
369,880	D	CBUQ				X															2	2		0	0	CBUQ	BOM	6	
369,900	E	CBUQ					X														2	6		40	0	BASE	REGULAR	8	
369,920	D	CBUQ			X																2	2		0	0	CBUQ	BOM	6	
369,940	E	CBUQ		X																	2	2		0	0	BASE	REGULAR	8	
369,960	D	CBUQ		X																	2	2		0	0	CBUQ	BOM	6	
369,980	E	CBUQ		X																	2	2		0	0	BASE	REGULAR	8	
370,000	D	CBUQ			X	X															2	4		0	0	CBUQ	BOM	0	
370,020	E	CBUQ			X	X															2	2		0	0	BASE	REGULAR	8	
370,040	D	CBUQ			X	X															2	2		0	0	CBUQ	BOM	0	
370,060	E	CBUQ				X															2	2		0	0	BASE	REGULAR	8	
370,080	D	CBUQ			X	X															2	2		0	0	CBUQ	BOM	0	
370,100	E	CBUQ			X	X															2	2		0	0	BASE	REGULAR	8	
370,120	D	CBUQ		X																	2	2		0	0	CBUQ	BOM	0	
370,140	E	CBUQ		X																	2	2		0	0	BASE	REGULAR	8	
370,160	D	CBUQ		X																	2	2		0	0	CBUQ	BOM	0	
370,180	E	CBUQ		X																	2	2		0	0	BASE	REGULAR	8	
370,200	D	CBUQ		X																	2	2		0	0	CBUQ	BOM	0	
370,220	E	CBUQ		X																	2	2		0	0	BASE	REGULAR	8	
370,240	D	CBUQ		X																	2	2		0	0	CBUQ	BOM	0	
370,260	E	CBUQ		X																	2	2		0	0	BASE	REGULAR	8	
370,280	D	CBUQ		X																	2	2		0	0	CBUQ	BOM	0	
370,300	E	CBUQ		X																	2	2		0	0	BASE	REGULAR	8	
370,320	D	CBUQ		X																	2	2		0	0	CBUQ	BOM	0	
370,340	E	CBUQ		X																	2	2		0	0	BASE	REGULAR	8	
370,360	D	CBUQ		X	X																2	2		0	0	CBUQ	BOM	0	370,36
370,380	E	CBUQ			X																2	2		0	0	BASE	REGULAR	8	sarjeta
370,400	D	CBUQ		X																	2	2		0	0	CBUQ	BOM	0	desmoronou
370,420	E	CBUQ		X																	2	2		0	0	BASE	REGULAR	8	

INVENTÁRIO DO ESTADO DA SUPERFÍCIE DO PAVIMENTO																								DNIT-PRO 06					
RODOVIA: BR-116 (MG)												SEGMENTO: 0,000 ao 817,000												DATA: 03/2007					
TRECHO: Div. BA/MG - Div. MG/RJ												AVALIADOR: Gerson												FOLHA:					
km	Faixa	Pista Tipo Rev.	OK	FC-1			FC-2		FC-3		AF	O	P	EX	D	R	ALC	ATC	DG	Flecha mm		% de Área			ACOSTAMENTO				
				FI	TTC	TLC	J	TB	JE	E															Tipo	Estado	Deg cm	OBS.	
				(1)	(1)	(1)	(2)	(2)	(3)	(3)										TRI	TRE	FC-1	FC-2	FC-3					
370,440	D	CBUQ		X																	2	2		0	0	CBUQ	BOM	0	
370,460	E	CBUQ		X																	2	2		0	0	BASE	REGULAR	8	
370,480	D	CBUQ		X																	2	2		0	0	CBUQ	BOM	0	
370,500	E	CBUQ		X																	2	2		0	0	BASE	REGULAR	8	
370,520	D	CBUQ		X																	2	2		0	0	CBUQ	BOM	0	
370,540	E	CBUQ			X																2	2		0	0	BASE	REGULAR	8	
370,560	D	CBUQ			X																2	2		0	0	CBUQ	BOM	0	
370,580	E	CBUQ					X														2	2		0	0	BASE	REGULAR	8	
370,600	D	CBUQ				X	X														2	2		0	5	CBUQ	BOM	0	
370,620	E	CBUQ		X																	2	2		6	10	BASE	REGULAR	8	
370,640	D	CBUQ		X																	2	2		0	0	CBUQ	BOM	0	
370,660	E	CBUQ		X																	2	2		0	0	BASE	REGULAR	8	
370,680	D	CBUQ		X																	2	2		0	0	CBUQ	BOM	0	
370,700	E	CBUQ		X																	2	2		0	0	BASE	REGULAR	8	
370,720	D	CBUQ		X																	2	2		0	0	CBUQ	BOM	0	
370,740	E	CBUQ		X																	2	2		0	0	BASE	REGULAR	8	
370,760	D	CBUQ		X		X															2	2		0	0	CBUQ	BOM	0	
370,780	E	CBUQ		X																	2	2		0	0	BASE	REGULAR	8	
370,800	D	CBUQ		X																	2	2		0	0	CBUQ	BOM	0	
370,820	E	CBUQ		X																	2	2		0	0	BASE	REGULAR	8	
370,840	D	CBUQ		X																	2	2		0	0	CBUQ	BOM	0	
370,860	E	CBUQ		X																	2	2		0	0	BASE	REGULAR	8	
370,880	D	CBUQ		X																	2	2		0	0	CBUQ	BOM	0	
370,900	E	CBUQ		X																	2	2		0	0	BASE	REGULAR	8	
370,920	D	CBUQ		X																	2	2		0	0	CBUQ	BOM	0	
370,940	E	CBUQ		X																	2	2		0	0	BASE	REGULAR	8	
370,960	D	CBUQ		X																	2	2		0	0	CBUQ	BOM	0	
370,980	E	CBUQ		X																	2	2		0	0	BASE	REGULAR	8	
371,000	D	CBUQ		X																	2	2		0	0	CBUQ	BOM	0	
371,020	E	CBUQ		X																	2	2		0	0	BASE	REGULAR	8	
371,040	D	CBUQ		X																	2	2		0	0	CBUQ	BOM	0	
371,060	E	CBUQ		X																	2	2		0	0	BASE	REGULAR	8	
371,080	D	CBUQ		X																	2	2		0	0	CBUQ	BOM	0	

INVENTÁRIO DO ESTADO DA SUPERFÍCIE DO PAVIMENTO																									DNIT-PRO 06				
RODOVIA: BR-116 (MG)					SEGMENTO: 0,000 ao 817,000																	DATA: 03/2007							
TRECHO: Div. BA/MG - Div. MG/RJ					AVALIADOR: Gerson										PISTA: Simples										FOLHA:				
km	Faixa	Pista Tipo Rev.	OK	FC-1			FC-2		FC-3		AF	O	P	EX	D	R	ALC	ATC	DG	Flecha mm		% de Área			ACOSTAMENTO				
				FI	TTC	TLC	J	TB	JE	E										TRI	TRE	FC-1	FC-2	FC-3	Tipo	Estado	Deg cm	OBS.	
				(1)	(1)	(1)	(2)	(2)	(3)	(3)																			
371,100	E	CBUQ		X																	2	2		0	0	BASE	REGULAR	8	
371,120	D	CBUQ		X																	2	2		0	0	CBUQ	BOM	0	
371,140	E	CBUQ		X																	2	2		0	0	BASE	REGULAR	8	
371,160	D	CBUQ					X														2	2		4	5	CBUQ	BOM	0	
371,180	E	CBUQ			X	X	X														2	2		10	20	BASE	REGULAR	8	
371,200	D	CBUQ				X															2	2		0	0	CBUQ	BOM	0	
371,220	E	CBUQ		X																	2	2		0	0	BASE	REGULAR	8	
371,240	D	CBUQ		X																	2	2		0	0	CBUQ	BOM	0	
371,260	E	CBUQ		X																	2	2		0	0	BASE	REGULAR	8	
371,280	D	CBUQ			X	X	X														2	2		10	0	CBUQ	BOM	0	
371,300	E	CBUQ		X																	2	2		0	0	BASE	REGULAR	8	
371,320	D	CBUQ		X																	2	2		0	0	CBUQ	BOM	0	
371,340	E	CBUQ		X																	2	2		0	0	BASE	REGULAR	8	
371,360	D	CBUQ			X																2	2		0	0	CBUQ	BOM	0	
371,380	E	CBUQ		X																	2	2		0	0	BASE	REGULAR	8	
371,400	D	CBUQ		X																	2	2		0	0	CBUQ	BOM	0	
371,420	E	CBUQ					X														2	2		10	0	BASE	REGULAR	8	
371,440	D	CBUQ			X																2	2		0	0	CBUQ	BOM	0	
371,460	E	CBUQ		X																	2	2		0	0	CBUQ	REGULAR	0	
371,480	D	CBUQ		X																	2	2		0	0	CBUQ	BOM	0	
371,500	E	CBUQ		X																	2	2		0	0	CBUQ	BOM	0	
371,520	D	CBUQ			X	X															2	2		0	0	CBUQ	BOM	0	
371,540	E	CBUQ		X	X	X															2	2		0	0	CBUQ	BOM	0	
371,560	D	CBUQ		X																	2	2		0	0	CBUQ	BOM	0	
371,580	E	CBUQ		X																	2	2		0	0	CBUQ	BOM	0	
371,600	D	CBUQ		X																	2	2		0	0	CBUQ	BOM	0	
371,620	E	CBUQ		X																	2	2		0	0	CBUQ	BOM	0	
371,640	D	CBUQ		X																	2	2		0	0	CBUQ	BOM	0	
371,660	E	CBUQ		X																	2	2		0	0	CBUQ	BOM	0	
371,680	D	CBUQ		X																	2	2		0	0	CBUQ	BOM	0	
371,700	E	CBUQ		X																	2	2		0	0	CBUQ	BOM	0	
371,720	D	CBUQ		X																	2	2		0	0	CBUQ	BOM	0	
371,740	E	CBUQ		X																	2	2		0	0	CBUQ	BOM	0	

INVENTÁRIO DO ESTADO DA SUPERFÍCIE DO PAVIMENTO																								DNIT-PRO 06					
RODOVIA: BR-116 (MG)												SEGMENTO: 0,000 ao 817,000												DATA: 03/2007					
TRECHO: Div. BA/MG - Div. MG/RJ												AVALIADOR: Gerson												FOLHA:					
km	Faixa	Pista Tipo Rev.	OK	FC-1			FC-2		FC-3		AF	O	P	EX	D	R	ALC	ATC	DG	Flecha mm		% de Área			ACOSTAMENTO				
				FI	TTC	TLC	J	TB	JE	E															Tipo	Estado	Deg cm	OBS.	
				(1)	(1)	(1)	(2)	(2)	(3)	(3)										TRI	TRE	FC-1	FC-2	FC-3					
371,760	D	CBUQ		X																	2	2		0	0	CBUQ	BOM	0	
371,780	E	CBUQ		X																	2	2		0	0	CBUQ	BOM	0	
371,800	D	CBUQ		X																	2	2		0	0	CBUQ	BOM	0	
371,820	E	CBUQ		X																	2	2		0	0	CBUQ	BOM	0	
371,840	D	CBUQ		X																	2	2		0	0	CBUQ	BOM	0	
371,860	E	CBUQ		X																	2	2		0	0	CBUQ	BOM	0	
371,880	D	CBUQ		X																	2	2		0	0	CBUQ	BOM	0	
371,900	E	CBUQ		X																	2	2		0	0	CBUQ	BOM	0	
371,920	D	CBUQ		X																	2	2		0	0	CBUQ	BOM	0	
371,940	E	CBUQ		X																	2	2		0	0	CBUQ	BOM	0	
371,960	D	CBUQ		X																	2	2		0	0	CBUQ	BOM	0	
371,980	E	CBUQ		X																	2	2		0	0	CBUQ	BOM	0	
372,000	D	CBUQ		X																	2	2		0	0	CBUQ	BOM	0	
372,020	E	CBUQ					X														2	2		0	0	CBUQ	BOM	0	
372,040	D	CBUQ																			2	4		5	0	CBUQ	BOM	0	
372,060	E	CBUQ		X																	2	2		0	0	CBUQ	BOM	0	
372,080	D	CBUQ		X																	2	2		0	0	CBUQ	BOM	0	
372,100	E	CBUQ											X		X						5	5		0	0	CBUQ	BOM	0	
372,120	D	CBUQ		X																	2	2		0	0	CBUQ	BOM	0	
372,140	E	CBUQ		X																	2	2		0	0	CBUQ	BOM	0	
372,160	D	CBUQ		X																	2	2		0	0	CBUQ	BOM	0	
372,180	E	CBUQ		X																	2	2		0	0	CBUQ	BOM	0	
372,200	D	CBUQ			X																2	2		0	0	CBUQ	BOM	0	
372,220	E	CBUQ		X																	2	2		0	0	CBUQ	BOM	0	
372,240	D	CBUQ		X																	2	2		0	0	CBUQ	BOM	0	
372,260	E	CBUQ		X																	2	2		0	0	CBUQ	BOM	0	
372,280	D	CBUQ		X																	2	2		0	0	CBUQ	BOM	0	
372,300	E	CBUQ		X																	2	2		0	0	CBUQ	BOM	0	
372,320	D	CBUQ		X																	2	2		0	0	CBUQ	BOM	0	
372,340	E	CBUQ		X																	2	2		0	0	CBUQ	BOM	0	
372,360	D	CBUQ		X																	2	2		0	0	CBUQ	BOM	0	
372,380	E	CBUQ		X																	2	2		0	0	CBUQ	BOM	0	
372,400	D	CBUQ		X																	2	2		0	0	CBUQ	BOM	0	

INVENTÁRIO DO ESTADO DA SUPERFÍCIE DO PAVIMENTO																								DNIT-PRO 06					
RODOVIA: BR-116 (MG)												SEGMENTO: 0,000 ao 817,000												DATA: 03/2007					
TRECHO: Div. BA/MG - Div. MG/RJ												AVALIADOR: Gerson												FOLHA:					
km	Faixa	Pista Tipo Rev.	OK	FC-1			FC-2		FC-3		AF	O	P	EX	D	R	ALC	ATC	DG	Flecha mm		% de Área			ACOSTAMENTO				
				FI	TTC	TLC	J	TB	JE	E															Tipo	Estado	Deg cm	OBS.	
				(1)	(1)	(1)	(2)	(2)	(3)	(3)																			
372,420	E	CBUQ		X																	2	2		0	0	CBUQ	BOM	0	
372,440	D	CBUQ		X																	2	2		0	0	CBUQ	BOM	0	
372,460	E	CBUQ		X																	2	2		0	0	CBUQ	BOM	0	
372,480	D	CBUQ		X																	2	2		0	0	CBUQ	BOM	0	
372,500	E	CBUQ		X																	2	2		0	0	CBUQ	BOM	0	
372,520	D	CBUQ																			2	2		0	0	CBUQ	BOM	0	
372,540	E	CBUQ																			2	2		0	0	CBUQ	BOM	0	
372,560	D	CBUQ																			2	2		0	0	CBUQ	BOM	0	
372,580	E	CBUQ		X																	2	2		0	0	CBUQ	BOM	0	
372,600	D	CBUQ		X																	2	2		0	0	CBUQ	BOM	0	
372,620	E	CBUQ		X																	2	2		0	0	CBUQ	BOM	0	
372,640	D	CBUQ																			2	2		0	0	CBUQ	BOM	0	
372,660	E	CBUQ																			2	2		0	0	CBUQ	BOM	0	
372,680	D	CBUQ																			2	2		0	0	CBUQ	BOM	0	
372,700	E	CBUQ																			2	2		0	0	CBUQ	BOM	0	
372,720	D	CBUQ																			2	2		0	0	CBUQ	BOM	0	
372,740	E	CBUQ																			2	2		0	0	CBUQ	BOM	0	
372,760	D	CBUQ																			2	2		0	0	CBUQ	BOM	0	
372,780	E	CBUQ																			2	2		0	0	CBUQ	BOM	0	
372,800	D	CBUQ																			2	2		0	0	CBUQ	BOM	0	
372,820	E	CBUQ																			2	2		0	0	CBUQ	BOM	0	
372,840	D	CBUQ																			2	2		0	0	CBUQ	BOM	0	
372,860	E	CBUQ		X																	2	2		0	0	CBUQ	BOM	0	
372,880	D	CBUQ		X																	2	2		0	0	CBUQ	BOM	0	
372,900	E	CBUQ																			2	2		0	0	CBUQ	BOM	0	
372,920	D	CBUQ																			2	2		0	0	CBUQ	BOM	0	
372,940	E	CBUQ		X																	2	2		0	0	CBUQ	BOM	0	
372,960	D	CBUQ																			2	2		0	0	CBUQ	BOM	0	
372,980	E	CBUQ																			2	2		0	0	CBUQ	BOM	0	
373,000	D	CBUQ																			2	2		0	0	CBUQ	BOM	0	
373,020	E	CBUQ		X																	2	2		0	0	CBUQ	BOM	0	
373,040	D	CBUQ																			2	2		0	0	CBUQ	BOM	0	
373,060	E	CBUQ			X								X								2	2		0	0	CBUQ	BOM	0	

INVENTÁRIO DO ESTADO DA SUPERFÍCIE DO PAVIMENTO																								DNIT-PRO 06					
RODOVIA: BR-116 (MG)												SEGMENTO: 0,000 ao 817,000												DATA: 03/2007					
TRECHO: Div. BA/MG - Div. MG/RJ												AVALIADOR: Gerson												FOLHA:					
km	Faixa	Pista Tipo Rev.	OK	FC-1			FC-2		FC-3		AF	O	P	EX	D	R	ALC	ATC	DG	Flecha mm		% de Área			ACOSTAMENTO				
				FI	TTC	TLC	J	TB	JE	E															Tipo	Estado	Deg cm	OBS.	
				(1)	(1)	(1)	(2)	(2)	(3)	(3)										TRI	TRE	FC-1	FC-2	FC-3					
373,080	D	CBUQ		X																	2	2		0	0	CBUQ	BOM	0	
373,100	E	CBUQ			X	X															2	2		0	0	CBUQ	BOM	0	
373,120	D	CBUQ			X	X															2	2		0	0	CBUQ	BOM	0	
373,140	E	CBUQ					X														2	2		10	0	CBUQ	BOM	0	
373,160	D	CBUQ		X																	2	2		0	0	CBUQ	BOM	0	
373,180	E	CBUQ		X																	2	2		0	0	CBUQ	BOM	0	
373,200	D	CBUQ		X																	2	2		0	0	CBUQ	BOM	0	
373,220	E	CBUQ		X																	2	2		0	0	CBUQ	BOM	0	
373,240	D	CBUQ		X																	2	2		0	0	CBUQ	BOM	0	
373,260	E	CBUQ		X																	2	2		0	0	CBUQ	BOM	0	
373,280	D	CBUQ																			2	2		0	0	CBUQ	BOM	0	
373,300	E	CBUQ																			2	2		0	0	CBUQ	BOM	0	
373,320	D	CBUQ																			2	2		0	0	CBUQ	BOM	0	
373,340	E	CBUQ			X																2	2		0	0	CBUQ	BOM	0	
373,360	D	CBUQ																			2	2		0	0	CBUQ	BOM	0	
373,380	E	CBUQ																			2	2		0	0	CBUQ	BOM	0	
373,400	D	CBUQ																			2	2		0	0	CBUQ	BOM	0	
373,420	E	CBUQ																			2	2		0	0	CBUQ	BOM	0	
373,440	D	CBUQ		X																	2	2		0	0	CBUQ	BOM	0	
373,460	E	CBUQ		X																	2	2		0	0				
373,480	D	CBUQ		X																	2	2		0	0				
373,500	E	CBUQ		X																	2	2		0	0				
373,520	D	CBUQ		X																	2	2		0	0				
373,540	E	CBUQ			X	X															2	2		0	0				
373,560	D	CBUQ			X		X														2	5		20	0				
373,580	E	CBUQ					X														2	2		10	0				
373,600	D	CBUQ		X	X	X															2	2		0	0				
373,620	E	CBUQ		X																	2	2		0	0				
373,640	D	CBUQ		X																	2	2		0	0				
373,660	E	CBUQ			X																2	2		0	0				
373,680	D	CBUQ		X	X	X															2	2		0	0				
373,700	E	CBUQ			X																2	2		0	0				
373,720	D	CBUQ			X	X															2	2		0	0				

INVENTÁRIO DO ESTADO DA SUPERFÍCIE DO PAVIMENTO																								DNIT-PRO 06					
RODOVIA: BR-116 (MG)												SEGMENTO: 0,000 ao 817,000												DATA: 03/2007					
TRECHO: Div. BA/MG - Div. MG/RJ												AVALIADOR: Gerson												FOLHA:					
km	Faixa	Pista Tipo Rev.	OK	FC-1			FC-2		FC-3		AF	O	P	EX	D	R	ALC	ATC	DG	Flecha mm		% de Área			ACOSTAMENTO				
				FI	TTC	TLC	J	TB	JE	E															Tipo	Estado	Deg cm	OBS.	
				(1)	(1)	(1)	(2)	(2)	(3)	(3)	(4)	(5)	(5)	(6)	(7)	(8)					TRI	TRE	FC-1	FC-2	FC-3				
373,740	E	CBUQ			X																2	2		0	0				
373,760	D	CBUQ		X																	2	2		0	0				
373,780	E	CBUQ		X																	2	2		0	0				
373,800	D	CBUQ		X																	2	2		0	0				
373,820	E	CBUQ		X																	2	2		0	0				
373,840	D	CBUQ		X																	2	2		0	0				
373,860	E	CBUQ		X																	2	2		0	0				
373,880	D	CBUQ		X																	2	2		0	0				
373,900	E	CBUQ		X																	2	2		0	0				
373,920	D	CBUQ		X																	2	2		0	0				
373,940	E	CBUQ		X																	2	2		0	0				
373,960	D	CBUQ		X																	2	2		0	0				
373,980	E	CBUQ		X																	2	2		0	0				
374,000	D	CBUQ																			2	2		0	0				
374,020	E	CBUQ																			2	2		0	0				
374,040	D	CBUQ		X																	2	2		0	0				
374,060	E	CBUQ		X																	2	2		0	0				
374,080	D	CBUQ																			2	2		0	0				
374,100	E	CBUQ																			2	2		0	0				
374,120	D	CBUQ		X																	2	2		0	0				
374,140	E	CBUQ		X																	2	2		0	0				
374,160	D	CBUQ																			2	2		0	0				
374,180	E	CBUQ																			2	2		0	0				
374,200	D	CBUQ		X																	2	2		0	0				
374,220	E	CBUQ		X																	2	2		0	0				
374,240	D	CBUQ		X																	2	2		0	0				
374,260	E	CBUQ		X																	2	2		0	0				
374,280	D	CBUQ																			2	2		0	0				
374,300	E	CBUQ		X																	2	2		0	0				
374,320	D	CBUQ																			2	2		0	0				
374,340	E	CBUQ		X																	2	2		0	0				
374,360	D	CBUQ		X																	2	2		0	0				
374,380	E	CBUQ																			2	2		0	0				

INVENTÁRIO DO ESTADO DA SUPERFÍCIE DO PAVIMENTO																								DNIT-PRO 06				
RODOVIA: BR-116 (MG)												SEGMENTO: 0,000 ao 817,000												DATA: 03/2007				
TRECHO: Div. BA/MG - Div. MG/RJ												AVALIADOR: Gerson												FOLHA:				
km	Faixa	Pista Tipo Rev.	OK	FC-1			FC-2		FC-3		AF	O	P	EX	D	R	ALC	ATC	DG	Flecha mm		% de Área			ACOSTAMENTO			
				FI	TTC	TLC	J	TB	JE	E															Tipo	Estado	Deg cm	OBS.
				(1)	(1)	(1)	(2)	(2)	(3)	(3)	(4)	(5)	(5)	(6)	(7)	(8)					TRI	TRE	FC-1	FC-2	FC-3			
374,400	D	CBUQ		X																2	2		0	0				
374,420	E	CBUQ																		2	2		0	0				
374,440	D	CBUQ																		2	2		0	0				
374,460	E	CBUQ																		2	2		0	0				
374,480	D	CBUQ																		2	2		0	0				
374,500	E	CBUQ																		2	2		0	0				
374,520	D	CBUQ																		2	2		0	0				
374,540	E	CBUQ																		2	2		0	0				
374,560	D	CBUQ		X																2	2		0	0				
374,580	E	CBUQ																		2	2		0	0				
374,600	D	CBUQ		X																2	2		0	0				
374,620	E	CBUQ																		2	2		0	0				
374,640	D	CBUQ		X																2	2		0	0				
374,660	E	CBUQ		X																2	2		0	0				
374,680	D	CBUQ		X																2	2		0	0				
374,700	E	CBUQ																		2	2		0	0				
374,720	D	CBUQ		X																2	2		0	0				
374,740	E	CBUQ		X																2	2		0	0				
374,760	D	CBUQ		X																2	2		0	0				
374,780	E	CBUQ		X																2	2		0	0				
374,800	D	CBUQ		X																2	2		0	0				
374,820	E	CBUQ																		2	2		0	0				
374,840	D	CBUQ		X																2	2		0	0				
374,860	E	CBUQ		X																2	2		0	0				
374,880	D	CBUQ		X																2	2		0	0				
374,900	E	CBUQ																		2	2		0	0				
374,920	D	CBUQ		X																2	2		0	0				
374,940	E	CBUQ																		2	2		0	0				
374,960	D	CBUQ																		2	2		0	0	CBUQ	BOM	0	
374,980	E	CBUQ																		2	2		0	0	BASE	BOM	0	
375,000	D	CBUQ																		2	2		0	0	CBUQ	BOM	0	canteiro
375,020	E	CBUQ							X	X										15	15		0	80				central
375,040	D	CBUQ																		2	2		0	0	CBUQ	BOM	0	trevo até

INVENTÁRIO DO ESTADO DA SUPERFÍCIE DO PAVIMENTO																									DNIT-PRO 06				
RODOVIA: BR-116 (MG)					SEGMENTO: 0,000 ao 817,000																	DATA: 03/2007							
TRECHO: Div. BA/MG - Div. MG/RJ					AVALIADOR: Gerson										PISTA: Simples										FOLHA:				
km	Faixa	Pista Tipo Rev.	OK	FC-1			FC-2		FC-3		AF	O	P	EX	D	R	ALC	ATC	DG	Flecha mm		% de Área			ACOSTAMENTO				
				FI	TTC	TLC	J	TB	JE	E										TRI	TRE	FC-1	FC-2	FC-3	Tipo	Estado	Deg cm	OBS.	
				(1)	(1)	(1)	(2)	(2)	(3)	(3)																			
375,060	E	CBUQ					X			X											20	50		80	50				375+440
375,080	D	CBUQ																			2	2		0	0	CBUQ	BOM	0	
375,100	E	CBUQ					X			X											15	15		100	50				375+000
375,120	D	CBUQ																			2	2		0	0	CBUQ	BOM	0	perímetro urbano
375,140	E	CBUQ							X				X								10	20		0	100				Frei Inocêncio
375,160	D	CBUQ																			2	2		0	0	CBUQ	BOM	0	
375,180	E	CBUQ					X						X			X					10	10		100	0				
375,200	D	CBUQ			X	X															2	2		0	0	CBUQ	BOM	0	
375,220	E	CBUQ					X									X					4	4		100	0				
375,240	D	CBUQ																			2	2		0	0	CBUQ	BOM	0	
375,260	E	CBUQ					X														4	4		50	0				
375,280	D	CBUQ			X																2	2		0	0	CBUQ	BOM	0	
375,300	E	CBUQ					X														4	8		100	0				
375,320	D	CBUQ			X	X															2	2		0	0	CBUQ	BOM	0	
375,340	E	CBUQ					X														8	6		100	0				
375,360	D	CBUQ			X	X															2	2		0	0	CBUQ	BOM	0	
375,380	E	CBUQ																			10	10		100	0				
375,400	D	CBUQ			X	X															2	2		0	0	CBUQ	BOM	0	
375,420	E	CBUQ						X								X					10	10		0	90				
375,440	D	CBUQ			X	X															2	2		0	0				
375,460	E	CBUQ																			2	2		0	0	CBUQ	BOM	0	
375,480	D	CBUQ		X																	2	2		0	0				
375,500	E	CBUQ		X																	2	2		0	0	CBUQ	BOM	0	
375,520	D	CBUQ			X																2	2		0	0				
375,540	E	CBUQ		X																	2	2		0	0	CBUQ	BOM	0	
375,560	D	CBUQ		X																	2	2		0	0				
375,580	E	CBUQ		X																	2	2		0	0	CBUQ	BOM	0	
375,600	D	CBUQ		X																	2	2		0	0				
375,620	E	CBUQ		X																	3	3		0	0	CBUQ	BOM	0	375+658
375,640	D	CBUQ		X																	2	2		0	0				Obstáculo
375,660	E	CBUQ		X																	2	2		0	0	CBUQ	BOM	0	
375,680	D	CBUQ		X																	2	2		0	0				
375,700	E	CBUQ		X																	2	2		0	0	CBUQ	BOM	0	

INVENTÁRIO DO ESTADO DA SUPERFÍCIE DO PAVIMENTO																							DNIT-PRO 06							
RODOVIA: BR-116 (MG)											SEGMENTO: 0,000 ao 817,000											DATA: 03/2007								
TRECHO: Div. BA/MG - Div. MG/RJ											AVALIADOR: Gerson											FOLHA:								
km	Faixa	Pista Tipo Rev.	OK	FC-1			FC-2		FC-3		AF	O	P	EX	D	R	ALC	ATC	DG	Flecha mm		% de Área			ACOSTAMENTO					
				FI	TTC	TLC	J	TB	JE	E										TRI	TRE	FC-1	FC-2	FC-3	Tipo	Estado	Deg cm	OBS.		
				(1)	(1)	(1)	(2)	(2)	(3)	(3)																				
375,720	D	CBUQ		X	X	X															2	2		0	0					
375,740	E	CBUQ		X																	2	2		0	0	CBUQ	BOM	0		
375,760	D	CBUQ		X																	2	2		0	0					
375,780	E	CBUQ		X																	2	2		0	0	CBUQ	BOM	0		
375,800	D	CBUQ		X																	2	2		0	0					
375,820	E	CBUQ		X																	2	2		0	0	CBUQ	BOM	0		
375,840	D	CBUQ		X																	2	2		0	0					
375,860	E	CBUQ		X																	2	2		0	0	CBUQ	BOM	0		
375,880	D	CBUQ		X																	2	6		20	0				375+897	
375,900	E	CBUQ		X																	2	2		0	0				Obstáculo	
375,920	D	CBUQ					X														2	5		50	0					
375,940	E	CBUQ		X																	2	2		0	0				Canteiro central	
375,960	D	CBUQ					X														2	2		0	0				Início 375+960	
375,980	E	CBUQ			X	X															2	2		0	0					
376,000	D	CBUQ					X									X					8	8		100	0					
376,020	E	CBUQ		X																	2	2		0	0					
376,040	D	CBUQ					X														10	5		80	0					
376,060	E	CBUQ																			2	2		0	0					
376,080	D	CBUQ					X														10	8		100	0				Final 376+350	
376,100	E	CBUQ		X																	2	2		0	0					
376,120	D	CBUQ					X														10	8		100	0					
376,140	E	CBUQ		X																	2	2		0	0					
376,160	D	CBUQ					X						X			X					10	10		80	0					
376,180	E	CBUQ		X																	2	2		0	0					
376,200	D	CBUQ					X														10	2		50	0					
376,220	E	CBUQ		X																	2	5		0	0					
376,240	D	CBUQ		X																	2	2		0	0					
376,260	E	CBUQ		X																	2	2		0	0				Desaceleração	
376,280	D	CBUQ					X														4	8		50	0					
376,300	E	CBUQ		X																	2	2		0	0				Desaceleração	
376,320	D	CBUQ																			2	2		0	0	CBUQ	BOM	0		
376,340	E	CBUQ		X	X	X															4	4		0	0	CBUQ	BOM	0		
376,360	D	CBUQ		X																	2	2		0	0	CBUQ	BOM	0		

INVENTÁRIO DO ESTADO DA SUPERFÍCIE DO PAVIMENTO																								DNIT-PRO 06					
RODOVIA: BR-116 (MG)												SEGMENTO: 0,000 ao 817,000												DATA: 03/2007					
TRECHO: Div. BA/MG - Div. MG/RJ												AVALIADOR: Gerson												FOLHA:					
km	Faixa	Pista Tipo Rev.	OK	FC-1			FC-2		FC-3		AF	O	P	EX	D	R	ALC	ATC	DG	Flecha mm		% de Área			ACOSTAMENTO				
				FI	TTC	TLC	J	TB	JE	E															Tipo	Estado	Deg cm	OBS.	
				(1)	(1)	(1)	(2)	(2)	(3)	(3)																			
376,380	E	CBUQ		X																	2	2		0	0	CBUQ	BOM	0	
376,400	D	CBUQ																			2	2		0	0	CBUQ	BOM	0	
376,420	E	CBUQ													X						4	4		0	0	CBUQ	BOM	0	
376,440	D	CBUQ							X						X						5	10		0	0	CBUQ	BOM	0	
376,460	E	CBUQ			X	X	X								X						2	4		10	20	CBUQ	BOM	0	
376,480	D	CBUQ													X						4	4		0	0	CBUQ	BOM	0	
376,500	E	CBUQ			X	X	X														2	8		20	0	CBUQ	BOM	0	
376,520	D	CBUQ													X						4	4		0	0	CBUQ	BOM	0	
376,540	E	CBUQ													X						4	4		0	0	CBUQ	BOM	0	
376,560	D	CBUQ							X						X						4	6		0	20	CBUQ	BOM	0	
376,580	E	CBUQ			X										X						4	4		0	0	CBUQ	BOM	0	
376,600	D	CBUQ			X							X			X						2	2		0	0	CBUQ	BOM	0	
376,620	E	CBUQ													X						2	2		0	0	CBUQ	BOM	0	
376,640	D	CBUQ													X						2	2		0	0	CBUQ	BOM	0	
376,660	E	CBUQ													X						2	2		0	0	CBUQ	BOM	0	
376,680	D	CBUQ			X	X	X														2	4		20	0	CBUQ	BOM	0	
376,700	E	CBUQ													X						2	2		0	0	CBUQ	BOM	0	
376,720	D	CBUQ					X														2	4		20	0	CBUQ	BOM	0	
376,740	E	CBUQ													X						2	2		0	0				
376,760	D	CBUQ													X						2	2		0	0	CBUQ	BOM	0	
376,780	E	CBUQ			X	X		X													6	2		0	30				
376,800	D	CBUQ						X													5	5		0	100	CBUQ	BOM	0	
376,820	E	CBUQ						X													5	5		0	100				PONTE
376,840	D	CBUQ													X						2	2		0	0	CBUQ	BOM	0	PONTE
376,860	E	CBUQ													X						2	2		0	0				PONTE
376,880	D	CBUQ													X						2	2		0	0	CBUQ	BOM	0	PONTE
376,900	E	CBUQ													X						2	2		0	0				PONTE
376,920	D	CBUQ													X						2	2		0	0	CBUQ	BOM	0	PONTE
376,940	E	CBUQ													X						2	2		0	0				PONTE
376,960	D	CBUQ													X						2	2		0	0	CBUQ	BOM	0	PONTE
376,980	E	CBUQ																											
377,000	E	CBUQ	X																		0	0	0	0	0	CBUQ	Bom	0	larg. acost. 2m
377,040	D	CBUQ			X	X															0	0	3	0	0	CBUQ	Bom	0	3º faixa direita

INVENTÁRIO DO ESTADO DA SUPERFÍCIE DO PAVIMENTO																								DNIT-PRO 06					
RODOVIA: BR-116 (MG)												SEGMENTO: 0,000 ao 817,000												DATA: 03/2007					
TRECHO: Div. BA/MG - Div. MG/RJ												AVALIADOR: Gerson												FOLHA:					
km	Faixa	Pista Tipo Rev.	OK	FC-1			FC-2		FC-3		AF	O	P	EX	D	R	ALC	ATC	DG	Flecha mm		% de Área			ACOSTAMENTO				
				FI	TTC	TLC	J	TB	JE	E															Tipo	Estado	Deg cm	OBS.	
				(1)	(1)	(1)	(2)	(2)	(3)	(3)	(4)	(5)	(5)	(6)	(7)	(8)					TRI	TRE	FC-1	FC-2	FC-3				
377,080	E	CBUQ	X																		0	0	0	0	0	CBUQ	Bom	0	
377,120	D	CBUQ	X																		0	0	0	0	0	CBUQ	Bom	0	
377,160	E	CBUQ	X																		0	0	0	0	0	CBUQ	Bom	0	
377,200	D	CBUQ			X	X															0	0	10	0	0	CBUQ	Bom	0	
377,240	E	CBUQ	X																		0	0	0	0	0	CBUQ	Bom	0	
377,280	D	CBUQ										X									0	0	0	0	0	CBUQ	Bom	0	
377,320	E	CBUQ	X																		0	0	0	0	0	CBUQ	Bom	0	
377,360	D	CBUQ			X	X															0	0	20	0	0	CBUQ	Bom	0	
377,400	E	CBUQ										X									0	0	0	0	0	CBUQ	Bom	0	
377,440	D	CBUQ					X														0	0	0	5	0	CBUQ	Bom	0	
377,480	E	CBUQ					X														0	0	0	10	0	CBUQ	Bom	0	
377,520	D	CBUQ										X									0	0	0	0	0	CBUQ	Bom	0	
377,560	E	CBUQ					X					X									0	0	0	30	0	CBUQ	Bom	0	
377,600	D	CBUQ										X			X						0	0	0	0	0	CBUQ	Bom	0	
377,640	E	CBUQ							X												0	0	0	0	80	CBUQ	Bom	0	
377,680	D	CBUQ							X												0	0	0	0	50	CBUQ	Bom	0	
377,720	E	CBUQ	X																		0	0	0	0	0	CBUQ	Bom	0	
377,760	D	CBUQ					X														0	0	0	60	0	CBUQ	Bom	0	
377,800	E	CBUQ			X	X															0	0	20	0	0	CBUQ	Bom	0	
377,840	D	CBUQ					X														0	0	0	50	0	CBUQ	Bom	0	
377,880	E	CBUQ					X														0	0	0	20	0	CBUQ	Bom	0	
377,920	D	CBUQ							X												0	0	0	0	30	CBUQ	Bom	0	
377,960	E	CBUQ	X																		0	0	0	0	0	CBUQ	Bom	0	
378,000	D	CBUQ	X																		0	0	0	0	0	CBUQ	Bom	0	larg. acost. 1,5m
378,040	E	CBUQ	X																		0	0	0	0	0	CBUQ	Bom	0	3º faixa direita
378,080	D	CBUQ					X														0	0	0	30	0	CBUQ	Bom	0	
378,120	E	CBUQ	X																		0	0	0	0	0	CBUQ	Bom	0	
378,160	D	CBUQ	X																		0	0	0	0	0	CBUQ	Bom	0	
378,200	E	CBUQ	X																		0	0	0	0	0	CBUQ	Bom	0	
378,240	D	CBUQ					X					X				X					0	0	0	60	0	CBUQ	Bom	0	
378,280	E	CBUQ			X	X															0	0	5	0	0	CBUQ	Bom	0	
378,320	D	CBUQ	X																		0	0	0	0	0	CBUQ	Bom	0	
378,360	E	CBUQ					X														0	0	0	20	0	CBUQ	Bom	0	

INVENTÁRIO DO ESTADO DA SUPERFÍCIE DO PAVIMENTO																								DNIT-PRO 06					
RODOVIA: BR-116 (MG)												SEGMENTO: 0,000 ao 817,000												DATA: 03/2007					
TRECHO: Div. BA/MG - Div. MG/RJ												AVALIADOR: Gerson												FOLHA:					
km	Faixa	Pista Tipo Rev.	OK	FC-1			FC-2		FC-3		AF	O	P	EX	D	R	ALC	ATC	DG	Flecha mm		% de Área			ACOSTAMENTO				
				FI	TTC	TLC	J	TB	JE	E															Tipo	Estado	Deg cm	OBS.	
				(1)	(1)	(1)	(2)	(2)	(3)	(3)										TRI	TRE	FC-1	FC-2	FC-3					
378,400	D	CBUQ							X												0	0	0	0	20	CBUQ	Bom	0	
378,440	E	CBUQ							X												0	0	0	0	20	CBUQ	Bom	0	
378,480	D	CBUQ							X												0	0	0	0	15	CBUQ	Bom	0	
378,520	E	CBUQ							X												0	0	0	0	80	CBUQ	Bom	0	
378,560	D	CBUQ			X	X						X									0	0	10	0	0	CBUQ	Bom	0	
378,600	E	CBUQ			X	X															0	0	10	0	0	CBUQ	Bom	0	
378,640	D	CBUQ			X	X															0	0	15	0	0	CBUQ	Bom	0	
378,680	E	CBUQ			X	X															0	0	20	0	0	CBUQ	Bom	0	fim 3º faixa
378,720	D	CBUQ			X	X															0	0	5	0	0	CBUQ	Bom	0	
378,760	E	CBUQ			X	X															0	0	10	0	0	CBUQ	Bom	0	
378,800	D	CBUQ							X												0	0	0	0	20	CBUQ	Bom	0	
378,840	E	CBUQ			X	X															0	0	0	0	0	CBUQ	Bom	0	
378,880	D	CBUQ							X												0	0	0	0	30	CBUQ	Bom	0	
378,920	E	CBUQ							X				X								0	0	0	0	40	CBUQ	Bom	0	
378,960	D	CBUQ							X												0	0	0	0	50	CBUQ	Bom	0	
379,000	E	CBUQ					X														0	0	0	20	0	CBUQ	Bom	0	larg. acost. 1,5m
379,040	D	CBUQ							X												0	0	0	0	40	CBUQ	Bom	0	
379,080	E	CBUQ	X																		0	0	0	0	0	CBUQ	Bom	0	
379,120	D	CBUQ							X							X					0	0	0	0	20	CBUQ	Bom	0	
379,160	E	CBUQ	X																		0	0	0	0	0	CBUQ	Bom	0	
379,200	D	CBUQ	X																		0	0	0	0	0	CBUQ	Bom	0	larg. acost. 2m
379,240	E	CBUQ	X																		0	0	0	0	0	CBUQ	Bom	0	
379,280	D	CBUQ							X												0	0	0	0	5	CBUQ	Bom	0	
379,320	E	CBUQ					X														0	0	0	30	0	CBUQ	Bom	0	
379,360	D	CBUQ	X																		0	0	0	0	0	CBUQ	Bom	0	
379,400	E	CBUQ	X																		0	0	0	0	0	CBUQ	Bom	0	
379,440	D	CBUQ			X	X															0	0	10	0	0	CBUQ	Bom	0	
379,480	E	CBUQ			X	X															0	0	15	0	0	CBUQ	Bom	0	
379,520	D	CBUQ	X																		0	0	0	0	0	CBUQ	Bom	0	
379,560	E	CBUQ					X														0	0	0	40	0	CBUQ	Bom	0	
379,600	D	CBUQ	X																		0	0	0	0	0	CBUQ	Bom	0	
379,640	E	CBUQ					X														0	0	0	30	0	CBUQ	Bom	0	
379,680	D	CBUQ					X														0	0	0	10	0	CBUQ	Bom	0	

INVENTÁRIO DO ESTADO DA SUPERFÍCIE DO PAVIMENTO																								DNIT-PRO 06					
RODOVIA: BR-116 (MG)												SEGMENTO: 0,000 ao 817,000												DATA: 03/2007					
TRECHO: Div. BA/MG - Div. MG/RJ												AVALIADOR: Gerson												FOLHA:					
km	Faixa	Pista Tipo Rev.	OK	FC-1			FC-2		FC-3		AF	O	P	EX	D	R	ALC	ATC	DG	Flecha mm		% de Área			ACOSTAMENTO				
				FI	TTC	TLC	J	TB	JE	E															Tipo	Estado	Deg cm	OBS.	
				(1)	(1)	(1)	(2)	(2)	(3)	(3)										TRI	TRE	FC-1	FC-2	FC-3					
379,720	E	CBUQ					X														0	0	0	5	0	CBUQ	Bom	0	
379,760	D	CBUQ					X														0	0	0	30	0	CBUQ	Bom	0	
379,800	E	CBUQ			X	X															0	0	5	0	0	CBUQ	Bom	0	
379,840	D	CBUQ					X														0	0	0	50	0	CBUQ	Bom	0	
379,880	E	CBUQ					X														0	0	0	10	0	CBUQ	Bom	0	
379,920	D	CBUQ	X																		0	0	0	0	0	CBUQ	Bom	0	
379,960	E	CBUQ							X												0	0	0	0	30	CBUQ	Bom	0	
380,000	D	CBUQ			X	X															0	0	5	0	0	CBUQ	Bom	0	larg. acost. 2m
380,040	E	CBUQ					X														0	0	0	10	0	CBUQ	Bom	0	
380,080	D	CBUQ	X																		0	0	0	0	0	CBUQ	Bom	0	
380,120	E	CBUQ			X	X															0	0	5	0	0	CBUQ	Bom	0	
380,160	D	CBUQ				X															0	0	3	0	0	CBUQ	Bom	0	
380,200	E	CBUQ	X																		0	0	0	0	0	CBUQ	Bom	0	
380,240	D	CBUQ	X																		0	0	0	0	0	CBUQ	Bom	0	
380,280	E	CBUQ					X														0	0	0	10	0	CBUQ	Bom	0	
380,320	D	CBUQ					X														0	0	0	15	0	CBUQ	Bom	0	
380,360	E	CBUQ					X														0	0	0	5	0	CBUQ	Bom	0	
380,400	D	CBUQ					X														0	0	0	80	0	CBUQ	Bom	0	
380,440	E	CBUQ					X														0	0	0	80	0	CBUQ	Bom	0	
380,480	D	CBUQ					X														0	0	0	60	0	CBUQ	Bom	0	
380,520	E	CBUQ			X	X															0	0	10	0	0	CBUQ	Bom	0	
380,560	D	CBUQ					X														0	0	0	90	0	CBUQ	Bom	0	
380,600	E	CBUQ			X	X															0	0	5	0	0	CBUQ	Bom	0	
380,640	D	CBUQ					X														0	0	0	20	0	CBUQ	Bom	0	
380,680	E	CBUQ			X	X															0	0	5	0	0	CBUQ	Bom	0	3º faixa direita
380,720	D	CBUQ			X	X															0	0	10	0	0	CBUQ	Bom	0	
380,760	E	CBUQ			X	X															0	0	10	0	0	CBUQ	Bom	0	
380,800	D	CBUQ					X														0	0	0	5	0	CBUQ	Bom	0	
380,840	E	CBUQ				X															0	0	3	0	0	CBUQ	Bom	0	
380,880	D	CBUQ			X	X															0	0	3	0	0	CBUQ	Bom	0	
380,920	E	CBUQ					X														0	0	0	5	0	CBUQ	Bom	0	
380,960	D	CBUQ					X														0	0	0	10	0	CBUQ	Bom	0	
381,000	E	CBUQ											X		X						0	0	0	0	0	CBUQ	Bom	0	largura acost. 2m

INVENTÁRIO DO ESTADO DA SUPERFÍCIE DO PAVIMENTO																							DNIT-PRO 06						
RODOVIA: BR-116 (MG)											SEGMENTO: 0,000 ao 817,000											DATA: 03/2007							
TRECHO: Div. BA/MG - Div. MG/RJ											AVALIADOR: Gerson											FOLHA:							
km	Faixa	Pista Tipo Rev.	OK	FC-1			FC-2		FC-3		AF	O	P	EX	D	R	ALC	ATC	DG	Flecha mm		% de Área			ACOSTAMENTO				
				FI	TTC	TLC	J	TB	JE	E										TRI	TRE	FC-1	FC-2	FC-3	Tipo	Estado	Deg cm	OBS.	
				(1)	(1)	(1)	(2)	(2)	(3)	(3)	(4)	(5)	(5)	(6)	(7)	(8)													
381,040	D	CBUQ					X					X									0	0	0	10	0	CBUQ	Bom	0	3º faixa direita
381,080	E	CBUQ	X																		0	0	0	0	0	CBUQ	Bom	0	
381,120	D	CBUQ	X																		0	0	0	0	0	CBUQ	Bom	0	
381,160	E	CBUQ											X								0	0	0	0	0	CBUQ	Bom	0	
381,200	D	CBUQ	X																		0	0	0	0	0	CBUQ	Bom	0	
381,240	E	CBUQ	X																		0	0	0	0	0	CBUQ	Bom	0	
381,280	D	CBUQ	X																		0	0	0	0	0	CBUQ	Bom	0	
381,320	E	CBUQ	X																		0	0	0	0	0	CBUQ	Bom	0	
381,360	D	CBUQ	X																		0	0	0	0	0	CBUQ	Bom	0	
381,400	E	CBUQ								X											0	0	0	0	30	CBUQ	Bom	0	
381,440	D	CBUQ	X																		0	0	0	0	0	CBUQ	Bom	0	final 3º faixa direita
381,480	E	CBUQ																			3	3	0	0	0	CBUQ	Bom	0	
381,520	D	CBUQ			X	X															0	0	5	0	0	CBUQ	Bom	0	
381,560	E	CBUQ																			3	3	0	0	0	CBUQ	Bom	0	
381,600	D	CBUQ			X	X															0	0	3	0	0	CBUQ	Bom	0	
381,640	E	CBUQ								X											0	0	0	0	30	CBUQ	Bom	0	
381,680	D	CBUQ	X																		0	0	0	0	0	CBUQ	Bom	0	
381,720	E	CBUQ																			3	4	0	0	0	CBUQ	Bom	0	
381,760	D	CBUQ	X																		0	0	0	0	0	CBUQ	Bom	0	
381,800	E	CBUQ										X									2	3	0	0	0	CBUQ	Bom	0	
381,840	D	CBUQ	X																		0	0	0	0	0	CBUQ	Bom	0	
381,880	E	CBUQ	X																		0	0	0	0	0	CBUQ	Bom	0	
381,920	D	CBUQ	X																		0	0	0	0	0	CBUQ	Bom	0	
381,960	E	CBUQ	X																		0	0	0	0	0	CBUQ	Bom	0	
382,000	D	CBUQ			X	X															0	0	5	0	0	CBUQ	Bom	0	largura acost. 2m
382,040	E	CBUQ				X															0	0	3	0	0	CBUQ	Bom	0	
382,080	D	CBUQ			X											X					0	0	3	0	0	CBUQ	Bom	0	
382,120	E	CBUQ			X	X															0	0	5	0	0	CBUQ	Bom	0	
382,160	D	CBUQ				X															0	0	3	0	0	CBUQ	Bom	0	
382,200	E	CBUQ			X	X															0	0	3	0	0	CBUQ	Bom	0	
382,240	D	CBUQ					X														0	0	0	5	0	CBUQ	Bom	0	
382,280	E	CBUQ	X																		0	0	0	0	0	CBUQ	Bom	0	
382,320	D	CBUQ					X									X					0	0	0	20	0	CBUQ	Bom	0	

Pesquisas e Estudos de Viabilidade de PPP – Sistema Rodoviário Federal Minas Gerais
PROJETO BR 116 / BR 381

INVENTÁRIO DO ESTADO DA SUPERFÍCIE DO PAVIMENTO																								DNIT-PRO 06					
RODOVIA: BR-116 (MG)												SEGMENTO: 0,000 ao 817,000												DATA: 03/2007					
TRECHO: Div. BA/MG - Div. MG/RJ												AVALIADOR: Gerson												FOLHA:					
km	Faixa	Pista Tipo Rev.	OK	FC-1			FC-2		FC-3		AF	O	P	EX	D	R	ALC	ATC	DG	Flecha mm		% de Área			ACOSTAMENTO				
				FI	TTC	TLC	J	TB	JE	E										TRI	TRE	FC-1	FC-2	FC-3	Tipo	Estado	Deg cm	OBS.	
				(1)	(1)	(1)	(2)	(2)	(3)	(3)	(4)	(5)	(5)	(6)	(7)	(8)													
383,680	D	CBUQ			X	X															0	0	5	0	0	CBUQ	Bom	0	
383,720	E	CBUQ	X																		0	0	0	0	0	CBUQ	Bom	0	
383,760	D	CBUQ	X																		0	0	0	0	0	CBUQ	Bom	0	
383,800	E	CBUQ	X																		0	0	0	0	0	CBUQ	Bom	0	
383,840	D	CBUQ			X	X															0	0	3	0	0	CBUQ	Bom	0	
383,880	E	CBUQ												X							0	0	0	0	0	CBUQ	Bom	0	
383,920	D	CBUQ	X																		0	0	0	0	0	CBUQ	Bom	0	
383,960	E	CBUQ	X																		0	0	0	0	0	CBUQ	Bom	0	
384,000	D	CBUQ					X					X									0	0	0	5	0	CBUQ	Bom	0	largura acost. 2m
384,040	E	CBUQ	X																		0	0	0	0	0	CBUQ	Bom	0	
384,080	D	CBUQ	X																		0	0	0	0	0	CBUQ	Bom	0	
384,120	E	CBUQ	X																		0	0	0	0	0	CBUQ	Bom	0	
384,160	D	CBUQ	X																		0	0	0	0	0	CBUQ	Bom	0	
384,200	E	CBUQ	X																		0	0	0	0	0	CBUQ	Bom	0	
384,240	D	CBUQ	X																		0	0	0	0	0	CBUQ	Bom	0	
384,280	E	CBUQ	X																		0	0	0	0	0	CBUQ	Bom	0	
384,320	D	CBUQ	X																		0	0	0	0	0	CBUQ	Bom	0	
384,360	E	CBUQ	X																		0	0	0	0	0	CBUQ	Bom	0	
384,400	D	CBUQ	X																		0	0	0	0	0	CBUQ	Bom	0	
384,440	E	CBUQ					X						X								0	0	0	5	0	CBUQ	Bom	0	
384,480	D	CBUQ	X																		0	0	0	0	0	CBUQ	Bom	0	
384,520	E	CBUQ	X																		0	0	0	0	0	CBUQ	Bom	0	
384,560	D	CBUQ	X																		0	0	0	0	0	CBUQ	Bom	0	
384,600	E	CBUQ	X																		0	0	0	0	0	CBUQ	Bom	0	
384,640	D	CBUQ	X																		0	0	0	0	0	CBUQ	Bom	0	
384,680	E	CBUQ	X																		0	0	0	0	0	CBUQ	Bom	0	
384,720	D	CBUQ													X						0	0	0	0	0	CBUQ	Bom	0	
384,760	E	CBUQ	X																		0	0	0	0	0	CBUQ	Bom	0	
384,800	D	CBUQ	X																		0	0	0	0	0	CBUQ	Bom	0	
384,840	E	CBUQ	X																		0	0	0	0	0	CBUQ	Bom	0	
384,880	D	CBUQ					X														0	0	0	5	0	CBUQ	Bom	0	
384,920	E	CBUQ	X																		0	0	0	0	0	CBUQ	Bom	0	
384,960	D	CBUQ	X																		0	0	0	0	0	CBUQ	Bom	0	largura acost. 2m

INVENTÁRIO DO ESTADO DA SUPERFÍCIE DO PAVIMENTO																									DNIT-PRO 06				
RODOVIA: BR-116 (MG)										SEGMENTO: 0,000 ao 817,000										DATA: 03/2007									
TRECHO: Div. BA/MG - Div. MG/RJ										AVALIADOR: Gerson										FOLHA:									
km	Faixa	Pista Tipo Rev.	OK	FC-1			FC-2		FC-3		AF	O	P	EX	D	R	ALC	ATC	DG	Flecha mm		% de Área			ACOSTAMENTO				
				FI	TTC	TLC	J	TB	JE	E										TRI	TRE	FC-1	FC-2	FC-3	Tipo	Estado	Deg cm	OBS.	
				(1)	(1)	(1)	(2)	(2)	(3)	(3)																			
385,000	E	CBUQ	X																		0	0	0	0	0	CBUQ	Bom	0	
385,040	D	CBUQ	X																		0	0	0	0	0	CBUQ	Bom	0	
385,080	E	CBUQ	X																		0	0	0	0	0	CBUQ	Bom	0	
385,120	D	CBUQ	X																		0	0	0	0	0	CBUQ	Bom	0	
385,160	E	CBUQ	X																		0	0	0	0	0	CBUQ	Bom	0	
385,200	D	CBUQ	X																		0	0	0	0	0	CBUQ	Bom	0	
385,240	E	CBUQ	X																		0	0	0	0	0	CBUQ	Bom	0	
385,280	D	CBUQ					X														0	0	0	5	0	CBUQ	Bom	0	
385,320	E	CBUQ	X																		0	0	0	0	0	CBUQ	Bom	0	
385,360	D	CBUQ	X																		0	0	0	0	0	CBUQ	Bom	0	
385,400	E	CBUQ	X																		0	0	0	0	0	CBUQ	Bom	0	
385,440	D	CBUQ	X																		0	0	0	0	0	CBUQ	Bom	0	
385,480	E	CBUQ	X																		0	0	0	0	0	CBUQ	Bom	0	
385,520	D	CBUQ	X																		0	0	0	0	0	CBUQ	Bom	0	
385,560	E	CBUQ	X																		0	0	0	0	0	CBUQ	Bom	0	
385,600	D	CBUQ	X																		0	0	0	0	0	CBUQ	Bom	0	
385,640	E	CBUQ	X																		0	0	0	0	0	CBUQ	Bom	0	
385,680	D	CBUQ	X																		0	0	0	0	0	CBUQ	Bom	0	
385,720	E	CBUQ	X																		0	0	0	0	0	CBUQ	Bom	0	
385,760	D	CBUQ	X																		0	0	0	0	0	CBUQ	Bom	0	
385,800	E	CBUQ	X																		0	0	0	0	0	CBUQ	Bom	0	
385,840	D	CBUQ	X																		0	0	0	0	0	CBUQ	Bom	0	
385,880	E	CBUQ	X																		0	0	0	0	0	CBUQ	Bom	0	
385,920	D	CBUQ	X																		0	0	0	0	0	CBUQ	Bom	0	
385,960	E	CBUQ	X																		0	0	0	0	0	CBUQ	Bom	0	
386,000	D	CBUQ	X																		0	0	0	0	0	CBUQ	Bom	0	largura acost. 2m
386,040	E	CBUQ	X																		0	0	0	0	0	CBUQ	Bom	0	
386,080	D	CBUQ	X																		0	0	0	0	0	CBUQ	Bom	0	
386,120	E	CBUQ	X																		0	0	0	0	0	CBUQ	Bom	0	
386,160	D	CBUQ	X																		0	0	0	0	0	CBUQ	Bom	0	
386,200	E	CBUQ	X																		0	0	0	0	0	CBUQ	Bom	0	
386,240	D	CBUQ	X																		0	0	0	0	0	CBUQ	Bom	0	
386,280	E	CBUQ	X																		0	0	0	0	0	CBUQ	Bom	0	

INVENTÁRIO DO ESTADO DA SUPERFÍCIE DO PAVIMENTO																								DNIT-PRO 06					
RODOVIA: BR-116 (MG)												SEGMENTO: 0,000 ao 817,000												DATA: 03/2007					
TRECHO: Div. BA/MG - Div. MG/RJ												AVALIADOR: Gerson												FOLHA:					
km	Faixa	Pista Tipo Rev.	OK	FC-1			FC-2		FC-3		AF	O	P	EX	D	R	ALC	ATC	DG	Flecha mm		% de Área			ACOSTAMENTO				
				FI	TTC	TLC	J	TB	JE	E															Tipo	Estado	Deg cm	OBS.	
				(1)	(1)	(1)	(2)	(2)	(3)	(3)										TRI	TRE	FC-1	FC-2	FC-3					
386,320	D	CBUQ	X																		0	0	0	0	0	CBUQ	Bom	0	
386,360	E	CBUQ	X																		0	0	0	0	0	CBUQ	Bom	0	
386,400	D	CBUQ	X																		0	0	0	0	0	CBUQ	Bom	0	
386,440	E	CBUQ	X																		0	0	0	0	0	CBUQ	Bom	0	
386,480	D	CBUQ	X																		0	0	0	0	0	CBUQ	Bom	0	
386,520	E	CBUQ	X																		0	0	0	0	0	CBUQ	Bom	0	
386,560	D	CBUQ					X														0	0	0	5	0	CBUQ	Bom	0	
386,600	E	CBUQ	X																		0	0	0	0	0	CBUQ	Bom	0	
386,640	D	CBUQ	X																		0	0	0	0	0	CBUQ	Bom	0	
386,680	E	CBUQ	X																		0	0	0	0	0	CBUQ	Bom	0	
386,720	D	CBUQ	X																		0	0	0	0	0	CBUQ	Bom	0	
386,760	E	CBUQ	X																		0	0	0	0	0	CBUQ	Bom	0	
386,800	D	CBUQ	X																		0	0	0	0	0	CBUQ	Bom	0	
386,840	E	CBUQ	X																		0	0	0	0	0	CBUQ	Bom	0	
386,880	D	CBUQ	X																		0	0	0	0	0	CBUQ	Bom	0	
386,920	E	CBUQ	X																		0	0	0	0	0	CBUQ	Bom	0	
386,960	D	CBUQ	X																		0	0	0	0	0	CBUQ	Bom	0	
387,000	E	CBUQ	X																		0	0	0	0	0	CBUQ	Bom	0	largura acost. 2m
387,040	D	CBUQ	X																		0	0	0	0	0	CBUQ	Bom	0	
387,080	E	CBUQ	X																		0	0	0	0	0	CBUQ	Bom	0	
387,120	D	CBUQ	X																		0	0	0	0	0	CBUQ	Bom	0	
387,160	E	CBUQ	X																		0	0	0	0	0	CBUQ	Bom	0	
387,200	D	CBUQ	X																		0	0	0	0	0	CBUQ	Bom	0	
387,240	E	CBUQ	X																		0	0	0	0	0	CBUQ	Bom	0	
387,280	D	CBUQ	X																		0	0	0	0	0	CBUQ	Bom	0	
387,320	E	CBUQ	X																		0	0	0	0	0	CBUQ	Bom	0	
387,360	D	CBUQ	X																		0	0	0	0	0	CBUQ	Bom	0	
387,400	E	CBUQ	X																		0	0	0	0	0	CBUQ	Bom	0	
387,440	D	CBUQ					X														0	0	0	10	0	CBUQ	Bom	0	
387,480	E	CBUQ	X																		0	0	0	0	0	CBUQ	Bom	0	
387,520	D	CBUQ					X														0	0	0	3	0	CBUQ	Bom	0	
387,560	E	CBUQ			X																0	0	2	0	0	CBUQ	Bom	0	
387,600	D	CBUQ			X	X															0	0	3	0	0	CBUQ	Bom	0	

INVENTÁRIO DO ESTADO DA SUPERFÍCIE DO PAVIMENTO																								DNIT-PRO 06					
RODOVIA: BR-116 (MG)												SEGMENTO: 0,000 ao 817,000												DATA: 03/2007					
TRECHO: Div. BA/MG - Div. MG/RJ												AVALIADOR: Gerson												FOLHA:					
km	Faixa	Pista Tipo Rev.	OK	FC-1			FC-2		FC-3		AF	O	P	EX	D	R	ALC	ATC	DG	Flecha mm		% de Área			ACOSTAMENTO				
				FI	TTC	TLC	J	TB	JE	E															Tipo	Estado	Deg cm	OBS.	
				(1)	(1)	(1)	(2)	(2)	(3)	(3)	(4)	(5)	(5)	(6)	(7)	(8)					TRI	TRE	FC-1	FC-2	FC-3				
387,640	E	CBUQ	X																		0	0	0	0	0	CBUQ	Bom	0	
387,680	D	CBUQ	X																		0	0	0	0	0	CBUQ	Bom	0	
387,720	E	CBUQ	X																		0	0	0	0	0	CBUQ	Bom	0	
387,760	D	CBUQ	X																		0	0	0	0	0	CBUQ	Bom	0	
387,800	E	CBUQ	X																		0	0	0	0	0	CBUQ	Bom	0	
387,840	D	CBUQ	X																		0	0	0	0	0	CBUQ	Bom	0	
387,880	E	CBUQ	X																		0	0	0	0	0	CBUQ	Bom	0	
387,920	D	CBUQ					X									X					0	0	0	5	0	CBUQ	Bom	0	
387,960	E	CBUQ	X																		0	0	0	0	0	CBUQ	Bom	0	
388,000	D	CBUQ	X																		0	0	0	0	0	CBUQ	Bom	0	largura acost. 2m
388,040	E	CBUQ	X																		0	0	0	0	0	CBUQ	Bom	0	
388,080	D	CBUQ	X																		0	0	0	0	0	CBUQ	Bom	0	
388,120	E	CBUQ	X																		0	0	0	0	0	CBUQ	Bom	0	
388,160	D	CBUQ	X																		0	0	0	0	0	CBUQ	Bom	0	
388,200	E	CBUQ	X																		0	0	0	0	0	CBUQ	Bom	0	
388,240	D	CBUQ	X																		0	0	0	0	0	CBUQ	Bom	0	
388,280	E	CBUQ	X																		0	0	0	0	0	CBUQ	Bom	0	
388,320	D	CBUQ	X																		0	0	0	0	0	CBUQ	Bom	0	
388,360	E	CBUQ	X																		0	0	0	0	0	CBUQ	Bom	0	
388,400	D	CBUQ	X																		0	0	0	0	0	CBUQ	Bom	0	
388,440	E	CBUQ	X																		0	0	0	0	0	CBUQ	Bom	0	
388,480	D	CBUQ	X																		0	0	0	0	0	CBUQ	Bom	0	
388,520	E	CBUQ											X								0	0	0	0	0	CBUQ	Bom	0	
388,560	D	CBUQ			X	X															0	0	3	0	0	CBUQ	Bom	0	
388,600	E	CBUQ	X																		0	0	0	0	0	CBUQ	Bom	0	
388,640	D	CBUQ					X														0	0	0	10	0	CBUQ	Bom	0	
388,680	E	CBUQ			X	X															0	0	3	0	0	CBUQ	Bom	0	
388,720	D	CBUQ			X	X															0	0	10	0	0	CBUQ	Bom	0	
388,760	E	CBUQ	X																		0	0	0	0	0	CBUQ	Bom	0	
388,800	D	CBUQ					X														0	0	0	5	0	CBUQ	Bom	0	
388,840	E	CBUQ	X																		0	0	0	0	0	CBUQ	Bom	0	
388,880	D	CBUQ			X	X						X									0	0	3	0	0	CBUQ	Bom	0	
388,920	E	CBUQ			X	X						X									0	0	5	0	0	CBUQ	Bom	0	

INVENTÁRIO DO ESTADO DA SUPERFÍCIE DO PAVIMENTO																								DNIT-PRO 06					
RODOVIA: BR-116 (MG)												SEGMENTO: 0,000 ao 817,000												DATA: 03/2007					
TRECHO: Div. BA/MG - Div. MG/RJ												AVALIADOR: Gerson												FOLHA:					
km	Faixa	Pista Tipo Rev.	OK	FC-1			FC-2		FC-3		AF	O	P	EX	D	R	ALC	ATC	DG	Flecha mm		% de Área			ACOSTAMENTO				
				FI	TTC	TLC	J	TB	JE	E										TRI	TRE	FC-1	FC-2	FC-3	Tipo	Estado	Deg cm	OBS.	
				(1)	(1)	(1)	(2)	(2)	(3)	(3)	(4)	(5)	(5)	(6)	(7)	(8)													
388,960	D	CBUQ			X	X										X					0	0	5	0	0	CBUQ	Bom	0	
389,000	E	CBUQ	X																		0	0	0	0	0	CBUQ	Bom	0	largura acost. 2m
389,040	D	CBUQ										X									0	0	0	0	0	CBUQ	Bom	0	
389,080	E	CBUQ	X																		0	0	0	0	0	CBUQ	Bom	0	
389,120	D	CBUQ				X															0	0	3	0	0	CBUQ	Bom	0	
389,160	E	CBUQ	X																		0	0	0	0	0	CBUQ	Bom	0	
389,200	D	CBUQ					X						X								0	0	0	40	0	CBUQ	Bom	0	
389,240	E	CBUQ	X																		0	0	0	0	0	CBUQ	Bom	0	
389,280	D	CBUQ	X																		0	0	0	0	0	CBUQ	Bom	0	
389,320	E	CBUQ	X																		0	0	0	0	0	CBUQ	Bom	0	
389,360	D	CBUQ	X																		0	0	0	0	0	CBUQ	Bom	0	
389,400	E	CBUQ	X																		0	0	0	0	0	CBUQ	Bom	0	
389,440	D	CBUQ	X																		0	0	0	0	0	CBUQ	Bom	0	
389,480	E	CBUQ					X														0	0	0	30	0	CBUQ	Bom	0	
389,520	D	CBUQ					X														0	0	0	80	0	CBUQ	Bom	0	
389,560	E	CBUQ					X														0	0	0	30	0	CBUQ	Bom	0	
389,600	D	CBUQ	X																		0	0	0	0	0	CBUQ	Bom	0	
389,640	E	CBUQ					X									X					0	0	0	20	0	CBUQ	Bom	0	
389,680	D	CBUQ	X																		0	0	0	0	0	CBUQ	Bom	0	
389,720	E	CBUQ			X	X															0	0	5	0	0	CBUQ	Bom	0	
389,760	D	CBUQ					X														0	0	0	30	0	CBUQ	Bom	0	
389,800	E	CBUQ			X	X										X					0	0	10	0	0	CBUQ	Bom	0	
389,840	D	CBUQ					X														0	0	0	5	0	CBUQ	Bom	0	
389,880	E	CBUQ			X	X															0	0	5	0	0	CBUQ	Bom	0	
389,920	D	CBUQ					X									X					0	0	0	40	0	CBUQ	Bom	0	
389,960	E	CBUQ	X																		0	0	0	0	0	CBUQ	Bom	0	
390,000	D	CBUQ					X														0	0	0	5	0	CBUQ	Bom	0	largura acost. 2m
390,040	E	CBUQ	X																		0	0	0	0	0	CBUQ	Bom	0	
390,080	D	CBUQ					X														0	0	0	10	0	CBUQ	Bom	0	
390,120	E	CBUQ					X						X								0	0	0	5	0	CBUQ	Bom	0	
390,160	D	CBUQ	X																		0	0	0	0	0	CBUQ	Bom	0	
390,200	E	CBUQ	X																		0	0	0	0	0	CBUQ	Bom	0	
390,240	D	CBUQ					X									X					0	0	0	40	0	CBUQ	Bom	0	

INVENTÁRIO DO ESTADO DA SUPERFÍCIE DO PAVIMENTO																											DNIT-PRO 06					
RODOVIA: BR-116 (MG)																		SEGMENTO: 0,000 ao 817,000									DATA: 03/2007					
TRECHO: Div. BA/MG - Div. MG/RJ																		AVALIADOR: Gerson									PISTA: Simples			FOLHA:		
km	Faixa	Pista Tipo Rev.	OK	FC-1			FC-2		FC-3		AF	O	P	EX	D	R	ALC	ATC	DG	Flecha		% de Área			ACOSTAMENTO							
				FI	TTC	TLC	J	TB	JE	E										TRI	TRE	FC-1	FC-2	FC-3	Tipo	Estado	Deg	OBS.				
				(1)	(1)	(1)	(2)	(2)	(3)	(3)										(4)	(5)	(5)	(6)	(7)	(8)	cm						
399,520	D	CBUQ	X																	0	0	0	0	0	CBUQ	Bom	0					
399,560	E	CBUQ	X																	0	0	0	0	0	CBUQ	Bom	0					
399,600	D	CBUQ	X																	0	0	0	0	0	CBUQ	Bom	0					
399,640	E	CBUQ	X																	0	0	0	0	0	CBUQ	Bom	0					
399,680	D	CBUQ							X				X							0	0	0	0	20	CBUQ	Bom	0					
399,720	E	CBUQ							X											0	0	0	0	30	CBUQ	Bom	0					
399,760	D	CBUQ					X								X					0	0	0	10	0	CBUQ	Bom	0					
399,800	E	CBUQ					X					X								0	0	0	20	0	CBUQ	Bom	0					
399,840	D	CBUQ					X								X					0	0	0	30	0	CBUQ	Bom	0					
399,880	E	CBUQ					X								X					0	0	0	30	0	CBUQ	Bom	0					
399,920	D	CBUQ	X																	0	0	0	0	0	CBUQ	Bom	0					
399,960	E	CBUQ	X																	0	0	0	0	0	CBUQ	Bom	0					
400,000	D	CBUQ				X							X							0	0	3	0	0	CBUQ	Bom	0	largura acost. 2m				
400,040	E	CBUQ					X													0	0	0	5	0	CBUQ	Bom	0					
400,080	D	CBUQ	X																	0	0	0	0	0	CBUQ	Bom	0					
400,120	E	CBUQ					X								X					0	0	0	40	0	CBUQ	Bom	0					
400,160	D	CBUQ	X																	0	0	0	0	0	CBUQ	Bom	0					
400,200	E	CBUQ	X																	0	0	0	0	0	CBUQ	Bom	0					
400,240	D	CBUQ					X													0	0	0	10	0	CBUQ	Bom	0					
400,280	E	CBUQ	X																	0	0	0	0	0	CBUQ	Bom	0					
400,320	D	CBUQ	X																	0	0	0	0	0	CBUQ	Bom	0					
400,360	E	CBUQ							X											0	0	0	0	5	CBUQ	Bom	0					
400,400	D	CBUQ				X														0	0	5	0	0	CBUQ	Bom	0					
400,440	E	CBUQ					X													0	0	0	5	0	CBUQ	Bom	0					
400,480	D	CBUQ	X																	0	0	0	0	0	CBUQ	Bom	0					
400,520	E	CBUQ	X																	0	0	0	0	0	CBUQ	Bom	0					
400,560	D	CBUQ	X																	0	0	0	0	0	CBUQ	Bom	0					
400,600	E	CBUQ	X																	0	0	0	0	0	CBUQ	Bom	0					
400,640	D	CBUQ	X																	0	0	0	0	0	CBUQ	Bom	0					
400,680	E	CBUQ	X																	0	0	0	0	0	CBUQ	Bom	0					
400,720	D	CBUQ	X																	0	0	0	0	0	CBUQ	Bom	0					
400,760	E	CBUQ	X																	0	0	0	0	0	CBUQ	Bom	0					
400,800	D	CBUQ				X														0	0	3	0	0	CBUQ	Bom	0					

INVENTÁRIO DO ESTADO DA SUPERFÍCIE DO PAVIMENTO																							DNIT-PRO 06						
RODOVIA: BR-116 (MG)											SEGMENTO: 0,000 ao 817,000											DATA: 03/2007							
TRECHO: Div. BA/MG - Div. MG/RJ											AVALIADOR: Gerson											FOLHA:							
km	Faixa	Pista Tipo Rev.	OK	FC-1			FC-2		FC-3		AF	O	P	EX	D	R	ALC	ATC	DG	Flecha mm		% de Área			ACOSTAMENTO				
				FI	TTC	TLC	J	TB	JE	E										TRI	TRE	FC-1	FC-2	FC-3	Tipo	Estado	Deg cm	OBS.	
				(1)	(1)	(1)	(2)	(2)	(3)	(3)	(4)	(5)	(5)	(6)	(7)	(8)													
400,840	E	CBUQ	X																		0	0	0	0	0	CBUQ	Bom	0	
400,880	D	CBUQ	X																		0	0	0	0	0	CBUQ	Bom	0	
400,920	E	CBUQ	X																		0	0	0	0	0	CBUQ	Bom	0	
400,960	D	CBUQ	X																		0	0	0	0	0	CBUQ	Bom	0	
401,000	E	CBUQ	X																		0	0	0	0	0	CBUQ	Bom	0	largura acost. 2m
401,040	D	CBUQ	X																		0	0	0	0	0	CBUQ	Bom	0	
401,080	E	CBUQ	X																		0	0	0	0	0	CBUQ	Bom	0	
401,120	D	CBUQ	X																		0	0	0	0	0	CBUQ	Bom	0	
401,160	E	CBUQ	X																		0	0	0	0	0	CBUQ	Bom	0	
401,200	D	CBUQ	X																		0	0	0	0	0	CBUQ	Bom	0	
401,240	E	CBUQ	X																		0	0	0	0	0	CBUQ	Bom	0	
401,280	D	CBUQ					X									X					0	0	0	10	0	CBUQ	Bom	0	
401,320	E	CBUQ	X																		0	0	0	0	0	CBUQ	Bom	0	
401,360	D	CBUQ	X																		0	0	0	0	0	CBUQ	Bom	0	
401,400	E	CBUQ	X																		0	0	0	0	0	CBUQ	Bom	0	
401,440	D	CBUQ	X																		0	0	0	0	0	CBUQ	Bom	0	
401,480	E	CBUQ	X																		0	0	0	0	0	CBUQ	Bom	0	
401,520	D	CBUQ	X																		0	0	0	0	0	CBUQ	Bom	0	
401,560	E	CBUQ	X																		0	0	0	0	0	CBUQ	Bom	0	
401,600	D	CBUQ			X	X															0	0	5	0	0	CBUQ	Bom	0	
401,640	E	CBUQ	X																		0	0	0	0	0	CBUQ	Bom	0	
401,680	D	CBUQ				X															0	0	3	0	0	CBUQ	Bom	0	ponte
401,720	E	CBUQ	X																		0	0	0	0	0	CBUQ	Bom	0	
401,760	D	CBUQ	X																		0	0	0	0	0	CBUQ	Bom	0	
401,800	E	CBUQ	X																		0	0	0	0	0	CBUQ	Bom	0	
401,840	D	CBUQ	X																		0	0	0	0	0	CBUQ	Bom	0	
401,880	E	CBUQ	X																		0	0	0	0	0	CBUQ	Bom	0	
401,920	D	CBUQ	X																		0	0	0	0	0	CBUQ	Bom	0	
401,960	E	CBUQ	X																		0	0	0	0	0	CBUQ	Bom	0	
402,000	D	CBUQ	X																		0	0	0	0	0	CBUQ	Bom	0	largura acost. 2m
402,040	E	CBUQ					X														0	0	0	20	0	CBUQ	Bom	0	
402,080	D	CBUQ	X																		0	0	0	0	0	CBUQ	Bom	0	
402,120	E	CBUQ					X									X					0	0	0	50	0	CBUQ	Bom	0	

INVENTÁRIO DO ESTADO DA SUPERFÍCIE DO PAVIMENTO																										DNIT-PRO 06			
RODOVIA: BR-116 (MG)																		SEGMENTO: 0,000 ao 817,000								DATA: 03/2007			
TRECHO: Div. BA/MG - Div. MG/RJ																		AVALIADOR: Gerson								PISTA: Simples		FOLHA:	
km	Faixa	Pista Tipo Rev.	OK	FC-1			FC-2		FC-3		AF	O	P	EX	D	R	ALC	ATC	DG	Flecha		% de Área			ACOSTAMENTO				
				FI	TTC	TLC	J	TB	JE	E										TRI	TRE	FC-1	FC-2	FC-3	Tipo	Estado	Deg cm	OBS.	
				(1)	(1)	(1)	(2)	(2)	(3)	(3)										(4)	(5)	(5)	(6)	(7)	(8)				
402,160	D	CBUQ					X								X					0	0	0	10	0	CBUQ	Bom	0		
402,200	E	CBUQ					X								X					0	0	0	30	0	CBUQ	Bom	0		
402,240	D	CBUQ					X								X					0	0	0	10	0	CBUQ	Bom	0		
402,280	E	CBUQ					X													0	0	0	30	0	CBUQ	Bom	0		
402,320	D	CBUQ					X													0	0	0	5	0	CBUQ	Bom	0		
402,360	E	CBUQ					X						X		X					0	0	0	20	0	CBUQ	Bom	0		
402,400	D	CBUQ					X													0	0	0	20	0	CBUQ	Bom	0		
402,440	E	CBUQ					X								X					0	0	0	30	0	CBUQ	Bom	0		
402,480	D	CBUQ					X													0	0	0	5	0	CBUQ	Bom	0		
402,520	E	CBUQ					X						X							0	0	0	10	0	CBUQ	Bom	0		
402,560	D	CBUQ					X													0	0	0	5	0	CBUQ	Bom	0		
402,600	E	CBUQ					X													0	0	0	5	0	CBUQ	Bom	0		
402,640	D	CBUQ		X	X															0	0	5	0	0	CBUQ	Bom	0		
402,680	E	CBUQ					X													0	0	0	10	0	CBUQ	Bom	0		
402,720	D	CBUQ					X													0	0	0	10	0	CBUQ	Bom	0		
402,760	E	CBUQ					X						X							0	0	0	30	0	CBUQ	Bom	0		
402,800	D	CBUQ					X					X			X					0	0	0	10	0	CBUQ	Bom	0		
402,840	E	CBUQ					X													0	0	0	15	0	CBUQ	Bom	0		
402,880	D	CBUQ					X													0	0	0	5	0	CBUQ	Bom	0		
402,920	E	CBUQ					X													0	0	0	50	0	CBUQ	Bom	0		
402,960	D	CBUQ							X											0	0	0	0	10	CBUQ	Bom	0		
403,000	E	CBUQ					X													0	0	0	15	0	CBUQ	Bom	0	largura acost. 2m	
403,040	D	CBUQ	X																	0	0	0	0	0	CBUQ	Bom	0		
403,080	E	CBUQ	X																	0	0	0	0	0	CBUQ	Bom	0		
403,120	D	CBUQ	X																	0	0	0	0	0	CBUQ	Bom	0		
403,160	E	CBUQ							X											0	0	0	0	30	CBUQ	Bom	0		
403,200	D	CBUQ	X																	0	0	0	0	0	CBUQ	Bom	0		
403,240	E	CBUQ	X																	0	0	0	0	0	CBUQ	Bom	0		
403,280	D	CBUQ					X								X					0	0	0	20	0	CBUQ	Bom	0		
403,320	E	CBUQ					X								X					0	0	0	10	0	CBUQ	Bom	0		
403,360	D	CBUQ	X																	0	0	0	0	0	CBUQ	Bom	0		
403,400	E	CBUQ	X																	0	0	0	0	0	CBUQ	Bom	0		
403,440	D	CBUQ	X																	0	0	0	0	0	CBUQ	Bom	0		

INVENTÁRIO DO ESTADO DA SUPERFÍCIE DO PAVIMENTO																										DNIT-PRO 06					
RODOVIA: BR-116 (MG)													SEGMENTO: 0,000 ao 817,000													DATA: 03/2007					
TRECHO: Div. BA/MG - Div. MG/RJ													AVALIADOR: Gerson													PISTA: Simples			FOLHA:		
km	Faixa	Pista Tipo Rev.	OK	FC-1			FC-2		FC-3		AF	O	P	EX	D	R	ALC	ATC	DG	Flecha		% de Área			ACOSTAMENTO						
				FI	TTC	TLC	J	TB	JE	E										TRI	TRE	FC-1	FC-2	FC-3	Tipo	Estado	Deg cm	OBS.			
				(1)	(1)	(1)	(2)	(2)	(3)	(3)																			(4)	(5)	(5)
403,480	E	CBUQ			X	X														0	0	5	0	0	CBUQ	Bom	0				
403,520	D	CBUQ					X								X					0	0	0	5	0	CBUQ	Bom	0				
403,560	E	CBUQ					X													0	0	0	10	0	CBUQ	Bom	0				
403,600	D	CBUQ							X											0	0	0	0	50	CBUQ	Bom	0				
403,640	E	CBUQ	X																	0	0	0	0	0	CBUQ	Bom	0				
403,680	D	CBUQ					X								X					0	0	0	30	0	CBUQ	Bom	0				
403,720	E	CBUQ	X																	0	0	0	0	0	CBUQ	Bom	0				
403,760	D	CBUQ					X								X					0	0	0	15	0	CBUQ	Bom	0				
403,800	E	CBUQ	X																	0	0	0	0	0	CBUQ	Bom	0				
403,840	D	CBUQ			X	X														0	0	5	0	0	CBUQ	Bom	0				
403,880	E	CBUQ			X	X							X							0	0	5	0	0	CBUQ	Bom	0				
403,920	D	CBUQ	X																	0	0	0	0	0	CBUQ	Bom	0				
403,960	E	CBUQ	X																	0	0	0	0	0	CBUQ	Bom	0				
404,000	D	CBUQ	X																	0	0	0	0	0	CBUQ	Bom	0	largura acost. 2m			
404,040	E	CBUQ	X																	0	0	0	0	0	CBUQ	Bom	0				
404,080	D	CBUQ	X																	0	0	0	0	0	CBUQ	Bom	0				
404,120	E	CBUQ	X																	0	0	0	0	0	CBUQ	Bom	0				
404,160	D	CBUQ	X																	0	0	0	0	0	CBUQ	Bom	0				
404,200	E	CBUQ					X													0	0	0	5	0	CBUQ	Bom	0				
404,240	D	CBUQ					X													0	0	0	10	0	CBUQ	Bom	0				
404,280	E	CBUQ							X											0	0	0	0	60	CBUQ	Bom	0				
404,320	D	CBUQ							X											0	0	0	0	50	CBUQ	Bom	0				
404,360	E	CBUQ					X								X					0	0	0	30	0	CBUQ	Bom	0				
404,400	D	CBUQ							X											0	0	0	0	60	CBUQ	Bom	0				
404,440	E	CBUQ			X	X														0	0	20	0	0	CBUQ	Bom	0				
404,480	D	CBUQ							X											0	0	0	0	40	CBUQ	Bom	0				
404,520	E	CBUQ							X				X		X					0	0	0	0	50	CBUQ	Bom	0				
404,560	D	CBUQ							X											0	0	0	0	10	CBUQ	Bom	0				
404,600	E	CBUQ			X	X														0	0	10	0	0	CBUQ	Bom	0				
404,640	D	CBUQ					X													0	0	0	5	0	CBUQ	Bom	0				
404,680	E	CBUQ							X											0	0	0	0	80	CBUQ	Bom	0				
404,720	D	CBUQ					X													0	0	0	10	0	CBUQ	Bom	0				
404,760	E	CBUQ			X	X														0	0	5	0	0	CBUQ	Bom	0				

INVENTÁRIO DO ESTADO DA SUPERFÍCIE DO PAVIMENTO																											DNIT-PRO 06					
RODOVIA: BR-116 (MG)																		SEGMENTO: 0,000 ao 817,000									DATA: 03/2007					
TRECHO: Div. BA/MG - Div. MG/RJ																		AVALIADOR: Gerson									PISTA: Simples			FOLHA:		
km	Faixa	Pista Tipo Rev.	OK	FC-1			FC-2		FC-3		AF	O	P	EX	D	R	ALC	ATC	DG	Flecha		% de Área			ACOSTAMENTO							
				FI	TTC	TLC	J	TB	JE	E										TRI	TRE	FC-1	FC-2	FC-3	Tipo	Estado	Deg cm	OBS.				
				(1)	(1)	(1)	(2)	(2)	(3)	(3)										(4)	(5)	(5)	(6)	(7)	(8)							
404,800	D	CBUQ							X											0	0	0	0	30	CBUQ	Bom	0					
404,840	E	CBUQ							X											0	0	0	0	50	CBUQ	Bom	0					
404,880	D	CBUQ					X													0	0	0	30	0	CBUQ	Bom	0					
404,920	E	CBUQ					X													0	0	0	10	0	CBUQ	Bom	0					
404,960	D	CBUQ							X											0	0	0	0	15	CBUQ	Bom	0					
405,000	E	CBUQ							X											0	0	0	0	10	CBUQ	Bom	0	largura acost. 2m				
405,040	D	CBUQ	X																	0	0	0	0	0	CBUQ	Bom	0					
405,080	E	CBUQ					X													0	0	0	5	0	CBUQ	Bom	0					
405,120	D	CBUQ			X	X														0	0	5	0	0	CBUQ	Bom	0					
405,160	E	CBUQ			X	X														0	0	5	0	0	CBUQ	Bom	0					
405,200	D	CBUQ	X																	0	0	0	0	0	CBUQ	Bom	0					
405,240	E	CBUQ											X							0	0	0	0	0	CBUQ	Bom	0					
405,280	D	CBUQ						X												0	0	0	10	0	CBUQ	Bom	0					
405,320	E	CBUQ							X											0	0	0	0	15	CBUQ	Bom	0					
405,360	D	CBUQ	X																	0	0	0	0	0	CBUQ	Bom	0					
405,400	E	CBUQ			X	X														0	0	20	0	0	CBUQ	Bom	0					
405,440	D	CBUQ					X								X					0	0	0	40	0	CBUQ	Bom	0					
405,480	E	CBUQ							X											0	0	0	0	50	CBUQ	Bom	0					
405,520	D	CBUQ							X						X					0	0	0	0	10	CBUQ	Bom	0					
405,560	E	CBUQ							X						X					0	0	0	0	60	CBUQ	Bom	0					
405,600	D	CBUQ			X	X														0	0	20	0	0	CBUQ	Bom	0					
405,640	E	CBUQ							X											0	0	0	0	30	CBUQ	Bom	0					
405,680	D	CBUQ							X											0	0	0	0	20	CBUQ	Bom	0					
405,720	E	CBUQ							X						X					0	0	0	0	50	CBUQ	Bom	0					
405,760	D	CBUQ							X											0	0	0	0	20	CBUQ	Bom	0					
405,800	E	CBUQ							X				X							0	0	0	0	50	CBUQ	Bom	0					
405,840	D	CBUQ					X													0	0	0	10	0	CBUQ	Bom	0					
405,880	E	CBUQ					X													0	0	0	5	0	CBUQ	Bom	0					
405,920	D	CBUQ					X													0	0	0	10	0	CBUQ	Bom	0					
405,960	E	CBUQ			X	X														0	0	5	0	0	CBUQ	Bom	0					
406,000	D	CBUQ	X																	0	0	0	0	0	CBUQ	Bom	0	largura acost. 2m				
406,040	E	CBUQ			X	X														0	0	10	0	0	CBUQ	Bom	0					
406,080	D	CBUQ					X													0	0	0	30	0	CBUQ	Bom	0					

INVENTÁRIO DO ESTADO DA SUPERFÍCIE DO PAVIMENTO																												DNIT-PRO 06			
RODOVIA: BR-116 (MG)																	SEGMENTO: 0,000 ao 817,000											DATA: 03/2007			
TRECHO: Div. BA/MG - Div. MG/RJ																	AVALIADOR: Gerson											PISTA: Simples		FOLHA:	
km	Faixa	Pista Tipo Rev.	OK	FC-1			FC-2		FC-3		AF	O	P	EX	D	R	ALC	ATC	DG	Flecha		% de Área			ACOSTAMENTO						
				FI	TTC	TLC	J	TB	JE	E										TRI	TRE	FC-1	FC-2	FC-3	Tipo	Estado	Deg	OBS.			
				(1)	(1)	(1)	(2)	(2)	(3)	(3)										(4)	(5)	(5)	(6)	(7)	(8)					cm	
406,120	E	CBUQ			X	X														0	0	10	0	0	CBUQ	Bom	0				
406,160	D	CBUQ					X													0	0	0	40	0	CBUQ	Bom	0				
406,200	E	CBUQ					X													0	0	0	10	0	CBUQ	Bom	0				
406,240	D	CBUQ					X													0	0	0	20	0	CBUQ	Bom	0				
406,280	E	CBUQ					X								X					0	0	0	10	0	CBUQ	Bom	0				
406,320	D	CBUQ					X								X					0	0	0	10	0	CBUQ	Bom	0				
406,360	E	CBUQ	X				X													0	0	0	5	0	CBUQ	Bom	0				
406,400	D	CBUQ			X	X														0	0	5	0	0	CBUQ	Bom	0				
406,440	E	CBUQ	X																	0	0	0	0	0	CBUQ	Bom	0				
406,480	D	CBUQ	X																	0	0	0	0	0	CBUQ	Bom	0				
406,520	E	CBUQ	X																	0	0	0	0	0	CBUQ	Bom	0				
406,560	D	CBUQ	X																	0	0	0	0	0	CBUQ	Bom	0				
406,600	E	CBUQ			X	X														0	0	5	0	0	CBUQ	Bom	0				
406,640	D	CBUQ											X		X					0	0	0	0	0	CBUQ	Bom	0				
406,680	E	CBUQ			X	X							X							0	0	10	0	0	CBUQ	Bom	0				
406,720	D	CBUQ	X																	0	0	0	0	0	CBUQ	Bom	0				
406,760	E	CBUQ											X							0	0	0	0	0	CBUQ	Bom	0				
406,800	D	CBUQ	X																	0	0	0	0	0	CBUQ	Bom	0				
406,840	E	CBUQ	X																	0	0	0	0	0	CBUQ	Bom	0				
406,880	D	CBUQ	X																	0	0	0	0	0	CBUQ	Bom	0				
406,920	E	CBUQ	X																	0	0	0	0	0	CBUQ	Bom	0				
406,960	D	CBUQ					X													0	0	0	10	0	CBUQ	Bom	0				
407,000	E	CBUQ	X																	0	0	0	0	0	CBUQ	Bom	0	largura acost. 2m			
407,040	D	CBUQ	X																	0	0	0	0	0	CBUQ	Bom	0				
407,080	E	CBUQ			X	X														0	0	5	0	0	CBUQ	Bom	0				
407,120	D	CBUQ	X																	0	0	0	0	0	CBUQ	Bom	0				
407,160	E	CBUQ	X																	0	0	0	0	0	CBUQ	Bom	0				
407,200	D	CBUQ	X																	0	0	0	0	0	CBUQ	Bom	0				
407,240	E	CBUQ	X																	0	0	0	0	0	CBUQ	Bom	0				
407,280	D	CBUQ	X																	0	0	0	0	0	CBUQ	Bom	0				
407,320	E	CBUQ					X						X		X					0	0	0	15	0	CBUQ	Bom	0				
407,360	D	CBUQ			X	X														0	0	10	0	0	CBUQ	Bom	0				
407,400	E	CBUQ			X	X														0	0	15	0	0	CBUQ	Bom	0				

INVENTÁRIO DO ESTADO DA SUPERFÍCIE DO PAVIMENTO																												DNIT-PRO 06			
RODOVIA: BR-116 (MG)																	SEGMENTO: 0,000 ao 817,000											DATA: 03/2007			
TRECHO: Div. BA/MG - Div. MG/RJ																	AVALIADOR: Gerson											PISTA: Simples		FOLHA:	
km	Faixa	Pista Tipo Rev.	OK	FC-1			FC-2		FC-3		AF	O	P	EX	D	R	ALC	ATC	DG	Flecha		% de Área			ACOSTAMENTO						
				FI	TTC	TLC	J	TB	JE	E										TRI	TRE	FC-1	FC-2	FC-3	Tipo	Estado	Deg cm	OBS.			
				(1)	(1)	(1)	(2)	(2)	(3)	(3)																			(4)	(5)	(5)
407,440	D	CBUQ					X													0	0	0	20	0	CBUQ	Bom	0				
407,480	E	CBUQ	X																	0	0	0	0	0	CBUQ	Bom	0				
407,520	D	CBUQ	X																	0	0	0	0	0	CBUQ	Bom	0				
407,560	E	CBUQ					X													0	0	0	15	0	CBUQ	Bom	0				
407,600	D	CBUQ	X																	0	0	0	0	0	CBUQ	Bom	0				
407,640	E	CBUQ	X																	0	0	0	0	0	CBUQ	Bom	0				
407,680	D	CBUQ	X																	0	0	0	0	0	CBUQ	Bom	0				
407,720	E	CBUQ	X																	0	0	0	0	0	CBUQ	Bom	0				
407,760	D	CBUQ	X																	0	0	0	0	0	CBUQ	Bom	0				
407,800	E	CBUQ	X																	0	0	0	0	0	CBUQ	Bom	0				
407,840	D	CBUQ					X													0	0	0	5	0	CBUQ	Bom	0				
407,880	E	CBUQ	X																	0	0	0	0	0	CBUQ	Bom	0				
407,920	D	CBUQ	X																	0	0	0	0	0	CBUQ	Bom	0				
407,960	E	CBUQ	X																	0	0	0	0	0	CBUQ	Bom	0				
408,000	D	CBUQ			X	X														0	0	10	0	0	CBUQ	Bom	0	largura acost. 2m			
408,040	E	CBUQ	X																	0	0	0	0	0	CBUQ	Bom	0				
408,080	D	CBUQ					X													0	0	0	20	0	CBUQ	Bom	0				
408,120	E	CBUQ					X													0	0	0	10	0	CBUQ	Bom	0				
408,160	D	CBUQ	X																	0	0	0	0	0	CBUQ	Bom	0				
408,200	E	CBUQ	X																	0	0	0	0	0	CBUQ	Bom	0				
408,240	D	CBUQ	X																	0	0	0	0	0	CBUQ	Bom	0				
408,280	E	CBUQ	X																	0	0	0	0	0	CBUQ	Bom	0				
408,320	D	CBUQ							X											0	0	0	0	40	CBUQ	Bom	0				
408,360	E	CBUQ	X																	0	0	0	0	0	CBUQ	Bom	0				
408,400	D	CBUQ	X																	0	0	0	0	0	CBUQ	Bom	0				
408,440	E	CBUQ	X																	0	0	0	0	0	CBUQ	Bom	0	Largura acost. 2,5m			
408,480	D	CBUQ	X																	0	0	0	0	0	CBUQ	Bom	0				
408,520	E	CBUQ							X											0	0	0	0	10	CBUQ	Bom	0				
408,560	D	CBUQ							X					X						0	0	0	0	40	CBUQ	Bom	0				
408,600	E	CBUQ							X				X							0	0	0	0	30	CBUQ	Bom	0				
408,640	D	CBUQ							X											0	0	0	0	15	CBUQ	Bom	0				
408,680	E	CBUQ					X													0	0	0	5	0	CBUQ	Bom	0				
408,720	D	CBUQ			X	X														0	0	3	0	0	CBUQ	Bom	0				

INVENTÁRIO DO ESTADO DA SUPERFÍCIE DO PAVIMENTO																											DNIT-PRO 06												
RODOVIA: BR-116 (MG)																		SEGMENTO: 0,000 ao 817,000									DATA: 03/2007												
TRECHO: Div. BA/MG - Div. MG/RJ																		AVALIADOR: Gerson									PISTA: Simples									FOLHA:			
km	Faixa	Pista Tipo Rev.	OK	FC-1			FC-2		FC-3		AF	O	P	EX	D	R	ALC	ATC	DG	Flecha mm		% de Área			ACOSTAMENTO														
				FI	TTC	TLC	J	TB	JE	E										TRI	TRE	FC-1	FC-2	FC-3	Tipo	Estado	Deg cm	OBS.											
				(1)	(1)	(1)	(2)	(2)	(3)	(3)										(4)	(5)	(5)	(6)	(7)	(8)														
408,760	E	CBUQ	X																	0	0	0	0	0	CBUQ	Bom	0												
408,800	D	CBUQ	X																	0	0	0	0	0	CBUQ	Bom	0												
408,840	E	CBUQ	X																	0	0	0	0	0	CBUQ	Bom	0												
408,880	D	CBUQ	X																	0	0	0	0	0	CBUQ	Bom	0												
408,920	E	CBUQ	X																	0	0	0	0	0	CBUQ	Bom	0												
408,960	D	CBUQ	X																	0	0	0	0	0	CBUQ	Bom	0												
409,000	E	CBUQ																										pista dupla											
409,040	D	CBUQ																																					
409,080	E	CBUQ																																					
409,120	D	CBUQ																																					
409,160	E	CBUQ																																					
409,200	D	CBUQ																																					
409,240	E	CBUQ																																					
409,280	D	CBUQ																																					
409,320	E	CBUQ																																					
409,360	D	CBUQ																																					
409,400	E	CBUQ																																					
409,440	D	CBUQ																																					
409,480	E	CBUQ																																					
409,520	D	CBUQ																																					
409,560	E	CBUQ																																					
409,600	D	CBUQ																																					
409,640	E	CBUQ																																					
409,680	D	CBUQ																																					
409,720	E	CBUQ																																					
409,760	D	CBUQ																																					
409,800	E	CBUQ																																					
409,840	D	CBUQ																																					
409,880	E	CBUQ																																					
409,920	D	CBUQ																																					
409,960	E	CBUQ																																					
410,000	D	CBUQ																																					
410,040	E	CBUQ																																					

INVENTÁRIO DO ESTADO DA SUPERFÍCIE DO PAVIMENTO																									DNIT-PRO 06			
RODOVIA: BR-116 (MG)												SEGMENTO: 0,000 ao 817,000													DATA: 03/2007			
TRECHO: Div. BA/MG - Div. MG/RJ												AVALIADOR: Gerson										PISTA: Simples			FOLHA:			
km	Faixa	Pista Tipo Rev.	OK	FC-1			FC-2		FC-3		AF	O	P	EX	D	R	ALC	ATC	DG	Flecha mm		% de Área			ACOSTAMENTO			
				FI	TTC	TLC	J	TB	JE	E										TRI	TRE	FC-1	FC-2	FC-3	Tipo	Estado	Deg cm	OBS.
				(1)	(1)	(1)	(2)	(2)	(3)	(3)																		
410,080	D	CBUQ																										
410,120	E	CBUQ																										
410,160	D	CBUQ																										
410,200	E	CBUQ																										
410,240	D	CBUQ																										
410,280	E	CBUQ																										
410,320	D	CBUQ																										
410,360	E	CBUQ																										
410,400	D	CBUQ																										
410,440	E	CBUQ																										
410,480	D	CBUQ																										
410,520	E	CBUQ																										
410,560	D	CBUQ																										
410,600	E	CBUQ																										
410,640	D	CBUQ																										
410,680	E	CBUQ																										
410,720	D	CBUQ																										
410,760	E	CBUQ																										
410,800	D	CBUQ																										
410,840	E	CBUQ																										
410,880	D	CBUQ																										
410,920	E	CBUQ																										
410,960	D	CBUQ																										
411,000	E	CBUQ																										
411,040	D	CBUQ																										
411,080	E	CBUQ																										
411,120	D	CBUQ																										
411,160	E	CBUQ																										
411,200	D	CBUQ																										
411,240	E	CBUQ																										
411,280	D	CBUQ																										
411,320	E	CBUQ																										
411,360	D	CBUQ																										

INVENTÁRIO DO ESTADO DA SUPERFÍCIE DO PAVIMENTO																											DNIT-PRO 06	
RODOVIA: BR-116 (MG)												SEGMENTO: 0,000 ao 817,000													DATA: 03/2007			
TRECHO: Div. BA/MG - Div. MG/RJ												AVALIADOR: Gerson										PISTA: Simples					FOLHA:	
km	Faixa	Pista Tipo Rev.	OK	FC-1			FC-2		FC-3		AF	O	P	EX	D	R	ALC	ATC	DG	Flecha mm		% de Área			ACOSTAMENTO			
				FI	TTC	TLC	J	TB	JE	E										TRI	TRE	FC-1	FC-2	FC-3	Tipo	Estado	Deg cm	OBS.
				(1)	(1)	(1)	(2)	(2)	(3)	(3)																		
411,400	E	CBUQ																										
411,440	D	CBUQ																										
411,480	E	CBUQ																										
411,520	D	CBUQ																										
411,560	E	CBUQ																										
411,600	D	CBUQ																										
411,640	E	CBUQ																										
411,680	D	CBUQ																										
411,720	E	CBUQ																										
411,760	D	CBUQ																										
411,800	E	CBUQ																										
411,840	D	CBUQ																										
411,880	E	CBUQ																										
411,920	D	CBUQ																										
411,960	E	CBUQ																										
412,000	D	CBUQ																										
412,040	E	CBUQ																										
412,080	D	CBUQ																										
412,120	E	CBUQ																										
412,160	D	CBUQ																										
412,200	E	CBUQ																										
412,240	D	CBUQ																										
412,280	E	CBUQ																										
412,320	D	CBUQ																										
412,360	E	CBUQ																										
412,400	D	CBUQ																										
412,440	E	CBUQ																										
412,480	D	CBUQ																										
412,520	E	CBUQ																										
412,560	D	CBUQ																										
412,600	E	CBUQ																										
412,640	D	CBUQ																										
412,680	E	CBUQ																										

INVENTÁRIO DO ESTADO DA SUPERFÍCIE DO PAVIMENTO																										DNIT-PRO 06			
RODOVIA: BR-116 (MG)													SEGMENTO: 0,000 ao 817,000													DATA: 03/2007			
TRECHO: Div. BA/MG - Div. MG/RJ													AVALIADOR: Gerson													PISTA: Simples		FOLHA:	
km	Faixa	Pista Tipo Rev.	OK	FC-1			FC-2		FC-3		AF	O	P	EX	D	R	ALC	ATC	DG	Flecha mm		% de Área			ACOSTAMENTO				
				FI	TTC	TLC	J	TB	JE	E										TRI	TRE	FC-1	FC-2	FC-3	Tipo	Estado	Deg cm	OBS.	
				(1)	(1)	(1)	(2)	(2)	(3)	(3)										(4)	(5)	(5)	(6)	(7)	(8)				
412,720	D	CBUQ																											
412,760	E	CBUQ																											
412,800	D	CBUQ																											
412,840	E	CBUQ																											
412,880	D	CBUQ																											
412,920	E	CBUQ																											
412,960	D	CBUQ																											
413,000	E	CBUQ																											
413,040	D	CBUQ																											
413,080	E	CBUQ																											
413,120	D	CBUQ																											
413,160	E	CBUQ																											
413,200	D	CBUQ																											
413,240	E	CBUQ																											
413,280	D	CBUQ																											
413,320	E	CBUQ																											
413,360	D	CBUQ																											
413,400	E	CBUQ																											
413,440	D	CBUQ																											
413,480	E	CBUQ																											
413,520	D	CBUQ																											
413,560	E	CBUQ																											
413,600	D	CBUQ																											
413,640	E	CBUQ																											
413,680	D	CBUQ																											
413,720	E	CBUQ																											
413,760	D	CBUQ																											
413,800	E	CBUQ																											
413,840	D	CBUQ																											
413,880	E	CBUQ																											
413,920	D	CBUQ																											
413,960	E	CBUQ																											
414,000	D	CBUQ	X																		0	0	0	0	0	CBUQ	Bom	0	largura acost. 0,5m

INVENTÁRIO DO ESTADO DA SUPERFÍCIE DO PAVIMENTO																									DNIT-PRO 06				
RODOVIA: BR-116 (MG)										SEGMENTO: 0,000 ao 817,000															DATA: 03/2007				
TRECHO: Div. BA/MG - Div. MG/RJ										AVALIADOR: Gerson										PISTA: Simples					FOLHA:				
km	Faixa	Pista Tipo Rev.	OK	FC-1			FC-2		FC-3		AF	O	P	EX	D	R	ALC	ATC	DG	Flecha		% de Área			ACOSTAMENTO				
				FI	TTC	TLC	J	TB	JE	E										TRI	TRE	FC-1	FC-2	FC-3	Tipo	Estado	Deg	OBS.	
				(1)	(1)	(1)	(2)	(2)	(3)	(3)										(4)	(5)	(5)	(6)	(7)	(8)	cm			
414,040	E	CBUQ	X																	0	0	0	0	0	CBUQ	Bom	0		
414,080	D	CBUQ	X																	0	0	0	0	0	CBUQ	Bom	0		
414,120	E	CBUQ	X																	0	0	0	0	0	CBUQ	Bom	0		
414,160	D	CBUQ	X																	0	0	0	0	0	CBUQ	Bom	0		
414,200	E	CBUQ	X																	0	0	0	0	0	CBUQ	Bom	0		
414,240	D	CBUQ	X																	0	0	0	0	0	CBUQ	Bom	0	largura acost. 1,5m	
414,280	E	CBUQ				X														0	0	3	0	0	CBUQ	Bom	0		
414,320	D	CBUQ	X																	0	0	0	0	0	CBUQ	Bom	0		
414,360	E	CBUQ	X																	0	0	0	0	0	CBUQ	Bom	0		
414,400	D	CBUQ	X																	0	0	0	0	0	CBUQ	Bom	0		
414,440	E	CBUQ	X																	0	0	0	0	0	CBUQ	Bom	0		
414,480	D	CBUQ	X																	0	0	0	0	0	CBUQ	Bom	0		
414,520	E	CBUQ	X																	0	0	0	0	0	CBUQ	Bom	0	ciclovía larg. 1,5m	
414,560	D	CBUQ	X																	0	0	0	0	0	CBUQ	Bom	0		
414,600	E	CBUQ	X																	0	0	0	0	0	CBUQ	Bom	0		
414,640	D	CBUQ	X																	0	0	0	0	0	CBUQ	Bom	0		
414,680	E	CBUQ	X																	0	0	0	0	0	CBUQ	Bom	0		
414,720	D	CBUQ	X																	0	0	0	0	0	CBUQ	Bom	0		
414,760	E	CBUQ	X																	0	0	0	0	0	CBUQ	Bom	0		
414,800	D	CBUQ	X																	0	0	0	0	0	CBUQ	Bom	0		
414,840	E	CBUQ	X																	0	0	0	0	0	CBUQ	Bom	0		
414,880	D	CBUQ	X																	0	0	0	0	0	CBUQ	Bom	0		
414,920	E	CBUQ	X																	0	0	0	0	0	CBUQ	Bom	0		
414,960	D	CBUQ	X																	0	0	0	0	0	CBUQ	Bom	0		
415,000	E	CBUQ	X																	0	0	0	0	0	CBUQ	Bom	0	largura acost. 2m	
415,040	D	CBUQ	X																	0	0	0	0	0	CBUQ	Bom	0		
415,080	E	CBUQ	X																	0	0	0	0	0	CBUQ	Bom	0		
415,120	D	CBUQ	X																	0	0	0	0	0	CBUQ	Bom	0		
415,160	E	CBUQ	X																	0	0	0	0	0	CBUQ	Bom	0		
415,200	D	CBUQ	X																	0	0	0	0	0	CBUQ	Bom	0		
415,240	E	CBUQ	X																	0	0	0	0	0	CBUQ	Bom	0		
415,280	D	CBUQ	X																	0	0	0	0	0	CBUQ	Bom	0		
415,320	E	CBUQ					X													0	0	0	5	0	CBUQ	Bom	0		

INVENTÁRIO DO ESTADO DA SUPERFÍCIE DO PAVIMENTO																											DNIT-PRO 06					
RODOVIA: BR-116 (MG)																		SEGMENTO: 0,000 ao 817,000									DATA: 03/2007					
TRECHO: Div. BA/MG - Div. MG/RJ																		AVALIADOR: Gerson									PISTA: Simples			FOLHA:		
km	Faixa	Pista Tipo Rev.	OK	FC-1			FC-2		FC-3		AF	O	P	EX	D	R	ALC	ATC	DG	Flecha		% de Área			ACOSTAMENTO							
				FI	TTC	TLC	J	TB	JE	E										TRI	TRE	FC-1	FC-2	FC-3	Tipo	Estado	Deg cm	OBS.				
				(1)	(1)	(1)	(2)	(2)	(3)	(3)																						
415,360	D	CBUQ			X															0	0	3	0	0	CBUQ	Bom	0					
415,400	E	CBUQ	X																	0	0	0	0	0	CBUQ	Bom	0					
415,440	D	CBUQ	X																	0	0	0	0	0	CBUQ	Bom	0					
415,480	E	CBUQ	X																	0	0	0	0	0	CBUQ	Bom	0					
415,520	D	CBUQ	X																	0	0	0	0	0	CBUQ	Bom	0					
415,560	E	CBUQ	X																	0	0	0	0	0	CBUQ	Bom	0					
415,600	D	CBUQ	X																	0	0	0	0	0	CBUQ	Bom	0					
415,640	E	CBUQ	X																	0	0	0	0	0	CBUQ	Bom	0					
415,680	D	CBUQ	X																	0	0	5	0	0	CBUQ	Bom	0					
415,720	E	CBUQ				X														0	0	0	3	0	CBUQ	Bom	0					
415,760	D	CBUQ					X													0	0	0	10	0	CBUQ	Bom	0					
415,800	E	CBUQ					X													0	0	0	5	0	CBUQ	Bom	0					
415,840	D	CBUQ					X													0	0	0	0	0	CBUQ	Bom	0					
415,880	E	CBUQ				X														0	0	0	0	0	CBUQ	Bom	0					
415,920	D	CBUQ												X						0	0	0	0	0	CBUQ	Bom	0					
415,960	E	CBUQ												X						0	0	0	0	0	CBUQ	Bom	0					
416,000	D	CBUQ	X																	0	0	0	0	0	CBUQ	Bom	0	largura acost. 2m				
416,040	E	CBUQ					X													0	0	0	5	0	CBUQ	Bom	0					
416,080	D	CBUQ												X						0	0	0	0	0	CBUQ	Bom	0					
416,120	E	CBUQ												X						0	0	0	0	0	CBUQ	Bom	0					
416,160	D	CBUQ	X																	0	0	0	0	0	CBUQ	Bom	0					
416,200	E	CBUQ							X											0	0	0	0	10	CBUQ	Bom	0					
416,240	D	CBUQ	X																	0	0	0	0	0	CBUQ	Bom	0					
416,280	E	CBUQ				X														0	0	0	0	0	CBUQ	Bom	0					
416,320	D	CBUQ					X													0	0	0	20	0	CBUQ	Bom	0					
416,360	E	CBUQ	X																	0	0	0	0	0	CBUQ	Bom	0					
416,400	D	CBUQ					X													0	0	0	30	0	CBUQ	Bom	0					
416,440	E	CBUQ												X						0	0	0	0	0	CBUQ	Bom	0					
416,480	D	CBUQ												X						0	0	0	0	0	CBUQ	Bom	0					
416,520	E	CBUQ							X											0	0	0	0	15	CBUQ	Bom	0					
416,560	D	CBUQ					X													0	0	0	10	0	CBUQ	Bom	0					
416,600	E	CBUQ			X	X														0	0	20	0	0	CBUQ	Bom	0					
416,640	D	CBUQ							X											0	0	0	0	20	CBUQ	Bom	0					

INVENTÁRIO DO ESTADO DA SUPERFÍCIE DO PAVIMENTO																									DNIT-PRO 06				
RODOVIA: BR-116 (MG)					SEGMENTO: 0,000 ao 817,000																	DATA: 03/2007							
TRECHO: Div. BA/MG - Div. MG/RJ					AVALIADOR: Gerson										PISTA: Simples										FOLHA:				
km	Faixa	Pista Tipo Rev.	OK	FC-1			FC-2		FC-3		AF	O	P	EX	D	R	ALC	ATC	DG	Flecha mm		% de Área			ACOSTAMENTO				
				FI	TTC	TLC	J	TB	JE	E										TRI	TRE	FC-1	FC-2	FC-3	Tipo	Estado	Deg cm	OBS.	
				(1)	(1)	(1)	(2)	(2)	(3)	(3)	(4)	(5)	(5)	(6)	(7)	(8)													
416,680	E	CBUQ							X												0	0	0	0	10	CBUQ	Bom	0	
416,720	D	CBUQ							X												0	0	0	0	40	CBUQ	Bom	0	
416,760	E	CBUQ					X									X					0	0	0	20	0	CBUQ	Bom	0	
416,800	D	CBUQ													X						0	0	0	0	0	CBUQ	Bom	0	
416,840	E	CBUQ													X						0	0	0	0	0	CBUQ	Bom	0	
416,880	D	CBUQ					X														0	0	0	10	0	CBUQ	Bom	0	
416,920	E	CBUQ													X						0	0	0	0	0	CBUQ	Bom	0	
416,960	D	CBUQ				X															0	0	10	0	0	CBUQ	Bom	0	
417,000	E	CBUQ													X						0	0	0	0	0	CBUQ	Bom	0	largura acost. 2m
417,040	D	CBUQ							X												0	0	0	0	10	CBUQ	Bom	0	
417,080	E	CBUQ													X						0	0	0	0	0	CBUQ	Bom	0	
417,120	D	CBUQ							X												0	0	0	0	40	CBUQ	Bom	0	
417,160	E	CBUQ													X						0	0	0	0	0	CBUQ	Bom	0	
417,200	D	CBUQ				X															0	0	10	0	0	CBUQ	Bom	0	
417,240	E	CBUQ							X			X									0	0	0	0	20	CBUQ	Bom	0	
417,280	D	CBUQ					X														0	0	0	10	0	CBUQ	Bom	0	
417,320	E	CBUQ			X	X															0	0	15	0	0	CBUQ	Bom	0	
417,360	D	CBUQ	X																		0	0	0	0	0	CBUQ	Bom	0	
417,400	E	CBUQ	X																		0	0	0	0	0	CBUQ	Bom	0	
417,440	D	CBUQ							X												0	0	0	0	10	CBUQ	Bom	0	
417,480	E	CBUQ													X						0	0	0	0	0	CBUQ	Bom	0	
417,520	D	CBUQ													X						0	0	0	0	0	CBUQ	Bom	0	
417,560	E	CBUQ			X	X															0	0	10	0	0	CBUQ	Bom	0	
417,600	D	CBUQ													X						0	0	0	0	0	CBUQ	Bom	0	
417,640	E	CBUQ							X												0	0	0	0	30	CBUQ	Bom	0	
417,680	D	CBUQ					X														0	0	0	5	0	CBUQ	Bom	0	
417,720	E	CBUQ	X																		0	0	0	0	0	CBUQ	Bom	0	
417,760	D	CBUQ					X														0	0	0	5	0	CBUQ	Bom	0	
417,800	E	CBUQ					X														0	0	0	10	0	CBUQ	Bom	0	
417,840	D	CBUQ													X						0	0	0	0	0	CBUQ	Bom	0	
417,880	E	CBUQ			X	X															0	0	15	0	0	CBUQ	Bom	0	
417,920	D	CBUQ											X								0	0	0	0	0	CBUQ	Bom	0	
417,960	E	CBUQ													X						0	0	0	0	0	CBUQ	Bom	0	

INVENTÁRIO DO ESTADO DA SUPERFÍCIE DO PAVIMENTO																											DNIT-PRO 06	
RODOVIA: BR-116 (MG)												SEGMENTO: 0,000 ao 817,000													DATA: 03/2007			
TRECHO: Div. BA/MG - Div. MG/RJ												AVALIADOR: Gerson													PISTA: Simples		FOLHA:	
km	Faixa	Pista Tipo Rev.	OK	FC-1			FC-2		FC-3		AF	O	P	EX	D	R	ALC	ATC	DG	Flecha		% de Área			ACOSTAMENTO			
				FI	TTC	TLC	J	TB	JE	E										TRI	TRE	FC-1	FC-2	FC-3	Tipo	Estado	Deg cm	OBS.
				(1)	(1)	(1)	(2)	(2)	(3)	(3)																		
418,000	D	CBUQ												X						0	0	0	0	0	alçament	Bom	4	largura acost. 1,5m
418,040	E	CBUQ												X						0	0	0	0	0	alçament	Bom	4	
418,080	D	CBUQ							X											0	0	0	0	15	alçament	Bom	4	
418,120	E	CBUQ	X																	0	0	0	0	0	alçament	Bom	4	
418,160	D	CBUQ					X					X								0	0	0	20	0	alçament	Bom	4	
418,200	E	CBUQ			X										X					0	0	5	0	0	alçament	Bom	4	
418,240	D	CBUQ					X							X						0	0	0	5	0	alçament	Bom	4	
418,280	E	CBUQ													X					0	0	0	0	0	alçament	Bom	4	
418,320	D	CBUQ					X													0	0	0	10	0	alçament	Bom	4	
418,360	E	CBUQ			X	X														0	0	5	0	0	alçament	Bom	4	
418,400	D	CBUQ	X																	0	0	0	0	0	alçament	Bom	4	
418,440	E	CBUQ	X																	0	0	0	0	0	alçament	Bom	4	
418,480	D	CBUQ	X																	0	0	0	0	0	alçament	Bom	4	
418,520	E	CBUQ	X																	0	0	0	0	0	CBUQ	Bom	4	largura acost. 2m
418,560	D	CBUQ	X																	0	0	0	0	0	CBUQ	Bom	4	
418,600	E	CBUQ	X																	0	0	0	0	0	CBUQ	Bom	4	
418,640	D	CBUQ	X																	0	0	0	0	0	CBUQ	Bom	4	
418,680	E	CBUQ	X																	0	0	0	0	0	CBUQ	Bom	4	
418,720	D	CBUQ	X																	0	0	0	0	0	CBUQ	Bom	4	
418,760	E	CBUQ	X																	0	0	0	0	0	CBUQ	Bom	4	
418,800	D	CBUQ			X										X					0	0	3	0	0	CBUQ	Bom	4	
418,840	E	CBUQ	X																	0	0	0	0	0	CBUQ	Bom	4	
418,880	D	CBUQ	X																	0	0	0	0	0	CBUQ	Bom	4	
418,920	E	CBUQ	X																	0	0	0	0	0	CBUQ	Bom	4	
418,960	D	CBUQ				X														0	0	3	0	0	CBUQ	Bom	4	
419,000	E	CBUQ	X																	0	0	0	0	0	CBUQ	Bom	0	largura acost. 2m
419,040	D	CBUQ	X																	0	0	0	0	0	CBUQ	Bom	0	
419,080	E	CBUQ	X																	0	0	0	0	0	CBUQ	Bom	0	
419,120	D	CBUQ	X																	0	0	0	0	0	CBUQ	Bom	0	
419,160	E	CBUQ	X																	0	0	0	0	0	CBUQ	Bom	0	
419,200	D	CBUQ	X																	0	0	0	0	0	CBUQ	Bom	0	
419,240	E	CBUQ	X																	0	0	0	0	0	CBUQ	Bom	0	
419,280	D	CBUQ	X																	0	0	0	0	0	CBUQ	Bom	0	

INVENTÁRIO DO ESTADO DA SUPERFÍCIE DO PAVIMENTO																									DNIT-PRO 06			
RODOVIA: BR-116 (MG)												SEGMENTO: 0,000 ao 817,000													DATA: 03/2007			
TRECHO: Div. BA/MG - Div. MG/RJ												AVALIADOR: Gerson													PISTA: Simples		FOLHA:	
km	Faixa	Pista Tipo Rev.	OK	FC-1			FC-2		FC-3		AF	O	P	EX	D	R	ALC	ATC	DG	Flecha		% de Área			ACOSTAMENTO			
				FI	TTC	TLC	J	TB	JE	E										TRI	TRE	FC-1	FC-2	FC-3	Tipo	Estado	Deg cm	OBS.
				(1)	(1)	(1)	(2)	(2)	(3)	(3)										(4)	(5)	(5)	(6)	(7)	(8)			
419,320	E	CBUQ	X																	0	0	0	0	0	CBUQ	Bom	0	
419,360	D	CBUQ	X																	0	0	0	0	0	CBUQ	Bom	0	
419,400	E	CBUQ	X																	0	0	0	0	0	CBUQ	Bom	0	
419,440	D	CBUQ	X																	0	0	0	0	0	CBUQ	Bom	0	
419,480	E	CBUQ												X						0	0	0	0	0	CBUQ	Bom	0	
419,520	D	CBUQ	X																	0	0	0	0	0	CBUQ	Bom	0	
419,560	E	CBUQ	X																	0	0	0	0	0	CBUQ	Bom	0	
419,600	D	CBUQ	X																	0	0	0	0	0	CBUQ	Bom	0	
419,640	E	CBUQ	X																	0	0	0	0	0	CBUQ	Bom	0	
419,680	D	CBUQ	X																	0	0	0	0	0	CBUQ	Bom	0	
419,720	E	CBUQ	X																	0	0	0	0	0	CBUQ	Bom	0	
419,760	D	CBUQ				X														0	0	3	0	0	CBUQ	Bom	0	
419,800	E	CBUQ	X																	0	0	0	0	0	CBUQ	Bom	0	
419,840	D	CBUQ			X															0	0	3	0	0	CBUQ	Bom	0	
419,880	E	CBUQ	X																	0	0	0	0	0	CBUQ	Bom	0	
419,920	D	CBUQ	X																	0	0	0	0	0	CBUQ	Bom	0	
419,960	E	CBUQ	X																	0	0	0	0	0	CBUQ	Bom	0	
420,000	D	CBUQ	X																	0	0	0	0	0	CBUQ	Bom	0	largura acost. 2m
420,040	E	CBUQ				X														0	0	5	0	0	CBUQ	Bom	0	
420,080	D	CBUQ				X														0	0	3	0	0	CBUQ	Bom	0	
420,120	E	CBUQ				X														0	0	5	0	0	CBUQ	Bom	0	
420,160	D	CBUQ	X																	0	0	0	0	0	CBUQ	Bom	0	
420,200	E	CBUQ				X														0	0	10	0	0	CBUQ	Bom	0	
420,240	D	CBUQ	X																	0	0	0	0	0	CBUQ	Bom	0	
420,280	E	CBUQ	X																	0	0	0	0	0	CBUQ	Bom	0	
420,320	D	CBUQ	X																	0	0	0	0	0	CBUQ	Bom	0	
420,360	E	CBUQ	X																	0	0	0	0	0	CBUQ	Bom	0	
420,400	D	CBUQ	X																	0	0	0	0	0	CBUQ	Bom	0	
420,440	E	CBUQ	X																	0	0	0	0	0	CBUQ	Bom	0	
420,480	D	CBUQ	X																	0	0	0	0	0	CBUQ	Bom	0	
420,520	E	CBUQ	X																	0	0	0	0	0	CBUQ	Bom	0	
420,560	D	CBUQ	X																	0	0	0	0	0	CBUQ	Bom	0	
420,600	E	CBUQ	X																	0	0	0	0	0	CBUQ	Bom	0	

INVENTÁRIO DO ESTADO DA SUPERFÍCIE DO PAVIMENTO																									DNIT-PRO 06			
RODOVIA: BR-116 (MG)										SEGMENTO: 0,000 ao 817,000															DATA: 03/2007			
TRECHO: Div. BA/MG - Div. MG/RJ										AVALIADOR: Gerson										PISTA: Simples					FOLHA:			
km	Faixa	Pista Tipo Rev.	OK	FC-1			FC-2		FC-3		AF	O	P	EX	D	R	ALC	ATC	DG	Flecha mm		% de Área			ACOSTAMENTO			
				FI	TTC	TLC	J	TB	JE	E										TRI	TRE	FC-1	FC-2	FC-3	Tipo	Estado	Deg cm	OBS.
				(1)	(1)	(1)	(2)	(2)	(3)	(3)										(4)	(5)	(5)	(6)	(7)	(8)			
420,640	D	CBUQ	X																	0	0	0	0	0	CBUQ	Bom	0	
420,680	E	CBUQ	X																	0	0	0	0	0	CBUQ	Bom	0	
420,720	D	CBUQ										X								0	0	0	0	0	CBUQ	Bom	0	
420,760	E	CBUQ	X																	0	0	0	0	0	CBUQ	Bom	0	
420,800	D	CBUQ	X																	0	0	0	0	0	CBUQ	Bom	0	
420,840	E	CBUQ	X																	0	0	0	0	0	CBUQ	Bom	0	
420,880	D	CBUQ	X																	0	0	0	0	0	CBUQ	Bom	0	
420,920	E	CBUQ	X																	0	0	0	0	0	CBUQ	Bom	0	
420,960	D	CBUQ	X																	0	0	0	0	0	CBUQ	Bom	0	
421,000	E	CBUQ				X														0	0	3	0	0	CBUQ	Bom	0	largura acost. 2m
421,040	D	CBUQ	X																	0	0	0	0	0	CBUQ	Bom	0	
421,080	E	CBUQ	X																	0	0	0	0	0	CBUQ	Bom	0	
421,120	D	CBUQ	X																	0	0	0	0	0	CBUQ	Bom	0	
421,160	E	CBUQ	X																	0	0	0	0	0	CBUQ	Bom	0	
421,200	D	CBUQ	X																	0	0	0	0	0	CBUQ	Bom	0	
421,240	E	CBUQ	X																	0	0	0	0	0	CBUQ	Bom	0	
421,280	D	CBUQ	X																	0	0	0	0	0	CBUQ	Bom	0	
421,320	E	CBUQ	X																	0	0	0	0	0	CBUQ	Bom	0	
421,360	D	CBUQ	X																	0	0	0	0	0	CBUQ	Bom	0	
421,400	E	CBUQ	X																	0	0	0	0	0	CBUQ	Bom	0	
421,440	D	CBUQ	X																	0	0	0	0	0	CBUQ	Bom	0	
421,480	E	CBUQ	X																	0	0	0	0	0	CBUQ	Bom	0	
421,520	D	CBUQ				X														0	0	5	0	0	CBUQ	Bom	0	
421,560	E	CBUQ	X																	0	0	0	0	0	CBUQ	Bom	0	
421,600	D	CBUQ	X																	0	0	0	0	0	CBUQ	Bom	0	
421,640	E	CBUQ	X																	0	0	0	0	0	CBUQ	Bom	0	
421,680	D	CBUQ			X	X														0	0	10	0	0	CBUQ	Bom	0	
421,720	E	CBUQ	X																	0	0	0	0	0	CBUQ	Bom	0	
421,760	D	CBUQ			X	X														0	0	5	0	0	CBUQ	Bom	0	
421,800	E	CBUQ	X																	0	0	0	0	0	CBUQ	Bom	0	
421,840	D	CBUQ				X						X								0	0	5	0	0	CBUQ	Bom	0	
421,880	E	CBUQ	X																	0	0	0	0	0	CBUQ	Bom	0	
421,920	D	CBUQ	X																	0	0	0	0	0	CBUQ	Bom	0	

INVENTÁRIO DO ESTADO DA SUPERFÍCIE DO PAVIMENTO																									DNIT-PRO 06			
RODOVIA: BR-116 (MG)												SEGMENTO: 0,000 ao 817,000													DATA: 03/2007			
TRECHO: Div. BA/MG - Div. MG/RJ												AVALIADOR: Gerson													PISTA: Simples		FOLHA:	
km	Faixa	Pista Tipo Rev.	OK	FC-1			FC-2		FC-3		AF	O	P	EX	D	R	ALC	ATC	DG	Flecha		% de Área			ACOSTAMENTO			
				FI	TTC	TLC	J	TB	JE	E										TRI	TRE	FC-1	FC-2	FC-3	Tipo	Estado	Deg cm	OBS.
				(1)	(1)	(1)	(2)	(2)	(3)	(3)																		
423,280	D	CBUQ	X																	0	0	0	0	0	CBUQ	Bom	0	
423,320	E	CBUQ	X																	0	0	0	0	0	CBUQ	Bom	0	
423,360	D	CBUQ	X																	0	0	0	0	0	CBUQ	Bom	0	
423,400	E	CBUQ	X																	0	0	0	0	0	CBUQ	Bom	0	
423,440	D	CBUQ	X																	0	0	0	0	0	CBUQ	Bom	0	
423,480	E	CBUQ	X																	0	0	0	0	0	CBUQ	Bom	0	
423,520	D	CBUQ	X																	0	0	0	0	0	CBUQ	Bom	0	
423,560	E	CBUQ	X																	0	0	0	0	0	CBUQ	Bom	0	
423,600	D	CBUQ	X																	0	0	0	0	0	CBUQ	Bom	0	
423,640	E	CBUQ	X																	0	0	0	0	0	CBUQ	Bom	0	
423,680	D	CBUQ	X																	0	0	0	0	0	CBUQ	Bom	0	
423,720	E	CBUQ	X																	0	0	0	0	0	CBUQ	Bom	0	
423,760	D	CBUQ	X																	0	0	0	0	0	CBUQ	Bom	0	
423,800	E	CBUQ	X																	0	0	0	0	0	CBUQ	Bom	0	
423,840	D	CBUQ	X																	0	0	0	0	0	CBUQ	Bom	0	
423,880	E	CBUQ	X																	0	0	0	0	0	CBUQ	Bom	0	
423,920	D	CBUQ	X																	0	0	0	0	0	CBUQ	Bom	0	
423,960	E	CBUQ	X																	0	0	0	0	0	CBUQ	Bom	0	
424,000	D	CBUQ	X																	0	0	0	0	0	CBUQ	Bom	0	largura acost. 2m
424,040	E	CBUQ	X																	0	0	0	0	0	CBUQ	Bom	0	
424,080	D	CBUQ	X																	0	0	0	0	0	CBUQ	Bom	0	
424,120	E	CBUQ	X																	0	0	0	0	0	CBUQ	Bom	0	
424,160	D	CBUQ	X																	0	0	0	0	0	CBUQ	Bom	0	
424,200	E	CBUQ	X																	0	0	0	0	0	CBUQ	Bom	0	
424,240	D	CBUQ	X																	0	0	0	0	0	CBUQ	Bom	0	
424,280	E	CBUQ	X																	0	0	0	0	0	CBUQ	Bom	0	
424,320	D	CBUQ	X																	0	0	0	0	0	CBUQ	Bom	0	
424,360	E	CBUQ	X																	0	0	0	0	0	CBUQ	Bom	0	
424,400	D	CBUQ	X																	0	0	0	0	0	CBUQ	Bom	0	
424,440	E	CBUQ	X																	0	0	0	0	0	CBUQ	Bom	0	
424,480	D	CBUQ	X																	0	0	0	0	0	CBUQ	Bom	0	
424,520	E	CBUQ	X																	0	0	0	0	0	CBUQ	Bom	0	
424,560	D	CBUQ	X																	0	0	0	0	0	CBUQ	Bom	0	

INVENTÁRIO DO ESTADO DA SUPERFÍCIE DO PAVIMENTO																							DNIT-PRO 06						
RODOVIA: BR-116 (MG)											SEGMENTO: 0,000 ao 817,000											DATA: 03/2007							
TRECHO: Div. BA/MG - Div. MG/RJ											AVALIADOR: Gerson											FOLHA:							
km	Faixa	Pista Tipo Rev.	OK	FC-1			FC-2		FC-3		AF	O	P	EX	D	R	ALC	ATC	DG	Flecha mm		% de Área			ACOSTAMENTO				
				FI	TTC	TLC	J	TB	JE	E										TRI	TRE	FC-1	FC-2	FC-3	Tipo	Estado	Deg cm	OBS.	
				(1)	(1)	(1)	(2)	(2)	(3)	(3)																			
431,200	D	CBUQ	X																		0	0	0	0	0	CBUQ	Bom	0	
431,240	E	CBUQ	X																		0	0	0	0	0	CBUQ	Bom	0	
431,280	D	CBUQ	X																		0	0	0	0	0	CBUQ	Bom	0	
431,320	E	CBUQ	X																		0	0	0	0	0	CBUQ	Bom	0	
431,360	D	CBUQ	X																		0	0	0	0	0	CBUQ	Bom	0	
431,400	E	CBUQ	X																		0	0	0	0	0	CBUQ	Bom	0	
431,440	D	CBUQ	X																		0	0	0	0	0	CBUQ	Bom	0	
431,480	E	CBUQ	X																		0	0	0	0	0	CBUQ	Bom	0	
431,520	D	CBUQ	X																		0	0	0	0	0	CBUQ	Bom	0	
431,560	E	CBUQ	X																		0	0	0	0	0	CBUQ	Bom	0	
431,600	D	CBUQ	X																		0	0	0	0	0	CBUQ	Bom	0	
431,640	E	CBUQ	X																		0	0	0	0	0	CBUQ	Bom	0	
431,680	D	CBUQ	X																		0	0	0	0	0	CBUQ	Bom	0	
431,720	E	CBUQ	X																		0	0	0	0	0	CBUQ	Bom	0	
431,760	D	CBUQ	X																		0	0	0	0	0	CBUQ	Bom	0	
431,800	E	CBUQ	X																		0	0	0	0	0	CBUQ	Bom	0	
431,840	D	CBUQ	X																		0	0	0	0	0	CBUQ	Bom	0	
431,880	E	CBUQ	X																		0	0	0	0	0	CBUQ	Bom	0	
431,920	D	CBUQ	X																		0	0	0	0	0	CBUQ	Bom	0	
431,960	E	CBUQ	X																		0	0	0	0	0	CBUQ	Bom	0	
432,000	D	CBUQ	X																		0	0	0	0	0	CBUQ	Bom	0	largura acost. 2m
432,040	E	CBUQ	X																		0	0	0	0	0	CBUQ	Bom	0	
432,080	D	CBUQ	X																		0	0	0	0	0	CBUQ	Bom	0	
432,120	E	CBUQ	X																		0	0	0	0	0	CBUQ	Bom	0	
432,160	D	CBUQ	X																		0	0	0	0	0	CBUQ	Bom	0	
432,200	E	CBUQ	X																		0	0	0	0	0	CBUQ	Bom	0	
432,240	D	CBUQ	X																		0	0	0	0	0	CBUQ	Bom	0	
432,280	E	CBUQ	X																		0	0	0	0	0	CBUQ	Bom	0	
432,320	D	CBUQ	X																		0	0	0	0	0	CBUQ	Bom	0	
432,360	E	CBUQ	X																		0	0	0	0	0	CBUQ	Bom	0	
432,400	D	CBUQ	X																		0	0	0	0	0	CBUQ	Bom	0	
432,440	E	CBUQ	X																		0	0	0	0	0	CBUQ	Bom	0	
432,480	D	CBUQ	X																		0	0	0	0	0	CBUQ	Bom	0	

INVENTÁRIO DO ESTADO DA SUPERFÍCIE DO PAVIMENTO																								DNIT-PRO 06					
RODOVIA: BR-116 (MG)												SEGMENTO: 0,000 ao 817,000												DATA: 03/2007					
TRECHO: Div. BA/MG - Div. MG/RJ												AVALIADOR: Gerson												FOLHA:					
km	Faixa	Pista Tipo Rev.	OK	FC-1			FC-2		FC-3		AF	O	P	EX	D	R	ALC	ATC	DG	Flecha mm		% de Área			ACOSTAMENTO				
				FI	TTC	TLC	J	TB	JE	E															Tipo	Estado	Deg cm	OBS.	
				(1)	(1)	(1)	(2)	(2)	(3)	(3)										TRI	TRE	FC-1	FC-2	FC-3					
432,520	E	CBUQ	X																		0	0	0	0	0	CBUQ	Bom	0	
432,560	D	CBUQ	X																		0	0	0	0	0	CBUQ	Bom	0	
432,600	E	CBUQ	X																		0	0	0	0	0	CBUQ	Bom	0	
432,640	D	CBUQ	X																		0	0	0	0	0	CBUQ	Bom	0	
432,680	E	CBUQ	X																		0	0	0	0	0	CBUQ	Bom	0	
432,720	D	CBUQ	X																		0	0	0	0	0	CBUQ	Bom	0	
432,760	E	CBUQ	X																		0	0	0	0	0	CBUQ	Bom	0	
432,800	D	CBUQ	X																		0	0	0	0	0	CBUQ	Bom	0	
432,840	E	CBUQ	X																		0	0	0	0	0	CBUQ	Bom	0	
432,880	D	CBUQ	X																		0	0	0	0	0	CBUQ	Bom	0	
432,920	E	CBUQ	X																		0	0	0	0	0	CBUQ	Bom	0	
432,960	D	CBUQ	X																		0	0	0	0	0	CBUQ	Bom	0	
433,000	E	CBUQ	X																		0	0	0	0	0	CBUQ	Bom	0	largura acost. 2m
433,040	D	CBUQ	X																		0	0	0	0	0	CBUQ	Bom	0	
433,080	E	CBUQ	X																		0	0	0	0	0	CBUQ	Bom	0	
433,120	D	CBUQ	X																		0	0	0	0	0	CBUQ	Bom	0	
433,160	E	CBUQ	X																		0	0	0	0	0	CBUQ	Bom	0	
433,200	D	CBUQ	X																		0	0	0	0	0	CBUQ	Bom	0	
433,240	E	CBUQ	X																		0	0	0	0	0	CBUQ	Bom	0	
433,280	D	CBUQ	X																		0	0	0	0	0	CBUQ	Bom	0	
433,320	E	CBUQ	X																		0	0	0	0	0	CBUQ	Bom	0	
433,360	D	CBUQ	X																		0	0	0	0	0	CBUQ	Bom	0	
433,400	E	CBUQ	X																		0	0	0	0	0	CBUQ	Bom	0	
433,440	D	CBUQ	X																		0	0	0	0	0	CBUQ	Bom	0	
433,480	E	CBUQ	X																		0	0	0	0	0	CBUQ	Bom	0	
433,520	D	CBUQ	X																		0	0	0	0	0	CBUQ	Bom	0	
433,560	E	CBUQ	X																		0	0	0	0	0	CBUQ	Bom	0	
433,600	D	CBUQ	X																		0	0	0	0	0	CBUQ	Bom	0	
433,640	E	CBUQ	X																		0	0	0	0	0	CBUQ	Bom	0	
433,680	D	CBUQ	X																		0	0	0	0	0	CBUQ	Bom	0	
433,720	E	CBUQ	X																		0	0	0	0	0	CBUQ	Bom	0	
433,760	D	CBUQ	X																		0	0	0	0	0	CBUQ	Bom	0	
433,800	E	CBUQ	X																		0	0	0	0	0	CBUQ	Bom	0	

INVENTÁRIO DO ESTADO DA SUPERFÍCIE DO PAVIMENTO																							DNIT-PRO 06						
RODOVIA: BR-116 (MG)											SEGMENTO: 0,000 ao 817,000											DATA: 03/2007							
TRECHO: Div. BA/MG - Div. MG/RJ											AVALIADOR: Gerson											FOLHA:							
km	Faixa	Pista Tipo Rev.	OK	FC-1			FC-2		FC-3		AF	O	P	EX	D	R	ALC	ATC	DG	Flecha mm		% de Área			ACOSTAMENTO				
				FI	TTC	TLC	J	TB	JE	E										TRI	TRE	FC-1	FC-2	FC-3	Tipo	Estado	Deg cm	OBS.	
				(1)	(1)	(1)	(2)	(2)	(3)	(3)																			
433,840	D	CBUQ	X																		0	0	0	0	0	CBUQ	Bom	0	
433,880	E	CBUQ	X																		0	0	0	0	0	CBUQ	Bom	0	
433,920	D	CBUQ	X																		0	0	0	0	0	CBUQ	Bom	0	
433,960	E	CBUQ	X																		0	0	0	0	0	CBUQ	Bom	0	
434,000	D	CBUQ	X																		0	0	0	0	0	CBUQ	Bom	0	largura acost. 2m
434,040	E	CBUQ	X																		0	0	0	0	0	CBUQ	Bom	0	
434,080	D	CBUQ	X																		0	0	0	0	0	CBUQ	Bom	0	
434,120	E	CBUQ	X																		0	0	0	0	0	CBUQ	Bom	0	
434,160	D	CBUQ	X																		0	0	0	0	0	CBUQ	Bom	0	
434,200	E	CBUQ	X																		0	0	0	0	0	CBUQ	Bom	0	
434,240	D	CBUQ	X																		0	0	0	0	0	CBUQ	Bom	0	
434,280	E	CBUQ	X																		0	0	0	0	0	CBUQ	Bom	0	
434,320	D	CBUQ	X																		0	0	0	0	0	CBUQ	Bom	0	
434,360	E	CBUQ	X																		0	0	0	0	0	CBUQ	Bom	0	
434,400	D	CBUQ	X																		0	0	0	0	0	CBUQ	Bom	0	
434,440	E	CBUQ	X																		0	0	0	0	0	CBUQ	Bom	0	
434,480	D	CBUQ	X																		0	0	0	0	0	CBUQ	Bom	0	
434,520	E	CBUQ	X																		0	0	0	0	0	CBUQ	Bom	0	
434,560	D	CBUQ	X																		0	0	0	0	0	CBUQ	Bom	0	
434,600	E	CBUQ	X																		0	0	0	0	0	CBUQ	Bom	0	
434,640	D	CBUQ	X																		0	0	0	0	0	CBUQ	Bom	0	
434,680	E	CBUQ	X																		0	0	0	0	0	CBUQ	Bom	0	
434,720	D	CBUQ	X																		0	0	0	0	0	CBUQ	Bom	0	
434,760	E	CBUQ	X																		0	0	0	0	0	CBUQ	Bom	0	
434,800	D	CBUQ	X																		0	0	0	0	0	CBUQ	Bom	0	
434,840	E	CBUQ	X																		0	0	0	0	0	CBUQ	Bom	0	
434,880	D	CBUQ	X																		0	0	0	0	0	CBUQ	Bom	0	
434,920	E	CBUQ	X																		0	0	0	0	0	CBUQ	Bom	0	
434,960	D	CBUQ	X																		0	0	0	0	0	CBUQ	Bom	0	
435,000	E	CBUQ	X																		0	0	0	0	0	CBUQ	Bom	0	largura acost. 2m
435,040	D	CBUQ	X																		0	0	0	0	0	CBUQ	Bom	0	
435,080	E	CBUQ	X																		0	0	0	0	0	CBUQ	Bom	0	
435,120	D	CBUQ	X																		0	0	0	0	0	CBUQ	Bom	0	

INVENTÁRIO DO ESTADO DA SUPERFÍCIE DO PAVIMENTO																							DNIT-PRO 06						
RODOVIA: BR-116 (MG)											SEGMENTO: 0,000 ao 817,000											DATA: 03/2007							
TRECHO: Div. BA/MG - Div. MG/RJ											AVALIADOR: Gerson											FOLHA:							
km	Faixa	Pista Tipo Rev.	OK	FC-1			FC-2		FC-3		AF	O	P	EX	D	R	ALC	ATC	DG	Flecha mm		% de Área			ACOSTAMENTO				
				FI	TTC	TLC	J	TB	JE	E										TRI	TRE	FC-1	FC-2	FC-3	Tipo	Estado	Deg cm	OBS.	
				(1)	(1)	(1)	(2)	(2)	(3)	(3)																			
435,160	E	CBUQ	X																		0	0	0	0	0	CBUQ	Bom	0	
435,200	D	CBUQ	X																		0	0	0	0	0	CBUQ	Bom	0	
435,240	E	CBUQ	X																		0	0	0	0	0	CBUQ	Bom	0	
435,280	D	CBUQ	X																		0	0	0	0	0	CBUQ	Bom	0	
435,320	E	CBUQ	X																		0	0	0	0	0	CBUQ	Bom	0	
435,360	D	CBUQ	X																		0	0	0	0	0	CBUQ	Bom	0	
435,400	E	CBUQ	X																		0	0	0	0	0	CBUQ	Bom	0	
435,440	D	CBUQ					X														0	0	0	40	0	CBUQ	Bom	0	
435,480	E	CBUQ	X																		0	0	0	0	0	CBUQ	Bom	0	
435,520	D	CBUQ	X																		0	0	0	0	0	CBUQ	Bom	0	
435,560	E	CBUQ	X																		0	0	0	0	0	CBUQ	Bom	0	
435,600	D	CBUQ		X																	0	0	20	0	0	CBUQ	Bom	0	
435,640	E	CBUQ	X																		0	0	0	0	0	CBUQ	Bom	0	
435,680	D	CBUQ	X																		0	0	0	0	0	CBUQ	Bom	0	
435,720	E	CBUQ	X																		0	0	0	0	0	CBUQ	Bom	0	
435,760	D	CBUQ	X																		0	0	0	0	0	CBUQ	Bom	0	
435,800	E	CBUQ	X																		0	0	0	0	0	CBUQ	Bom	0	
435,840	D	CBUQ	X																		0	0	0	0	0	CBUQ	Bom	0	
435,880	E	CBUQ	X																		0	0	0	0	0	CBUQ	Bom	0	
435,920	D	CBUQ	X																		0	0	0	0	0	CBUQ	Bom	0	
435,960	E	CBUQ	X																		0	0	0	0	0	CBUQ	Bom	0	
436,000	D	CBUQ	X																		0	0	0	0	0	CBUQ	Bom	0	largura acost. 2m
436,040	E	CBUQ	X																		0	0	0	0	0	CBUQ	Bom	0	
436,080	D	CBUQ	X																		0	0	0	0	0	CBUQ	Bom	0	
436,120	E	CBUQ	X																		0	0	0	0	0	CBUQ	Bom	0	
436,160	D	CBUQ	X																		0	0	0	0	0	CBUQ	Bom	0	
436,200	E	CBUQ	X																		0	0	0	0	0	CBUQ	Bom	0	
436,240	D	CBUQ	X																		0	0	0	0	0	CBUQ	Bom	0	
436,280	E	CBUQ	X																		0	0	0	0	0	CBUQ	Bom	0	
436,320	D	CBUQ	X																		0	0	0	0	0	CBUQ	Bom	0	
436,360	E	CBUQ	X																		0	0	0	0	0	CBUQ	Bom	0	
436,400	D	CBUQ	X																		0	0	0	0	0	CBUQ	Bom	0	
436,440	E	CBUQ	X																		0	0	0	0	0	CBUQ	Bom	0	

INVENTÁRIO DO ESTADO DA SUPERFÍCIE DO PAVIMENTO																								DNIT-PRO 06					
RODOVIA: BR-116 (MG)												SEGMENTO: 0,000 ao 817,000												DATA: 03/2007					
TRECHO: Div. BA/MG - Div. MG/RJ												AVALIADOR: Gerson												FOLHA:					
km	Faixa	Pista Tipo Rev.	OK	FC-1			FC-2		FC-3		AF	O	P	EX	D	R	ALC	ATC	DG	Flecha mm		% de Área			ACOSTAMENTO				
				FI	TTC	TLC	J	TB	JE	E															Tipo	Estado	Deg cm	OBS.	
				(1)	(1)	(1)	(2)	(2)	(3)	(3)										TRI	TRE	FC-1	FC-2	FC-3					
436,480	D	CBUQ	X																		0	0	0	0	0	CBUQ	Bom	0	
436,520	E	CBUQ	X																		0	0	0	0	0	CBUQ	Bom	0	
436,560	D	CBUQ	X																		0	0	0	0	0	CBUQ	Bom	0	
436,600	E	CBUQ	X																		0	0	0	0	0	CBUQ	Bom	0	
436,640	D	CBUQ	X																		0	0	0	0	0	CBUQ	Bom	0	
436,680	E	CBUQ	X																		0	0	0	0	0	CBUQ	Bom	0	
436,720	D	CBUQ	X																		0	0	0	0	0	CBUQ	Bom	0	
436,760	E	CBUQ	X																		0	0	0	0	0	CBUQ	Bom	0	
436,800	D	CBUQ	X																		0	0	0	0	0	CBUQ	Bom	0	
436,840	E	CBUQ	X																		0	0	0	0	0	CBUQ	Bom	0	
436,880	D	CBUQ	X																		0	0	0	0	0	CBUQ	Bom	0	
436,920	E	CBUQ	X																		0	0	0	0	0	CBUQ	Bom	0	
436,960	D	CBUQ	X																		0	0	0	0	0	CBUQ	Bom	0	
437,000	E	CBUQ	X																		0	0	0	0	0	CBUQ	Bom	0	largura acost. 2m
437,040	D	CBUQ	X																		0	0	0	0	0	CBUQ	Bom	0	
437,080	E	CBUQ	X																		0	0	0	0	0	CBUQ	Bom	0	
437,120	D	CBUQ	X																		0	0	0	0	0	CBUQ	Bom	0	
437,160	E	CBUQ	X																		0	0	0	0	0	CBUQ	Bom	0	
437,200	D	CBUQ	X																		0	0	0	0	0	CBUQ	Bom	0	
437,240	E	CBUQ	X																		0	0	0	0	0	CBUQ	Bom	0	
437,280	D	CBUQ	X																		0	0	0	0	0	CBUQ	Bom	0	
437,320	E	CBUQ	X																		0	0	0	0	0	CBUQ	Bom	0	
437,360	D	CBUQ	X																		0	0	0	0	0	CBUQ	Bom	0	
437,400	E	CBUQ	X																		0	0	0	0	0	CBUQ	Bom	0	
437,440	D	CBUQ			X								X								0	0	3	0	0	CBUQ	Bom	0	
437,480	E	CBUQ	X																		0	0	0	0	0	CBUQ	Bom	0	
437,520	D	CBUQ	X																		0	0	0	0	0	CBUQ	Bom	0	
437,560	E	CBUQ	X																		0	0	0	0	0	CBUQ	Bom	0	
437,600	D	CBUQ	X																		0	0	0	0	0	CBUQ	Bom	0	
437,640	E	CBUQ	X																		0	0	0	0	0	CBUQ	Bom	0	
437,680	D	CBUQ	X																		0	0	0	0	0	CBUQ	Bom	0	
437,720	E	CBUQ	X																		0	0	0	0	0	CBUQ	Bom	0	
437,760	D	CBUQ	X																		0	0	0	0	0	CBUQ	Bom	0	

INVENTÁRIO DO ESTADO DA SUPERFÍCIE DO PAVIMENTO																							DNIT-PRO 06						
RODOVIA: BR-116 (MG)											SEGMENTO: 0,000 ao 817,000											DATA: 03/2007							
TRECHO: Div. BA/MG - Div. MG/RJ											AVALIADOR: Gerson											FOLHA:							
km	Faixa	Pista Tipo Rev.	OK	FC-1			FC-2		FC-3		AF	O	P	EX	D	R	ALC	ATC	DG	Flecha mm		% de Área			ACOSTAMENTO				
				FI	TTC	TLC	J	TB	JE	E										TRI	TRE	FC-1	FC-2	FC-3	Tipo	Estado	Deg cm	OBS.	
				(1)	(1)	(1)	(2)	(2)	(3)	(3)	(4)	(5)	(5)	(6)	(7)	(8)													
437,800	E	CBUQ	X																		0	0	0	0	0	CBUQ	Bom	0	
437,840	D	CBUQ	X																		0	0	0	0	0	CBUQ	Bom	0	
437,880	E	CBUQ	X																		0	0	0	0	0	CBUQ	Bom	0	
437,920	D	CBUQ	X																		0	0	0	0	0	CBUQ	Bom	0	
437,960	E	CBUQ	X																		0	0	0	0	0	CBUQ	Bom	0	
438,000	D	CBUQ	X																		0	0	0	0	0	CBUQ	Bom	0	largura acost. 2m
438,040	E	CBUQ	X																		0	0	0	0	0	CBUQ	Bom	0	
438,080	D	CBUQ	X																		0	0	0	0	0	CBUQ	Bom	0	
438,120	E	CBUQ	X																		0	0	0	0	0	CBUQ	Bom	0	
438,160	D	CBUQ	X																		0	0	0	0	0	CBUQ	Bom	0	
438,200	E	CBUQ	X																		0	0	0	0	0	CBUQ	Bom	0	
438,240	D	CBUQ										X				X					0	0	0	0	0	CBUQ	Bom	0	
438,280	E	CBUQ	X																		0	0	0	0	0	CBUQ	Bom	0	
438,320	D	CBUQ	X																		0	0	0	0	0	CBUQ	Bom	0	
438,360	E	CBUQ	X																		0	0	0	0	0	CBUQ	Bom	0	
438,400	D	CBUQ	X																		0	0	0	0	0	CBUQ	Bom	0	
438,440	E	CBUQ	X																		0	0	0	0	0	CBUQ	Bom	0	
438,480	D	CBUQ	X																		0	0	0	0	0	CBUQ	Bom	0	
438,520	E	CBUQ	X																		0	0	0	0	0	CBUQ	Bom	0	
438,560	D	CBUQ	X																		0	0	0	0	0	CBUQ	Bom	0	
438,600	E	CBUQ	X																		0	0	0	0	0	CBUQ	Bom	0	
438,640	D	CBUQ	X																		0	0	0	0	0	CBUQ	Bom	0	
438,680	E	CBUQ	X																		0	0	0	0	0	CBUQ	Bom	0	
438,720	D	CBUQ	X																		0	0	0	0	0	CBUQ	Bom	0	
438,760	E	CBUQ	X																		0	0	0	0	0	CBUQ	Bom	0	
438,800	D	CBUQ	X																		0	0	0	0	0	CBUQ	Bom	0	
438,840	E	CBUQ	X																		0	0	0	0	0	CBUQ	Bom	0	
438,880	D	CBUQ										X				X					0	0	0	0	0	CBUQ	Bom	0	
438,920	E	CBUQ	X																		0	0	0	0	0	CBUQ	Bom	0	
438,960	D	CBUQ	X																		0	0	0	0	0	CBUQ	Bom	0	
439,000	E	CBUQ	X																		0	0	0	0	0	CBUQ	Bom	0	largura acost. 2m
439,040	D	CBUQ	X																		0	0	0	0	0	CBUQ	Bom	0	
439,080	E	CBUQ	X																		0	0	0	0	0	CBUQ	Bom	0	

INVENTÁRIO DO ESTADO DA SUPERFÍCIE DO PAVIMENTO																							DNIT-PRO 06						
RODOVIA: BR-116 (MG)											SEGMENTO: 0,000 ao 817,000											DATA: 03/2007							
TRECHO: Div. BA/MG - Div. MG/RJ											AVALIADOR: Gerson											FOLHA:							
km	Faixa	Pista Tipo Rev.	OK	FC-1			FC-2		FC-3		AF	O	P	EX	D	R	ALC	ATC	DG	Flecha mm		% de Área			ACOSTAMENTO				
				FI	TTC	TLC	J	TB	JE	E										TRI	TRE	FC-1	FC-2	FC-3	Tipo	Estado	Deg cm	OBS.	
				(1)	(1)	(1)	(2)	(2)	(3)	(3)	(4)	(5)	(5)	(6)	(7)	(8)													
439,120	D	CBUQ	X																		0	0	0	0	0	CBUQ	Bom	0	
439,160	E	CBUQ	X																		0	0	0	0	0	CBUQ	Bom	0	
439,200	D	CBUQ	X																		0	0	0	0	0	CBUQ	Bom	0	
439,240	E	CBUQ	X																		0	0	0	0	0	CBUQ	Bom	0	
439,280	D	CBUQ	X																		0	0	0	0	0	CBUQ	Bom	0	
439,320	E	CBUQ	X																		0	0	0	0	0	CBUQ	Bom	0	
439,360	D	CBUQ	X																		0	0	0	0	0	CBUQ	Bom	0	
439,400	E	CBUQ	X																		0	0	0	0	0	CBUQ	Bom	0	
439,440	D	CBUQ	X																		0	0	0	0	0	CBUQ	Bom	0	
439,480	E	CBUQ	X																		0	0	0	0	0	CBUQ	Bom	0	
439,520	D	CBUQ	X																		0	0	0	0	0	CBUQ	Bom	0	
439,560	E	CBUQ														X					0	0	0	0	0	CBUQ	Bom	0	
439,600	D	CBUQ	X																		0	0	0	0	0	CBUQ	Bom	0	
439,640	E	CBUQ	X																		0	0	0	0	0	CBUQ	Bom	0	
439,680	D	CBUQ	X																		0	0	0	0	0	CBUQ	Bom	0	
439,720	E	CBUQ	X																		0	0	0	0	0	CBUQ	Bom	0	
439,760	D	CBUQ	X																		0	0	0	0	0	CBUQ	Bom	0	
439,800	E	CBUQ	X																		0	0	0	0	0	CBUQ	Bom	0	
439,840	D	CBUQ	X																		0	0	0	0	0	CBUQ	Bom	0	
439,880	E	CBUQ	X																		0	0	0	0	0	CBUQ	Bom	0	
439,920	D	CBUQ	X																		0	0	0	0	0	CBUQ	Bom	0	
439,960	E	CBUQ	X																		0	0	0	0	0	CBUQ	Bom	0	
440,000	D	CBUQ	X																		0	0	0	0	0	CBUQ	Bom	0	largura acost. 2m
440,040	E	CBUQ	X																		0	0	0	0	0	CBUQ	Bom	0	
440,080	D	CBUQ	X																		0	0	0	0	0	CBUQ	Bom	0	
440,120	E	CBUQ	X																		0	0	0	0	0	CBUQ	Bom	0	
440,160	D	CBUQ													X						0	0	0	0	0	CBUQ	Bom	0	
440,200	E	CBUQ	X																		0	0	0	0	0	CBUQ	Bom	0	
440,240	D	CBUQ													X						0	0	0	0	0	CBUQ	Bom	0	
440,280	E	CBUQ	X																		0	0	0	0	0	CBUQ	Bom	0	
440,320	D	CBUQ	X																		0	0	0	0	0	CBUQ	Bom	0	
440,360	E	CBUQ	X																		0	0	0	0	0	CBUQ	Bom	0	
440,400	D	CBUQ	X																		0	0	0	0	0	CBUQ	Bom	0	

INVENTÁRIO DO ESTADO DA SUPERFÍCIE DO PAVIMENTO																								DNIT-PRO 06					
RODOVIA: BR-116 (MG)												SEGMENTO: 0,000 ao 817,000												DATA: 03/2007					
TRECHO: Div. BA/MG - Div. MG/RJ												AVALIADOR: Gerson												FOLHA:					
km	Faixa	Pista Tipo Rev.	OK	FC-1			FC-2		FC-3		AF	O	P	EX	D	R	ALC	ATC	DG	Flecha mm		% de Área			ACOSTAMENTO				
				FI	TTC	TLC	J	TB	JE	E															Tipo	Estado	Deg cm	OBS.	
				(1)	(1)	(1)	(2)	(2)	(3)	(3)	(4)	(5)	(5)	(6)	(7)	(8)					TRI	TRE	FC-1	FC-2	FC-3				
440,440	E	CBUQ	X																		0	0	0	0	0	CBUQ	Bom	0	
440,480	D	CBUQ	X																		0	0	0	0	0	CBUQ	Bom	0	
440,520	E	CBUQ	X																		0	0	0	0	0	CBUQ	Bom	0	
440,560	D	CBUQ	X																		0	0	0	0	0	CBUQ	Bom	0	
440,600	E	CBUQ	X									X									0	0	0	0	0	CBUQ	Bom	0	
440,640	D	CBUQ	X																		0	0	0	0	0	CBUQ	Bom	0	
440,680	E	CBUQ	X																		0	0	0	0	0	CBUQ	Bom	0	
440,720	D	CBUQ	X																		0	0	0	0	0	CBUQ	Bom	0	
440,760	E	CBUQ														X					0	0	0	0	0	CBUQ	Bom	0	
440,800	D	CBUQ	X																		0	0	0	0	0	CBUQ	Bom	0	
440,840	E	CBUQ	X																		0	0	0	0	0	CBUQ	Bom	0	
440,880	D	CBUQ	X																		0	0	0	0	0	CBUQ	Bom	0	
440,920	E	CBUQ	X																		0	0	0	0	0	CBUQ	Bom	0	
440,960	D	CBUQ	X																		0	0	0	0	0	CBUQ	Bom	0	
441,000	E	CBUQ	X																		0	0	0	0	0	CBUQ	Bom	0	largura acost. 2m
441,040	D	CBUQ	X																		0	0	0	0	0	CBUQ	Bom	0	
441,080	E	CBUQ	X																		0	0	0	0	0	CBUQ	Bom	0	
441,120	D	CBUQ	X																		0	0	0	0	0	CBUQ	Bom	0	
441,160	E	CBUQ	X																		0	0	0	0	0	CBUQ	Bom	0	
441,200	D	CBUQ	X																		0	0	0	0	0	CBUQ	Bom	0	
441,240	E	CBUQ	X																		0	0	0	0	0	CBUQ	Bom	0	
441,280	D	CBUQ	X																		0	0	0	0	0	CBUQ	Bom	0	
441,320	E	CBUQ	X																		0	0	0	0	0	CBUQ	Bom	0	
441,360	D	CBUQ	X																		0	0	0	0	0	CBUQ	Bom	0	
441,400	E	CBUQ	X																		0	0	0	0	0	CBUQ	Bom	0	
441,440	D	CBUQ	X																		0	0	0	0	0	CBUQ	Bom	0	
441,480	E	CBUQ	X																		0	0	0	0	0	CBUQ	Bom	0	
441,520	D	CBUQ			X	X	X														0	0	20	20	0	Base	Ruim	4	
441,560	E	CBUQ					X					X				X					0	0	0	50	0	Base	Ruim	4	
441,600	D	CBUQ			X	X															0	0	20	0	0	Base	Ruim	4	
441,640	E	CBUQ			X	X															0	0	30	0	0	Base	Ruim	4	
441,680	D	CBUQ			X	X															0	0	15	0	0	Base	Ruim	4	
441,720	E	CBUQ					X									X					0	0	0	30	0	Base	Ruim	4	

INVENTÁRIO DO ESTADO DA SUPERFÍCIE DO PAVIMENTO																								DNIT-PRO 06					
RODOVIA: BR-116 (MG)												SEGMENTO: 0,000 ao 817,000												DATA: 03/2007					
TRECHO: Div. BA/MG - Div. MG/RJ												AVALIADOR: Gerson												FOLHA:					
km	Faixa	Pista Tipo Rev.	OK	FC-1			FC-2		FC-3		AF	O	P	EX	D	R	ALC	ATC	DG	Flecha mm		% de Área			ACOSTAMENTO				
				FI	TTC	TLC	J	TB	JE	E										TRI	TRE	FC-1	FC-2	FC-3	Tipo	Estado	Deg cm	OBS.	
				(1)	(1)	(1)	(2)	(2)	(3)	(3)																			
441,760	D	CBUQ					X									X					0	0	0	20	0	Base	Ruim	4	
441,800	E	CBUQ			X	X										X					0	0	30	0	0	Base	Ruim	4	
441,840	D	CBUQ							X												0	0	0	0	50	Base	Ruim	4	
441,880	E	CBUQ					X														0	0	0	40	0	Base	Ruim	4	
441,920	D	CBUQ		X																	0	0	20	0	0	Base	Ruim	4	
441,960	E	CBUQ					X									X					0	0	0	50	0	Base	Ruim	4	
442,000	D	CBUQ			X	X															0	0	15	0	0	CBUQ	Bom	0	largura acost. 1,5m
442,040	E	CBUQ	X																		0	0	0	0	0	CBUQ	Bom	0	
442,080	D	CBUQ	X																		0	0	0	0	0	CBUQ	Bom	0	
442,120	E	CBUQ	X																		0	0	0	0	0	CBUQ	Bom	0	
442,160	D	CBUQ	X																		0	0	0	0	0	CBUQ	Bom	0	
442,200	E	CBUQ	X																		0	0	0	0	0	CBUQ	Bom	0	
442,240	D	CBUQ	X																		0	0	0	0	0	CBUQ	Bom	0	
442,280	E	CBUQ	X																		0	0	0	0	0	CBUQ	Bom	0	
442,320	D	CBUQ	X																		0	0	0	0	0	CBUQ	Bom	0	
442,360	E	CBUQ	X																		0	0	0	0	0	CBUQ	Bom	0	
442,400	D	CBUQ	X																		0	0	0	0	0	CBUQ	Bom	0	
442,440	E	CBUQ	X																		0	0	0	0	0	CBUQ	Bom	0	
442,480	D	CBUQ	X																		0	0	0	0	0	CBUQ	Bom	0	
442,520	E	CBUQ	X																		0	0	0	0	0	CBUQ	Bom	0	
442,560	D	CBUQ	X																		0	0	0	0	0	CBUQ	Bom	0	
442,600	E	CBUQ	X																		0	0	0	0	0	CBUQ	Bom	0	
442,640	D	CBUQ	X																		0	0	0	0	0	CBUQ	Bom	0	
442,680	E	CBUQ	X																		0	0	0	0	0	CBUQ	Bom	0	
442,720	D	CBUQ	X																		0	0	0	0	0	CBUQ	Bom	0	
442,760	E	CBUQ	X																		0	0	0	0	0	CBUQ	Bom	0	
442,800	D	CBUQ	X																		0	0	0	0	0	CBUQ	Bom	0	
442,840	E	CBUQ	X																		0	0	0	0	0	CBUQ	Bom	0	
442,880	D	CBUQ	X																		0	0	0	0	0	CBUQ	Bom	0	
442,920	E	CBUQ	X																		0	0	0	0	0	CBUQ	Bom	0	
442,960	D	CBUQ	X																		0	0	0	0	0	CBUQ	Bom	0	
443,000	E	CBUQ	X																		0	0	0	0	0	CBUQ	Bom	0	largura acost. 2m
443,040	D	CBUQ	X																		0	0	0	0	0	CBUQ	Bom	0	

INVENTÁRIO DO ESTADO DA SUPERFÍCIE DO PAVIMENTO																								DNIT-PRO 06					
RODOVIA: BR-116 (MG)												SEGMENTO: 0,000 ao 817,000												DATA: 03/2007					
TRECHO: Div. BA/MG - Div. MG/RJ												AVALIADOR: Gerson												FOLHA:					
km	Faixa	Pista Tipo Rev.	OK	FC-1			FC-2		FC-3		AF	O	P	EX	D	R	ALC	ATC	DG	Flecha mm		% de Área			ACOSTAMENTO				
				FI	TTC	TLC	J	TB	JE	E															Tipo	Estado	Deg cm	OBS.	
				(1)	(1)	(1)	(2)	(2)	(3)	(3)																			
443,080	E	CBUQ	X																		0	0	0	0	0	CBUQ	Bom	0	
443,120	D	CBUQ	X																		0	0	0	0	0	CBUQ	Bom	0	
443,160	E	CBUQ	X																		0	0	0	0	0	CBUQ	Bom	0	
443,200	D	CBUQ	X																		0	0	0	0	0	CBUQ	Bom	0	
443,240	E	CBUQ	X																		0	0	0	0	0	CBUQ	Bom	0	
443,280	D	CBUQ	X																		0	0	0	0	0	CBUQ	Bom	0	
443,320	E	CBUQ	X																		0	0	0	0	0	CBUQ	Bom	0	
443,360	D	CBUQ	X																		0	0	0	0	0	CBUQ	Bom	0	
443,400	E	CBUQ	X																		0	0	0	0	0	CBUQ	Bom	0	
443,440	D	CBUQ	X																		0	0	0	0	0	CBUQ	Bom	0	
443,480	E	CBUQ					X									X					0	0	0	50	0	Base	Ruim	4	
443,520	D	CBUQ							X							X					0	0	0	0	60	Base	Ruim	4	
443,560	E	CBUQ					X														0	0	0	50	0	Base	Ruim	4	
443,600	D	CBUQ					X														0	0	0	60	0	Base	Ruim	4	
443,640	E	CBUQ					X														0	0	0	30	0	Base	Ruim	4	
443,680	D	CBUQ					X														4	4	0	30	0	Base	Ruim	4	
443,720	E	CBUQ					X														0	0	0	20	0	Base	Ruim	4	
443,760	D	CBUQ					X														0	0	0	20	0	Base	Ruim	4	
443,800	E	CBUQ					X														0	0	0	30	0	Base	Ruim	4	
443,840	D	CBUQ																			4	3	0	0	0	Base	Ruim	4	
443,880	E	CBUQ					X									X					0	0	0	40	0	Base	Ruim	4	
443,920	D	CBUQ					X														0	0	0	20	0	Base	Ruim	4	
443,960	E	CBUQ					X								X						0	0	0	60	0	Base	Ruim	4	
444,000	D	CBUQ													X						0	0	0	0	0	CBUQ	Bom	0	largura acost. 2m
444,040	E	CBUQ	X																		0	0	0	0	0	CBUQ	Bom	0	
444,080	D	CBUQ	X																		0	0	0	0	0	CBUQ	Bom	0	
444,120	E	CBUQ	X																		0	0	0	0	0	CBUQ	Bom	0	
444,160	D	CBUQ	X																		0	0	0	0	0	CBUQ	Bom	0	
444,200	E	CBUQ	X																		0	0	0	0	0	CBUQ	Bom	0	
444,240	D	CBUQ	X																		0	0	0	0	0	CBUQ	Bom	0	
444,280	E	CBUQ	X																		0	0	0	0	0	CBUQ	Bom	0	
444,320	D	CBUQ	X																		0	0	0	0	0	CBUQ	Bom	0	
444,360	E	CBUQ	X																		0	0	0	0	0	CBUQ	Bom	0	

INVENTÁRIO DO ESTADO DA SUPERFÍCIE DO PAVIMENTO																							DNIT-PRO 06						
RODOVIA: BR-116 (MG)											SEGMENTO: 0,000 ao 817,000											DATA: 03/2007							
TRECHO: Div. BA/MG - Div. MG/RJ											AVALIADOR: Gerson											FOLHA:							
km	Faixa	Pista Tipo Rev.	OK	FC-1			FC-2		FC-3		AF	O	P	EX	D	R	ALC	ATC	DG	Flecha mm		% de Área			ACOSTAMENTO				
				FI	TTC	TLC	J	TB	JE	E										TRI	TRE	FC-1	FC-2	FC-3	Tipo	Estado	Deg cm	OBS.	
				(1)	(1)	(1)	(2)	(2)	(3)	(3)																			
444,400	D	CBUQ	X																		0	0	0	0	0	CBUQ	Bom	0	
444,440	E	CBUQ	X																		0	0	0	0	0	CBUQ	Bom	0	
444,480	D	CBUQ	X																		0	0	0	0	0	CBUQ	Bom	0	
444,520	E	CBUQ	X																		0	0	0	0	0	CBUQ	Bom	0	
444,560	D	CBUQ	X																		0	0	0	0	0	CBUQ	Bom	0	
444,600	E	CBUQ	X																		0	0	0	0	0	CBUQ	Bom	0	
444,640	D	CBUQ	X																		0	0	0	0	0	CBUQ	Bom	0	
444,680	E	CBUQ	X																		0	0	0	0	0	CBUQ	Bom	0	
444,720	D	CBUQ	X																		0	0	0	0	0	CBUQ	Bom	0	
444,760	E	CBUQ	X																		0	0	0	0	0	CBUQ	Bom	0	
444,800	D	CBUQ	X																		0	0	0	0	0	CBUQ	Bom	0	
444,840	E	CBUQ	X																		0	0	0	0	0	CBUQ	Bom	0	
444,880	D	CBUQ				X															0	0	3	0	0	CBUQ	Bom	0	
444,920	E	CBUQ	X																		0	0	0	0	0	CBUQ	Bom	0	
444,960	D	CBUQ	X																		0	0	0	0	0	CBUQ	Bom	0	
445,000	E	CBUQ	X																		0	0	0	0	0	CBUQ	Bom	0	largura acost. 2m
445,040	D	CBUQ	X																		0	0	0	0	0	CBUQ	Bom	0	
445,080	E	CBUQ	X																		0	0	0	0	0	CBUQ	Bom	0	
445,120	D	CBUQ	X																		0	0	0	0	0	CBUQ	Bom	0	
445,160	E	CBUQ	X																		0	0	0	0	0	CBUQ	Bom	0	
445,200	D	CBUQ	X																		0	0	0	0	0	CBUQ	Bom	0	
445,240	E	CBUQ	X																		0	0	0	0	0	CBUQ	Bom	0	
445,280	D	CBUQ	X																		0	0	0	0	0	CBUQ	Bom	0	
445,320	E	CBUQ	X																		0	0	0	0	0	CBUQ	Bom	0	
445,360	D	CBUQ	X																		0	0	0	0	0	CBUQ	Bom	0	
445,400	E	CBUQ	X																		0	0	0	0	0	CBUQ	Bom	0	
445,440	D	CBUQ	X																		0	0	0	0	0	CBUQ	Bom	0	
445,480	E	CBUQ	X																		0	0	0	0	0	CBUQ	Bom	0	
445,520	D	CBUQ	X																		0	0	0	0	0	CBUQ	Bom	0	
445,560	E	CBUQ	X																		0	0	0	0	0	CBUQ	Bom	0	
445,600	D	CBUQ	X																		0	0	0	0	0	CBUQ	Bom	0	
445,640	E	CBUQ														X					0	0	0	0	0	CBUQ	Bom	0	
445,680	D	CBUQ	X																		0	0	0	0	0	CBUQ	Bom	0	

INVENTÁRIO DO ESTADO DA SUPERFÍCIE DO PAVIMENTO																								DNIT-PRO 06					
RODOVIA: BR-116 (MG)												SEGMENTO: 0,000 ao 817,000												DATA: 03/2007					
TRECHO: Div. BA/MG - Div. MG/RJ												AVALIADOR: Gerson												FOLHA:					
km	Faixa	Pista Tipo Rev.	OK	FC-1			FC-2		FC-3		AF	O	P	EX	D	R	ALC	ATC	DG	Flecha mm		% de Área			ACOSTAMENTO				
				FI	TTC	TLC	J	TB	JE	E															Tipo	Estado	Deg cm	OBS.	
				(1)	(1)	(1)	(2)	(2)	(3)	(3)										TRI	TRE	FC-1	FC-2	FC-3					
445,720	E	CBUQ	X																		0	0	0	0	0	CBUQ	Bom	0	
445,760	D	CBUQ	X																		0	0	0	0	0	CBUQ	Bom	0	
445,800	E	CBUQ	X																		0	0	0	0	0	CBUQ	Bom	0	
445,840	D	CBUQ													X						0	0	0	0	0	CBUQ	Bom	0	
445,880	E	CBUQ	X																		0	0	0	0	0	CBUQ	Bom	0	
445,920	D	CBUQ	X																		0	0	0	0	0	CBUQ	Bom	0	
445,960	E	CBUQ	X																		0	0	0	0	0	CBUQ	Bom	0	
446,000	D	CBUQ	X																		0	0	0	0	0	CBUQ	Bom	0	largura acost. 2m
446,040	E	CBUQ	X																		0	0	0	0	0	CBUQ	Bom	0	
446,080	D	CBUQ	X																		0	0	0	0	0	CBUQ	Bom	0	
446,120	E	CBUQ	X																		0	0	0	0	0	CBUQ	Bom	0	
446,160	D	CBUQ	X																		0	0	0	0	0	CBUQ	Bom	0	
446,200	E	CBUQ	X																		0	0	0	0	0	CBUQ	Bom	0	
446,240	D	CBUQ	X																		0	0	0	0	0	CBUQ	Bom	0	
446,280	E	CBUQ	X																		0	0	0	0	0	CBUQ	Bom	0	
446,320	D	CBUQ	X																		0	0	0	0	0	CBUQ	Bom	0	
446,360	E	CBUQ	X																		0	0	0	0	0	CBUQ	Bom	0	
446,400	D	CBUQ	X																		0	0	0	0	0	CBUQ	Bom	0	
446,440	E	CBUQ	X																		0	0	0	0	0	CBUQ	Bom	0	
446,480	D	CBUQ											X		X						0	0	0	0	0	CBUQ	Bom	0	
446,520	E	CBUQ	X																		0	0	0	0	0	CBUQ	Bom	0	
446,560	D	CBUQ	X																		0	0	0	0	0	CBUQ	Bom	0	
446,600	E	CBUQ	X																		0	0	0	0	0	CBUQ	Bom	0	
446,640	D	CBUQ	X																		0	0	0	0	0	CBUQ	Bom	0	
446,680	E	CBUQ				X															0	0	3	0	0	CBUQ	Bom	0	
446,720	D	CBUQ	X																		0	0	0	0	0	CBUQ	Bom	0	
446,760	E	CBUQ	X																		0	0	0	0	0	CBUQ	Bom	0	
446,800	D	CBUQ	X																		0	0	0	0	0	CBUQ	Bom	0	
446,840	E	CBUQ	X																		0	0	0	0	0	CBUQ	Bom	0	
446,880	D	CBUQ	X																		0	0	0	0	0	CBUQ	Bom	0	
446,920	E	CBUQ	X																		0	0	0	0	0	CBUQ	Bom	0	
446,960	D	CBUQ	X																		0	0	0	0	0	CBUQ	Bom	0	
447,000	E	CBUQ	X																		0	0	0	0	0	CBUQ	Bom	0	largura acost. 2m

INVENTÁRIO DO ESTADO DA SUPERFÍCIE DO PAVIMENTO																							DNIT-PRO 06						
RODOVIA: BR-116 (MG)											SEGMENTO: 0,000 ao 817,000											DATA: 03/2007							
TRECHO: Div. BA/MG - Div. MG/RJ											AVALIADOR: Gerson											FOLHA:							
km	Faixa	Pista Tipo Rev.	OK	FC-1			FC-2		FC-3		AF	O	P	EX	D	R	ALC	ATC	DG	Flecha mm		% de Área			ACOSTAMENTO				
				FI	TTC	TLC	J	TB	JE	E										TRI	TRE	FC-1	FC-2	FC-3	Tipo	Estado	Deg cm	OBS.	
				(1)	(1)	(1)	(2)	(2)	(3)	(3)	(4)	(5)	(5)	(6)	(7)	(8)													
447,040	D	CBUQ	X																		0	0	0	0	0	CBUQ	Bom	0	
447,080	E	CBUQ	X																		0	0	0	0	0	CBUQ	Bom	0	
447,120	D	CBUQ	X																		0	0	0	0	0	CBUQ	Bom	0	
447,160	E	CBUQ	X																		0	0	0	0	0	CBUQ	Bom	0	
447,200	D	CBUQ	X																		0	0	0	0	0	CBUQ	Bom	0	
447,240	E	CBUQ	X																		0	0	0	0	0	CBUQ	Bom	0	
447,280	D	CBUQ	X																		0	0	0	0	0	CBUQ	Bom	0	
447,320	E	CBUQ	X																		0	0	0	0	0	CBUQ	Bom	0	
447,360	D	CBUQ	X																		0	0	0	0	0	CBUQ	Bom	0	
447,400	E	CBUQ	X																		0	0	0	0	0	CBUQ	Bom	0	
447,440	D	CBUQ	X																		0	0	0	0	0	CBUQ	Bom	0	
447,480	E	CBUQ	X																		0	0	0	0	0	CBUQ	Bom	0	
447,520	D	CBUQ	X																		0	0	0	0	0	CBUQ	Bom	0	
447,560	E	CBUQ	X																		0	0	0	0	0	CBUQ	Bom	0	
447,600	D	CBUQ	X																		0	0	0	0	0	CBUQ	Bom	0	
447,640	E	CBUQ	X																		0	0	0	0	0	CBUQ	Bom	0	
447,680	D	CBUQ	X																		0	0	0	0	0	CBUQ	Bom	0	
447,720	E	CBUQ	X																		0	0	0	0	0	CBUQ	Bom	0	
447,760	D	CBUQ	X																		0	0	0	0	0	CBUQ	Bom	0	
447,800	E	CBUQ	X																		0	0	0	0	0	CBUQ	Bom	0	
447,840	D	CBUQ	X																		0	0	0	0	0	CBUQ	Bom	0	
447,880	E	CBUQ	X																		0	0	0	0	0	CBUQ	Bom	0	
447,920	D	CBUQ	X																		0	0	0	0	0	CBUQ	Bom	0	
447,960	E	CBUQ	X																		0	0	0	0	0	CBUQ	Bom	0	
448,000	D	CBUQ	X																		0	0	0	0	0	CBUQ	Bom	0	largura acost. 2m
448,040	E	CBUQ	X																		0	0	0	0	0	CBUQ	Bom	0	
448,080	D	CBUQ	X																		0	0	0	0	0	CBUQ	Bom	0	
448,120	E	CBUQ	X																		0	0	0	0	0	CBUQ	Bom	0	
448,160	D	CBUQ	X																		0	0	0	0	0	CBUQ	Bom	0	
448,200	E	CBUQ	X																		0	0	0	0	0	CBUQ	Bom	0	
448,240	D	CBUQ	X																		0	0	0	0	0	CBUQ	Bom	0	
448,280	E	CBUQ	X																		0	0	0	0	0	CBUQ	Bom	0	
448,320	D	CBUQ	X																		0	0	0	0	0	CBUQ	Bom	0	

INVENTÁRIO DO ESTADO DA SUPERFÍCIE DO PAVIMENTO																								DNIT-PRO 06					
RODOVIA: BR-116 (MG)												SEGMENTO: 0,000 ao 817,000												DATA: 03/2007					
TRECHO: Div. BA/MG - Div. MG/RJ												AVALIADOR: Gerson												FOLHA:					
km	Faixa	Pista Tipo Rev.	OK	FC-1			FC-2		FC-3		AF	O	P	EX	D	R	ALC	ATC	DG	Flecha mm		% de Área			ACOSTAMENTO				
				FI	TTC	TLC	J	TB	JE	E															Tipo	Estado	Deg cm	OBS.	
				(1)	(1)	(1)	(2)	(2)	(3)	(3)										TRI	TRE	FC-1	FC-2	FC-3					
448,360	E	CBUQ	X																		0	0	0	0	0	CBUQ	Bom	0	
448,400	D	CBUQ	X																		0	0	0	0	0	CBUQ	Bom	0	
448,440	E	CBUQ	X																		0	0	0	0	0	CBUQ	Bom	0	
448,480	D	CBUQ	X																		0	0	0	0	0	CBUQ	Bom	0	
448,520	E	CBUQ	X																		0	0	0	0	0	CBUQ	Bom	0	
448,560	D	CBUQ	X																		0	0	0	0	0	CBUQ	Bom	0	
448,600	E	CBUQ	X																		0	0	0	0	0	CBUQ	Bom	0	
448,640	D	CBUQ	X																		0	0	0	0	0	CBUQ	Bom	0	
448,680	E	CBUQ	X																		0	0	0	0	0	CBUQ	Bom	0	
448,720	D	CBUQ	X																		0	0	0	0	0	CBUQ	Bom	0	
448,760	E	CBUQ	X																		0	0	0	0	0	CBUQ	Bom	0	
448,800	D	CBUQ	X																		0	0	0	0	0	CBUQ	Bom	0	
448,840	E	CBUQ	X																		0	0	0	0	0	CBUQ	Bom	0	
448,880	D	CBUQ	X																		0	0	0	0	0	CBUQ	Bom	0	
448,920	E	CBUQ	X																		0	0	0	0	0	CBUQ	Bom	0	
448,960	D	CBUQ	X																		0	0	0	0	0	CBUQ	Bom	0	
449,000	E	CBUQ	X																		0	0	0	0	0	CBUQ	Bom	0	largura acost. 2m
449,040	D	CBUQ	X																		0	0	0	0	0	CBUQ	Bom	0	
449,080	E	CBUQ	X																		0	0	0	0	0	CBUQ	Bom	0	
449,120	D	CBUQ	X																		0	0	0	0	0	CBUQ	Bom	0	
449,160	E	CBUQ	X																		0	0	0	0	0	CBUQ	Bom	0	
449,200	D	CBUQ	X																		0	0	0	0	0	CBUQ	Bom	0	
449,240	E	CBUQ	X																		0	0	0	0	0	CBUQ	Bom	0	
449,280	D	CBUQ	X																		0	0	0	0	0	CBUQ	Bom	0	
449,320	E	CBUQ	X																		0	0	0	0	0	CBUQ	Bom	0	
449,360	D	CBUQ	X																		0	0	0	0	0	CBUQ	Bom	0	
449,400	E	CBUQ	X																		0	0	0	0	0	CBUQ	Bom	0	
449,440	D	CBUQ	X																		0	0	0	0	0	CBUQ	Bom	0	
449,480	E	CBUQ	X																		0	0	0	0	0	CBUQ	Bom	0	
449,520	D	CBUQ	X																		0	0	0	0	0	CBUQ	Bom	0	
449,560	E	CBUQ	X																		0	0	0	0	0	CBUQ	Bom	0	
449,600	D	CBUQ	X																		0	0	0	0	0	CBUQ	Bom	0	
449,640	E	CBUQ	X																		0	0	0	0	0	CBUQ	Bom	0	

INVENTÁRIO DO ESTADO DA SUPERFÍCIE DO PAVIMENTO																								DNIT-PRO 06					
RODOVIA: BR-116 (MG)												SEGMENTO: 0,000 ao 817,000												DATA: 03/2007					
TRECHO: Div. BA/MG - Div. MG/RJ												AVALIADOR: Gerson												FOLHA:					
km	Faixa	Pista Tipo Rev.	OK	FC-1			FC-2		FC-3		AF	O	P	EX	D	R	ALC	ATC	DG	Flecha mm		% de Área			ACOSTAMENTO				
				FI	TTC	TLC	J	TB	JE	E															Tipo	Estado	Deg cm	OBS.	
				(1)	(1)	(1)	(2)	(2)	(3)	(3)										TRI	TRE	FC-1	FC-2	FC-3					
449,680	D	CBUQ	X																		0	0	0	0	0	CBUQ	Bom	0	
449,720	E	CBUQ	X																		0	0	0	0	0	CBUQ	Bom	0	
449,760	D	CBUQ	X																		0	0	0	0	0	CBUQ	Bom	0	
449,800	E	CBUQ	X																		0	0	0	0	0	CBUQ	Bom	0	
449,840	D	CBUQ	X																		0	0	0	0	0	CBUQ	Bom	0	
449,880	E	CBUQ	X																		0	0	0	0	0	CBUQ	Bom	0	
449,920	D	CBUQ	X																		0	0	0	0	0	CBUQ	Bom	0	
449,960	E	CBUQ	X																		0	0	0	0	0	CBUQ	Bom	0	
450,000	D	CBUQ	X																		0	0	0	0	0	CBUQ	Bom	0	largura acost. 2m
450,040	E	CBUQ	X																		0	0	0	0	0	CBUQ	Bom	0	
450,080	D	CBUQ	X																		0	0	0	0	0	CBUQ	Bom	0	
450,120	E	CBUQ	X																		0	0	0	0	0	CBUQ	Bom	0	
450,160	D	CBUQ	X																		0	0	0	0	0	CBUQ	Bom	0	
450,200	E	CBUQ	X																		0	0	0	0	0	CBUQ	Bom	0	
450,240	D	CBUQ	X																		0	0	0	0	0	CBUQ	Bom	0	
450,280	E	CBUQ	X																		0	0	0	0	0	CBUQ	Bom	0	
450,320	D	CBUQ	X																		0	0	0	0	0	CBUQ	Bom	0	
450,360	E	CBUQ	X																		0	0	0	0	0	CBUQ	Bom	0	
450,400	D	CBUQ	X																		0	0	0	0	0	CBUQ	Bom	0	
450,440	E	CBUQ	X																		0	0	0	0	0	CBUQ	Bom	0	
450,480	D	CBUQ	X																		0	0	0	0	0	CBUQ	Bom	0	
450,520	E	CBUQ	X																		0	0	0	0	0	CBUQ	Bom	0	
450,560	D	CBUQ	X																		0	0	0	0	0	CBUQ	Bom	0	
450,600	E	CBUQ	X																		0	0	0	0	0	CBUQ	Bom	0	
450,640	D	CBUQ	X																		0	0	0	0	0	CBUQ	Bom	0	
450,680	E	CBUQ	X																		0	0	0	0	0	CBUQ	Bom	0	
450,720	D	CBUQ	X																		0	0	0	0	0	CBUQ	Bom	0	
450,760	E	CBUQ	X																		0	0	0	0	0	CBUQ	Bom	0	
450,800	D	CBUQ	X																		0	0	0	0	0	CBUQ	Bom	0	
450,840	E	CBUQ	X																		0	0	0	0	0	CBUQ	Bom	0	
450,880	D	CBUQ	X																		0	0	0	0	0	CBUQ	Bom	0	
450,920	E	CBUQ	X																		0	0	0	0	0	CBUQ	Bom	0	
450,960	D	CBUQ	X																		0	0	0	0	0	CBUQ	Bom	0	

INVENTÁRIO DO ESTADO DA SUPERFÍCIE DO PAVIMENTO																								DNIT-PRO 06					
RODOVIA: BR-116 (MG)												SEGMENTO: 0,000 ao 817,000												DATA: 03/2007					
TRECHO: Div. BA/MG - Div. MG/RJ												AVALIADOR: Gerson												FOLHA:					
km	Faixa	Pista Tipo Rev.	OK	FC-1			FC-2		FC-3		AF	O	P	EX	D	R	ALC	ATC	DG	Flecha mm		% de Área			ACOSTAMENTO				
				FI	TTC	TLC	J	TB	JE	E															Tipo	Estado	Deg cm	OBS.	
				(1)	(1)	(1)	(2)	(2)	(3)	(3)																			
451,000	E	CBUQ	X																		0	0	0	0	0	CBUQ	Bom	0	largura acost. 2m
451,040	D	CBUQ		X						X											0	0	15	0	0	CBUQ	Bom	0	
451,080	E	CBUQ	X																		0	0	0	0	0	CBUQ	Bom	0	
451,120	D	CBUQ		X						X											0	0	10	0	0	CBUQ	Bom	0	
451,160	E	CBUQ	X																		0	0	0	0	0	CBUQ	Bom	0	
451,200	D	CBUQ	X																		0	0	0	0	0	CBUQ	Bom	0	
451,240	E	CBUQ	X																		0	0	0	0	0	CBUQ	Bom	0	
451,280	D	CBUQ	X																		0	0	0	0	0	CBUQ	Bom	0	
451,320	E	CBUQ	X																		0	0	0	0	0	CBUQ	Bom	0	
451,360	D	CBUQ	X																		0	0	0	0	0	CBUQ	Bom	0	
451,400	E	CBUQ	X																		0	0	0	0	0	CBUQ	Bom	0	
451,440	D	CBUQ	X																		0	0	0	0	0	CBUQ	Bom	0	
451,480	E	CBUQ	X																		0	0	0	0	0	CBUQ	Bom	0	
451,520	D	CBUQ	X																		0	0	0	0	0	CBUQ	Bom	0	
451,560	E	CBUQ	X																		0	0	0	0	0	CBUQ	Bom	0	
451,600	D	CBUQ	X																		0	0	0	0	0	CBUQ	Bom	0	
451,640	E	CBUQ							X												0	0	0	0	50	Base	Ruim	4	
451,680	D	CBUQ					X														0	0	0	80	0	Base	Ruim	4	
451,720	E	CBUQ							X												0	0	0	0	80	Base	Ruim	4	
451,760	D	CBUQ							X							X					0	0	0	0	60	Base	Ruim	4	
451,800	E	CBUQ							X							X					0	0	0	0	80	Base	Ruim	4	
451,840	D	CBUQ							X							X					0	0	0	0	80	Base	Ruim	4	
451,880	E	CBUQ							X							X					0	0	0	0	80	Base	Ruim	4	
451,920	D	CBUQ							X							X					0	0	0	0	80	Base	Ruim	4	
451,960	E	CBUQ							X												0	0	0	0	90	Base	Ruim	4	
452,000	D	CBUQ							X												0	0	0	0	90	Base	Ruim	4	largura acost. 2m
452,040	E	CBUQ							X							X					0	0	0	0	90	Base	Ruim	4	
452,080	D	CBUQ							X												0	0	0	0	90	Base	Ruim	4	
452,120	E	CBUQ							X							X					0	0	0	0	70	Base	Ruim	4	
452,160	D	CBUQ							X												0	0	0	0	60	Base	Ruim	4	
452,200	E	CBUQ							X												0	0	0	0	60	Base	Ruim	4	
452,240	D	CBUQ							X												0	0	0	0	80	Base	Ruim	4	
452,280	E	CBUQ							X							X					0	0	0	0	80	Base	Ruim	4	

INVENTÁRIO DO ESTADO DA SUPERFÍCIE DO PAVIMENTO																								DNIT-PRO 06					
RODOVIA: BR-116 (MG)												SEGMENTO: 0,000 ao 817,000												DATA: 03/2007					
TRECHO: Div. BA/MG - Div. MG/RJ												AVALIADOR: Gerson												FOLHA:					
km	Faixa	Pista Tipo Rev.	OK	FC-1			FC-2		FC-3		AF	O	P	EX	D	R	ALC	ATC	DG	Flecha mm		% de Área			ACOSTAMENTO				
				FI	TTC	TLC	J	TB	JE	E															Tipo	Estado	Deg cm	OBS.	
				(1)	(1)	(1)	(2)	(2)	(3)	(3)										TRI	TRE	FC-1	FC-2	FC-3					
452,320	D	CBUQ							X							X					0	0	0	0	90	Base	Ruim	4	
452,360	E	CBUQ							X							X					0	0	0	0	50	Base	Ruim	4	
452,400	D	CBUQ					X														0	0	0	20	0	Base	Ruim	4	
452,440	E	CBUQ													X						0	0	0	0	0	Base	Ruim	4	
452,480	D	CBUQ							X							X					0	0	0	0	30	Base	Ruim	4	
452,520	E	CBUQ					X														0	0	0	15	0	Base	Ruim	4	
452,560	D	CBUQ	X																		0	0	0	0	0	CBUQ	Bom	0	
452,600	E	CBUQ	X																		0	0	0	0	0	CBUQ	Bom	0	
452,640	D	CBUQ	X																		0	0	0	0	0	CBUQ	Bom	0	
452,680	E	CBUQ	X																		0	0	0	0	0	CBUQ	Bom	0	
452,720	D	CBUQ	X																		0	0	0	0	0	CBUQ	Bom	0	
452,760	E	CBUQ	X																		0	0	0	0	0	CBUQ	Bom	0	
452,800	D	CBUQ	X																		0	0	0	0	0	CBUQ	Bom	0	
452,840	E	CBUQ	X																		0	0	0	0	0	CBUQ	Bom	0	
452,880	D	CBUQ			X	X															0	0	5	0	0	CBUQ	Bom	0	
452,920	E	CBUQ	X																		0	0	0	0	0	CBUQ	Bom	0	
452,960	D	CBUQ	X																		0	0	0	0	0	CBUQ	Bom	0	
453,000	E	CBUQ	X																		0	0	0	0	0	CBUQ	Bom	0	largura acost. 2m
453,040	D	CBUQ	X																		0	0	0	0	0	CBUQ	Bom	0	
453,080	E	CBUQ	X																		0	0	0	0	0	CBUQ	Bom	0	
453,120	D	CBUQ	X																		0	0	0	0	0	CBUQ	Bom	0	
453,160	E	CBUQ	X																		0	0	0	0	0	CBUQ	Bom	0	
453,200	D	CBUQ					X														0	0	0	5	0	CBUQ	Bom	0	
453,240	E	CBUQ	X																		0	0	0	0	0	CBUQ	Bom	0	
453,280	D	CBUQ	X																		0	0	0	0	0	CBUQ	Bom	0	
453,320	E	CBUQ	X																		0	0	0	0	0	CBUQ	Bom	0	
453,360	D	CBUQ	X																		0	0	0	0	0	CBUQ	Bom	0	
453,400	E	CBUQ	X																		0	0	0	0	0	CBUQ	Bom	0	
453,440	D	CBUQ	X																		0	0	0	0	0	CBUQ	Bom	0	
453,480	E	CBUQ	X																		0	0	0	0	0	CBUQ	Bom	0	
453,520	D	CBUQ	X																		0	0	0	0	0	CBUQ	Bom	0	
453,560	E	CBUQ	X																		0	0	0	0	0	CBUQ	Bom	0	
453,600	D	CBUQ	X																		0	0	0	0	0	CBUQ	Bom	0	

INVENTÁRIO DO ESTADO DA SUPERFÍCIE DO PAVIMENTO																											DNIT-PRO 06					
RODOVIA: BR-116 (MG)																		SEGMENTO: 0,000 ao 817,000									DATA: 03/2007					
TRECHO: Div. BA/MG - Div. MG/RJ																		AVALIADOR: Gerson									PISTA: Simples			FOLHA:		
km	Faixa	Pista Tipo Rev.	OK	FC-1			FC-2		FC-3		AF	O	P	EX	D	R	ALC	ATC	DG	Flecha		% de Área			ACOSTAMENTO							
				FI	TTC	TLC	J	TB	JE	E										TRI	TRE	FC-1	FC-2	FC-3	Tipo	Estado	Deg cm	OBS.				
				(1)	(1)	(1)	(2)	(2)	(3)	(3)																			(4)	(5)	(5)	(6)
453,640	E	CBUQ	X																	0	0	0	0	0	CBUQ	Bom	0					
453,680	D	CBUQ	X																	0	0	0	0	0	CBUQ	Bom	0					
453,720	E	CBUQ	X																	0	0	0	0	0	CBUQ	Bom	0					
453,760	D	CBUQ	X																	0	0	0	0	0	CBUQ	Bom	0					
453,800	E	CBUQ	X																	0	0	0	0	0	CBUQ	Bom	0					
453,840	D	CBUQ	X																	0	0	0	0	0	CBUQ	Bom	0					
453,880	E	CBUQ	X																	0	0	0	0	0	CBUQ	Bom	0					
453,920	D	CBUQ	X																	0	0	0	0	0	CBUQ	Bom	0					
453,960	E	CBUQ	X																	0	0	0	0	0	CBUQ	Bom	0					
454,000	D	CBUQ	X																	0	0	0	0	0	CBUQ	Bom	0	largura acost. 2m				
454,040	E	CBUQ	X																	0	0	0	0	0	CBUQ	Bom	0					
454,080	D	CBUQ	X																	0	0	0	0	0	CBUQ	Bom	0					
454,120	E	CBUQ	X																	0	0	0	0	0	CBUQ	Bom	0					
454,160	D	CBUQ	X																	0	0	0	0	0	CBUQ	Bom	0					
454,200	E	CBUQ	X																	0	0	0	0	0	CBUQ	Bom	0					
454,240	D	CBUQ	X																	0	0	0	0	0	CBUQ	Bom	0					
454,280	E	CBUQ	X																	0	0	0	0	0	CBUQ	Bom	0					
454,320	D	CBUQ	X																	0	0	0	0	0	CBUQ	Bom	0					
454,360	E	CBUQ	X																	0	0	0	0	0	CBUQ	Bom	0					
454,400	D	CBUQ	X																	0	0	0	0	0	CBUQ	Bom	0					
454,440	E	CBUQ	X																	0	0	0	0	0	CBUQ	Bom	0					
454,480	D	CBUQ	X																	0	0	0	0	0	CBUQ	Bom	0					
454,520	E	CBUQ	X																	0	0	0	0	0	CBUQ	Bom	0					
454,560	D	CBUQ	X																	0	0	0	0	0	CBUQ	Bom	0					
454,600	E	CBUQ	X																	0	0	0	0	0	CBUQ	Bom	0					
454,640	D	CBUQ	X																	0	0	0	0	0	CBUQ	Bom	0					
454,680	E	CBUQ	X																	0	0	0	0	0	CBUQ	Bom	0					
454,720	D	CBUQ	X																	0	0	0	0	0	CBUQ	Bom	0					
454,760	E	CBUQ	X																	0	0	0	0	0	CBUQ	Bom	0					
454,800	D	CBUQ	X																	0	0	0	0	0	CBUQ	Bom	0					
454,840	E	CBUQ					X													0	0	0	20	0	CBUQ	Bom	0					
454,880	D	CBUQ				X														0	0	3	0	0	CBUQ	Bom	0					
454,920	E	CBUQ	X																	0	0	0	0	0	CBUQ	Bom	0					

INVENTÁRIO DO ESTADO DA SUPERFÍCIE DO PAVIMENTO																									DNIT-PRO 06							
RODOVIA: BR-116 (MG)															SEGMENTO: 0,000 ao 817,000										DATA: 03/2007							
TRECHO: Div. BA/MG - Div. MG/RJ															AVALIADOR: Gerson										PISTA: Simples				FOLHA:			
km	Faixa	Pista Tipo Rev.	OK	FC-1			FC-2		FC-3		AF	O	P	EX	D	R	ALC	ATC	DG	Flecha mm		% de Área			ACOSTAMENTO							
				FI	TTC	TLC	J	TB	JE	E										TRI	TRE	FC-1	FC-2	FC-3	Tipo	Estado	Deg cm	OBS.				
				(1)	(1)	(1)	(2)	(2)	(3)	(3)										(4)	(5)	(5)	(6)	(7)	(8)							
454,960	D	CBUQ										X								0	0	0	0	0	CBUQ	Bom	0					
455,000	E	CBUQ										X		X						0	0	0	0	0	CBUQ	Bom	0	largura acost. 2m				
455,040	D	CBUQ	X																	0	0	0	0	0	CBUQ	Bom	0					
455,080	E	CBUQ	X																	0	0	0	0	0	CBUQ	Bom	0					
455,120	D	CBUQ	X																	0	0	0	0	0	CBUQ	Bom	0					
455,160	E	CBUQ	X																	0	0	0	0	0	CBUQ	Bom	0					
455,200	D	CBUQ	X																	0	0	0	0	0	CBUQ	Bom	0					
455,240	E	CBUQ	X																	0	0	0	0	0	CBUQ	Bom	0					
455,280	D	CBUQ	X																	0	0	0	0	0	CBUQ	Bom	0					
455,320	E	CBUQ	X																	0	0	0	0	0	CBUQ	Bom	0					
455,360	D	CBUQ	X																	0	0	0	0	0	CBUQ	Bom	0					
455,400	E	CBUQ	X																	0	0	0	0	0	CBUQ	Bom	0					
455,440	D	CBUQ	X																	0	0	0	0	0	CBUQ	Bom	0					
455,480	E	CBUQ	X																	0	0	0	0	0	CBUQ	Bom	0					
455,520	D	CBUQ	X																	0	0	0	0	0	CBUQ	Bom	0					
455,560	E	CBUQ	X																	0	0	0	0	0	CBUQ	Bom	0					
455,600	D	CBUQ												X						0	0	0	0	0	CBUQ	Bom	0					
455,640	E	CBUQ	X																	0	0	0	0	0	CBUQ	Bom	0					
455,680	D	CBUQ	X																	0	0	0	0	0	CBUQ	Bom	0					
455,720	E	CBUQ	X																	0	0	0	0	0	CBUQ	Bom	0					
455,760	D	CBUQ	X																	0	0	0	0	0	CBUQ	Bom	0					
455,800	E	CBUQ	X																	0	0	0	0	0	CBUQ	Bom	0					
455,840	D	CBUQ	X																	0	0	0	0	0	CBUQ	Bom	0					
455,880	E	CBUQ	X																	0	0	0	0	0	CBUQ	Bom	0					
455,920	D	CBUQ	X																	0	0	0	0	0	CBUQ	Bom	0					
455,960	E	CBUQ	X																	0	0	0	0	0	CBUQ	Bom	0					
456,000	D	CBUQ	X																	0	0	0	0	0	CBUQ	Bom	0	largura acost. 2m				
456,040	E	CBUQ	X																	0	0	0	0	0	CBUQ	Bom	0					
456,080	D	CBUQ	X																	0	0	0	0	0	CBUQ	Bom	0					
456,120	E	CBUQ	X																	0	0	0	0	0	CBUQ	Bom	0					
456,160	D	CBUQ	X																	0	0	0	0	0	CBUQ	Bom	0					
456,200	E	CBUQ	X																	0	0	0	0	0	CBUQ	Bom	0					
456,240	D	CBUQ	X																	0	0	0	0	0	CBUQ	Bom	0					

INVENTÁRIO DO ESTADO DA SUPERFÍCIE DO PAVIMENTO																										DNIT-PRO 06			
RODOVIA: BR-116 (MG)																		SEGMENTO: 0,000 ao 817,000								DATA: 03/2007			
TRECHO: Div. BA/MG - Div. MG/RJ																		AVALIADOR: Gerson								PISTA: Simples		FOLHA:	
km	Faixa	Pista Tipo Rev.	OK	FC-1			FC-2		FC-3		AF	O	P	EX	D	R	ALC	ATC	DG	Flecha		% de Área			ACOSTAMENTO				
				FI	TTC	TLC	J	TB	JE	E										TRI	TRE	FC-1	FC-2	FC-3	Tipo	Estado	Deg cm	OBS.	
				(1)	(1)	(1)	(2)	(2)	(3)	(3)										(4)	(5)	(5)	(6)	(7)	(8)				
456,280	E	CBUQ	X																	0	0	0	0	0	CBUQ	Bom	0		
456,320	D	CBUQ	X																	0	0	0	0	0	CBUQ	Bom	0		
456,360	E	CBUQ	X																	0	0	0	0	0	CBUQ	Bom	0		
456,400	D	CBUQ	X																	0	0	0	0	0	CBUQ	Bom	0		
456,440	E	CBUQ	X																	0	0	0	0	0	CBUQ	Bom	0		
456,480	D	CBUQ												X						4	4	0	0	0	CBUQ	Bom	0		
456,520	E	CBUQ	X																	0	0	0	0	0	CBUQ	Bom	0		
456,560	D	CBUQ																		4	4	0	0	0	CBUQ	Bom	0		
456,600	E	CBUQ	X																	0	0	0	0	0	CBUQ	Bom	0		
456,640	D	CBUQ	X																	0	0	0	0	0	CBUQ	Bom	0		
456,680	E	CBUQ	X																	0	0	0	0	0	CBUQ	Bom	0		
456,720	D	CBUQ	X																	0	0	0	0	0	CBUQ	Bom	0		
456,760	E	CBUQ	X																	0	0	0	0	0	CBUQ	Bom	0		
456,800	D	CBUQ												X						0	0	0	0	0	CBUQ	Bom	0		
456,840	E	CBUQ	X																	0	0	0	0	0	CBUQ	Bom	0		
456,880	D	CBUQ	X																	0	0	0	0	0	CBUQ	Bom	0		
456,920	E	CBUQ	X																	0	0	0	0	0	CBUQ	Bom	0		
456,960	D	CBUQ	X																	0	0	0	0	0	CBUQ	Bom	0		
457,000	E	CBUQ	X																	0	0	0	0	0	CBUQ	Bom	0	largura acost. 2m	
457,040	D	CBUQ	X																	0	0	0	0	0	CBUQ	Bom	0		
457,080	E	CBUQ	X																	0	0	0	0	0	CBUQ	Bom	0		
457,120	D	CBUQ	X																	0	0	0	0	0	CBUQ	Bom	0		
457,160	E	CBUQ	X																	0	0	0	0	0	CBUQ	Bom	0		
457,200	D	CBUQ												X						5	5	0	0	0	CBUQ	Bom	0		
457,240	E	CBUQ	X																	0	0	0	0	0	CBUQ	Bom	0		
457,280	D	CBUQ	X																	0	0	0	0	0	CBUQ	Bom	0		
457,320	E	CBUQ	X																	0	0	0	0	0	CBUQ	Bom	0		
457,360	D	CBUQ	X																	0	0	0	0	0	CBUQ	Bom	0		
457,400	E	CBUQ	X																	0	0	0	0	0	CBUQ	Bom	0		
457,440	D	CBUQ	X																	0	0	0	0	0	CBUQ	Bom	0		
457,480	E	CBUQ													X					0	0	0	0	0	CBUQ	Bom	0		
457,520	D	CBUQ	X																	0	0	0	0	0	CBUQ	Bom	0		
457,560	E	CBUQ										X			X					0	0	0	0	0	CBUQ	Bom	0		

INVENTÁRIO DO ESTADO DA SUPERFÍCIE DO PAVIMENTO																								DNIT-PRO 06				
RODOVIA: BR-116 (MG)												SEGMENTO: 0,000 ao 817,000												DATA: 03/2007				
TRECHO: Div. BA/MG - Div. MG/RJ												AVALIADOR: Gerson												FOLHA:				
km	Faixa	Pista Tipo Rev.	OK	FC-1			FC-2		FC-3		AF	O	P	EX	D	R	ALC	ATC	DG	Flecha mm		% de Área			ACOSTAMENTO			
				FI	TTC	TLC	J	TB	JE	E															Tipo	Estado	Deg cm	OBS.
				(1)	(1)	(1)	(2)	(2)	(3)	(3)	(4)	(5)	(5)	(6)	(7)	(8)					TRI	TRE	FC-1	FC-2	FC-3			
457,600	D	CBUQ	X																	0	0	0	0	0	CBUQ	Bom	0	
457,640	E	CBUQ																		3	3	0	0	0	CBUQ	Bom	0	
457,680	D	CBUQ													X					0	0	0	0	0	CBUQ	Bom	0	
457,720	E	CBUQ																		40	40	0	0	0	CBUQ	Bom	0	
457,760	D	CBUQ													X					0	0	0	0	0	CBUQ	Bom	0	
457,800	E	CBUQ										X								0	0	0	0	0	CBUQ	Bom	0	
457,840	D	CBUQ	X																	0	0	0	0	0	CBUQ	Bom	0	
457,880	E	CBUQ																		15	15	0	0	0	CBUQ	Bom	0	
457,920	D	CBUQ			X	X														0	0	20	0	0	CBUQ	Bom	0	
457,960	E	CBUQ										X								8	8	0	0	0	CBUQ	Bom	0	
458,000	D	CBUQ	X																	0	0	0	0	0	CBUQ	Bom	0	largura acost. 2m
458,040	E	CBUQ	X																	0	0	0	0	0	CBUQ	Bom	0	
458,080	D	CBUQ	X																	0	0	0	0	0	CBUQ	Bom	0	
458,120	E	CBUQ	X																	0	0	0	0	0	CBUQ	Bom	0	
458,160	D	CBUQ										X								0	0	0	0	0	CBUQ	Bom	0	
458,200	E	CBUQ	X																	0	0	0	0	0	CBUQ	Bom	0	
458,240	D	CBUQ	X																	0	0	0	0	0	CBUQ	Bom	0	
458,280	E	CBUQ	X																	0	0	0	0	0	CBUQ	Bom	0	
458,320	D	CBUQ	X																	0	0	0	0	0	CBUQ	Bom	0	
458,360	E	CBUQ	X																	0	0	0	0	0	CBUQ	Bom	0	
458,400	D	CBUQ										X								0	0	0	0	0	CBUQ	Bom	0	
458,440	E	CBUQ	X																	0	0	0	0	0	CBUQ	Bom	0	
458,480	D	CBUQ	X																	0	0	0	0	0	CBUQ	Bom	0	
458,520	E	CBUQ	X																	0	0	0	0	0	CBUQ	Bom	0	
458,560	D	CBUQ	X																	0	0	0	0	0	CBUQ	Bom	0	
458,600	E	CBUQ	X																	0	0	0	0	0	CBUQ	Bom	0	
458,640	D	CBUQ	X																	0	0	0	0	0	CBUQ	Bom	0	
458,680	E	CBUQ	X																	0	0	0	0	0	CBUQ	Bom	0	
458,720	D	CBUQ	X																	0	0	0	0	0	CBUQ	Bom	0	
458,760	E	CBUQ	X																	0	0	0	0	0	CBUQ	Bom	0	
458,800	D	CBUQ	X																	0	0	0	0	0	CBUQ	Bom	0	
458,840	E	CBUQ	X																	0	0	0	0	0	CBUQ	Bom	0	
458,880	D	CBUQ	X																	0	0	0	0	0	CBUQ	Bom	0	

INVENTÁRIO DO ESTADO DA SUPERFÍCIE DO PAVIMENTO																									DNIT-PRO 06				
RODOVIA: BR-116 (MG)					SEGMENTO: 0,000 ao 817,000																	DATA: 03/2007							
TRECHO: Div. BA/MG - Div. MG/RJ					AVALIADOR: Gerson										PISTA: Simples										FOLHA:				
km	Faixa	Pista Tipo Rev.	OK	FC-1			FC-2		FC-3		AF	O	P	EX	D	R	ALC	ATC	DG	Flecha mm		% de Área			ACOSTAMENTO				
				FI	TTC	TLC	J	TB	JE	E										TRI	TRE	FC-1	FC-2	FC-3	Tipo	Estado	Deg cm	OBS.	
				(1)	(1)	(1)	(2)	(2)	(3)	(3)	(4)	(5)	(5)	(6)	(7)	(8)													
458,920	E	CBUQ	X																		0	0	0	0	0	CBUQ	Bom	0	
458,960	D	CBUQ	X																		0	0	0	0	0	CBUQ	Bom	0	
459,000	E	CBUQ	X																		0	0	0	0	0	CBUQ	Bom	0	largura acost. 2m
459,040	D	CBUQ	X																		0	0	0	0	0	CBUQ	Bom	0	
459,080	E	CBUQ	X																		0	0	0	0	0	CBUQ	Bom	0	
459,120	D	CBUQ	X																		0	0	0	0	0	CBUQ	Bom	0	
459,160	E	CBUQ	X																		0	0	0	0	0	CBUQ	Bom	0	
459,200	D	CBUQ	X																		0	0	0	0	0	CBUQ	Bom	0	
459,240	E	CBUQ	X																		0	0	0	0	0	CBUQ	Bom	0	
459,280	D	CBUQ	X																		0	0	0	0	0	CBUQ	Bom	0	
459,320	E	CBUQ	X																		0	0	0	0	0	CBUQ	Bom	0	
459,360	D	CBUQ	X																		0	0	0	0	0	CBUQ	Bom	0	
459,400	E	CBUQ																			0	0	0	0	0	CBUQ	Bom	0	
459,440	D	CBUQ												X							5	5	0	0	0	CBUQ	Bom	0	
459,480	E	CBUQ												X							5	5	0	0	0	CBUQ	Bom	0	
459,520	D	CBUQ	X																		0	0	0	0	0	CBUQ	Bom	0	
459,560	E	CBUQ												X							0	0	0	0	0	CBUQ	Bom	0	
459,600	D	CBUQ	X																		0	0	0	0	0	CBUQ	Bom	0	
459,640	E	CBUQ	X																		0	0	0	0	0	CBUQ	Bom	0	
459,680	D	CBUQ	X																		0	0	0	0	0	CBUQ	Bom	0	
459,720	E	CBUQ	X																		0	0	0	0	0	CBUQ	Bom	0	
459,760	D	CBUQ	X																		0	0	0	0	0	CBUQ	Bom	0	
459,800	E	CBUQ										X		X							0	0	0	0	0	CBUQ	Bom	0	
459,840	D	CBUQ	X																		0	0	0	0	0	CBUQ	Bom	0	
459,880	E	CBUQ	X																		0	0	0	0	0	CBUQ	Bom	0	
459,920	D	CBUQ	X																		0	0	0	0	0	CBUQ	Bom	0	
459,960	E	CBUQ	X																		0	0	0	0	0	CBUQ	Bom	0	
460,000	D	CBUQ										X									0	0	0	0	0	CBUQ	Bom	0	largura acost. 2m
460,040	E	CBUQ	X																		0	0	0	0	0	CBUQ	Bom	0	
460,080	D	CBUQ										X									0	0	0	0	0	CBUQ	Bom	0	
460,120	E	CBUQ	X																		0	0	0	0	0	CBUQ	Bom	0	
460,160	D	CBUQ										X									0	0	0	0	0	CBUQ	Bom	0	
460,200	E	CBUQ	X																		0	0	0	0	0	CBUQ	Bom	0	

INVENTÁRIO DO ESTADO DA SUPERFÍCIE DO PAVIMENTO																								DNIT-PRO 06					
RODOVIA: BR-116 (MG)												SEGMENTO: 0,000 ao 817,000												DATA: 03/2007					
TRECHO: Div. BA/MG - Div. MG/RJ												AVALIADOR: Gerson												FOLHA:					
km	Faixa	Pista Tipo Rev.	OK	FC-1			FC-2		FC-3		AF	O	P	EX	D	R	ALC	ATC	DG	Flecha mm		% de Área			ACOSTAMENTO				
				FI	TTC	TLC	J	TB	JE	E															Tipo	Estado	Deg cm	OBS.	
				(1)	(1)	(1)	(2)	(2)	(3)	(3)																			
460,240	D	CBUQ	X																		0	0	0	0	0	CBUQ	Bom	0	
460,280	E	CBUQ	X																		0	0	0	0	0	CBUQ	Bom	0	
460,320	D	CBUQ	X																		0	0	0	0	0	CBUQ	Bom	0	
460,360	E	CBUQ	X																		0	0	0	0	0	CBUQ	Bom	0	
460,400	D	CBUQ	X																		0	0	0	0	0	CBUQ	Bom	0	
460,440	E	CBUQ	X																		0	0	0	0	0	CBUQ	Bom	0	
460,480	D	CBUQ	X																		0	0	0	0	0	CBUQ	Bom	0	
460,520	E	CBUQ	X																		0	0	0	0	0	CBUQ	Bom	0	
460,560	D	CBUQ	X																		0	0	0	0	0	CBUQ	Bom	0	
460,600	E	CBUQ	X																		0	0	0	0	0	CBUQ	Bom	0	
460,640	D	CBUQ	X																		0	0	0	0	0	CBUQ	Bom	0	
460,680	E	CBUQ	X																		0	0	0	0	0	CBUQ	Bom	0	
460,720	D	CBUQ	X																		0	0	0	0	0	CBUQ	Bom	0	
460,760	E	CBUQ	X																		0	0	0	0	0	CBUQ	Bom	0	
460,800	D	CBUQ	X																		0	0	0	0	0	CBUQ	Bom	0	
460,840	E	CBUQ	X																		0	0	0	0	0	CBUQ	Bom	0	
460,880	D	CBUQ	X																		0	0	0	0	0	CBUQ	Bom	0	
460,920	E	CBUQ	X																		0	0	0	0	0	CBUQ	Bom	0	
460,960	D	CBUQ	X																		0	0	0	0	0	CBUQ	Bom	0	
461,000	E	CBUQ	X																		0	0	0	0	0	CBUQ	Bom	0	largura acost. 2m
461,040	D	CBUQ	X																		0	0	0	0	0	CBUQ	Bom	0	
461,080	E	CBUQ	X																		0	0	0	0	0	CBUQ	Bom	0	
461,120	D	CBUQ	X																		0	0	0	0	0	CBUQ	Bom	0	
461,160	E	CBUQ	X																		0	0	0	0	0	CBUQ	Bom	0	
461,200	D	CBUQ	X																		0	0	0	0	0	CBUQ	Bom	0	
461,240	E	CBUQ	X																		0	0	0	0	0	CBUQ	Bom	0	
461,280	D	CBUQ	X																		0	0	0	0	0	CBUQ	Bom	0	
461,320	E	CBUQ	X																		0	0	0	0	0	CBUQ	Bom	0	
461,360	D	CBUQ	X																		0	0	0	0	0	CBUQ	Bom	0	
461,400	E	CBUQ	X																		0	0	0	0	0	CBUQ	Bom	0	
461,440	D	CBUQ	X																		0	0	0	0	0	CBUQ	Bom	0	
461,480	E	CBUQ	X																		0	0	0	0	0	CBUQ	Bom	0	
461,520	D	CBUQ					X														0	0	0	3	0	CBUQ	Bom	0	

INVENTÁRIO DO ESTADO DA SUPERFÍCIE DO PAVIMENTO																									DNIT-PRO 06			
RODOVIA: BR-116 (MG)										SEGMENTO: 0,000 ao 817,000															DATA: 03/2007			
TRECHO: Div. BA/MG - Div. MG/RJ										AVALIADOR: Gerson										PISTA: Simples					FOLHA:			
km	Faixa	Pista Tipo Rev.	OK	FC-1			FC-2		FC-3		AF	O	P	EX	D	R	ALC	ATC	DG	Flecha		% de Área			ACOSTAMENTO			
				FI	TTC	TLC	J	TB	JE	E										TRI	TRE	FC-1	FC-2	FC-3	Tipo	Estado	Deg cm	OBS.
				(1)	(1)	(1)	(2)	(2)	(3)	(3)																		
461,560	E	CBUQ	X																	0	0	0	0	0	CBUQ	Bom	0	
461,600	D	CBUQ	X																	0	0	0	0	0	CBUQ	Bom	0	
461,640	E	CBUQ	X																	0	0	0	0	0	CBUQ	Bom	0	
461,680	D	CBUQ				X														0	0	3	0	0	CBUQ	Bom	0	
461,720	E	CBUQ	X																	0	0	0	0	0	CBUQ	Bom	0	
461,760	D	CBUQ	X																	0	0	0	0	0	CBUQ	Bom	0	
461,800	E	CBUQ	X																	0	0	0	0	0	CBUQ	Bom	0	
461,840	D	CBUQ	X																	0	0	0	0	0	CBUQ	Bom	0	
461,880	E	CBUQ	X																	0	0	0	0	0	CBUQ	Bom	0	
461,920	D	CBUQ	X																	0	0	0	0	0	CBUQ	Bom	0	
461,960	E	CBUQ			X	X														0	0	10	0	0	CBUQ	Bom	0	
462,000	D	CBUQ	X																	0	0	0	0	0	CBUQ	Bom	0	largura acost. 2m
462,040	E	CBUQ	X																	0	0	0	0	0	CBUQ	Bom	0	
462,080	D	CBUQ	X																	0	0	0	0	0	CBUQ	Bom	0	
462,120	E	CBUQ				X														0	0	3	0	0	CBUQ	Bom	0	
462,160	D	CBUQ	X																	0	0	0	0	0	CBUQ	Bom	0	
462,200	E	CBUQ				X														0	0	3	0	0	CBUQ	Bom	0	
462,240	D	CBUQ	X																	0	0	0	0	0	CBUQ	Bom	0	
462,280	E	CBUQ	X																	0	0	0	0	0	CBUQ	Bom	0	
462,320	D	CBUQ	X																	0	0	0	0	0	CBUQ	Bom	0	
462,360	E	CBUQ	X																	0	0	0	0	0	CBUQ	Bom	0	
462,400	D	CBUQ	X																	0	0	0	0	0	CBUQ	Bom	0	
462,440	E	CBUQ										X								0	0	0	0	0	CBUQ	Bom	0	
462,480	D	CBUQ	X																	0	0	0	0	0	CBUQ	Bom	0	
462,520	E	CBUQ	X																	0	0	0	0	0	CBUQ	Bom	0	
462,560	D	CBUQ	X																	0	0	0	0	0	CBUQ	Bom	0	
462,600	E	CBUQ	X																	0	0	0	0	0	CBUQ	Bom	0	
462,640	D	CBUQ	X																	0	0	0	0	0	CBUQ	Bom	0	
462,680	E	CBUQ	X																	0	0	5	0	0	CBUQ	Bom	0	
462,720	D	CBUQ			X	X														0	0	0	0	0	CBUQ	Bom	0	
462,760	E	CBUQ	X																	0	0	0	0	0	CBUQ	Bom	0	
462,800	D	CBUQ	X																	0	0	0	0	0	CBUQ	Bom	0	
462,840	E	CBUQ	X																	0	0	0	0	0	CBUQ	Bom	0	

INVENTÁRIO DO ESTADO DA SUPERFÍCIE DO PAVIMENTO																									DNIT-PRO 06				
RODOVIA: BR-116 (MG)										SEGMENTO: 0,000 ao 817,000										DATA: 03/2007									
TRECHO: Div. BA/MG - Div. MG/RJ										AVALIADOR: Gerson										PISTA: Simples					FOLHA:				
km	Faixa	Pista Tipo Rev.	OK	FC-1			FC-2		FC-3		AF	O	P	EX	D	R	ALC	ATC	DG	Flecha		% de Área			ACOSTAMENTO				
				FI	TTC	TLC	J	TB	JE	E										TRI	TRE	FC-1	FC-2	FC-3	Tipo	Estado	Deg cm	OBS.	
				(1)	(1)	(1)	(2)	(2)	(3)	(3)																			(4)
462,880	D	CBUQ	X																	0	0	3	0	0	CBUQ	Bom	0		
462,920	E	CBUQ			X	X														0	0	0	0	0	CBUQ	Bom	0		
462,960	D	CBUQ	X																	0	0	0	0	0	CBUQ	Bom	0		
463,000	E	CBUQ	X																	0	0	0	0	0	CBUQ	Bom	0	largura acost. 2m	
463,040	D	CBUQ			X	X														0	0	10	0	0	CBUQ	Bom	0		
463,080	E	CBUQ			X	X														0	0	5	0	0	CBUQ	Bom	0		
463,120	D	CBUQ			X	X														0	0	5	0	0	CBUQ	Bom	0		
463,160	E	CBUQ			X	X									X					0	0	20	0	0	CBUQ	Bom	0		
463,200	D	CBUQ			X															0	0	5	0	0	CBUQ	Bom	0		
463,240	E	CBUQ	X																	0	0	0	0	0	CBUQ	Bom	0		
463,280	D	CBUQ	X																	0	0	0	0	0	CBUQ	Bom	0		
463,320	E	CBUQ	X																	0	0	0	0	0	CBUQ	Bom	0		
463,360	D	CBUQ	X																	0	0	0	0	0	CBUQ	Bom	0		
463,400	E	CBUQ	X																	0	0	0	0	0	CBUQ	Bom	0		
463,440	D	CBUQ			X	X														0	0	0	0	0	CBUQ	Bom	0		
463,480	E	CBUQ				X														0	0	5	0	0	CBUQ	Bom	0		
463,520	D	CBUQ				X														0	0	3	0	0	CBUQ	Bom	0		
463,560	E	CBUQ	X																	0	0	3	0	0	CBUQ	Bom	0		
463,600	D	CBUQ	X																	0	0	0	0	0	CBUQ	Bom	0		
463,640	E	CBUQ	X																	0	0	0	0	0	CBUQ	Bom	0		
463,680	D	CBUQ	X																	0	0	0	0	0	CBUQ	Bom	0		
463,720	E	CBUQ	X																	0	0	0	0	0	CBUQ	Bom	0		
463,760	D	CBUQ	X																	0	0	0	0	0	CBUQ	Bom	0		
463,800	E	CBUQ	X																	0	0	0	0	0	CBUQ	Bom	0		
463,840	D	CBUQ	X																	0	0	0	0	0	CBUQ	Bom	0		
463,880	E	CBUQ	X																	0	0	0	0	0	CBUQ	Bom	0		
463,920	D	CBUQ			X	X														0	0	5	0	0	CBUQ	Bom	0		
463,960	E	CBUQ	X																	0	0	0	0	0	CBUQ	Bom	0		
464,000	D	CBUQ					X													0	0	0	20	0	CBUQ	Bom	0	largura acost. 2m	
464,040	E	CBUQ		X																0	0	10	0	0	CBUQ	Bom	0		
464,080	D	CBUQ			X	X														0	0	15	0	0	CBUQ	Bom	0		
464,120	E	CBUQ	X																	0	0	0	0	0	CBUQ	Bom	0		
464,160	D	CBUQ	X																	0	0	0	0	0	CBUQ	Bom	0		

INVENTÁRIO DO ESTADO DA SUPERFÍCIE DO PAVIMENTO																									DNIT-PRO 06									
RODOVIA: BR-116 (MG)															SEGMENTO: 0,000 ao 817,000										DATA: 03/2007									
TRECHO: Div. BA/MG - Div. MG/RJ															AVALIADOR: Gerson										PISTA: Simples					FOLHA:				
km	Faixa	Pista Tipo Rev.	OK	FC-1			FC-2		FC-3		AF	O	P	EX	D	R	ALC	ATC	DG	Flecha		% de Área			ACOSTAMENTO									
				FI	TTC	TLC	J	TB	JE	E										TRI	TRE	FC-1	FC-2	FC-3	Tipo	Estado	Deg cm	OBS.						
				(1)	(1)	(1)	(2)	(2)	(3)	(3)										(4)	(5)	(5)	(6)	(7)	(8)									
464,200	E	CBUQ										X								0	0	0	0	0	CBUQ	Bom	0							
464,240	D	CBUQ		X																0	0	20	0	0	CBUQ	Bom	0							
464,280	E	CBUQ		X																0	0	30	0	0	CBUQ	Bom	0							
464,320	D	CBUQ			X	X														0	0	20	0	0	CBUQ	Bom	0							
464,360	E	CBUQ	X																	0	0	0	0	0	CBUQ	Bom	0							
464,400	D	CBUQ		X																0	0	20	0	0	CBUQ	Bom	0							
464,440	E	CBUQ	X																	0	0	0	0	0	CBUQ	Bom	0							
464,480	D	CBUQ					X													0	0	0	10	0	CBUQ	Bom	0							
464,520	E	CBUQ	X																	0	0	0	0	0	CBUQ	Bom	0							
464,560	D	CBUQ	X																	0	0	0	0	0	CBUQ	Bom	0							
464,600	E	CBUQ			X	X														0	0	10	0	0	CBUQ	Bom	0							
464,640	D	CBUQ	X																	0	0	0	0	0	CBUQ	Bom	0							
464,680	E	CBUQ	X																	0	0	0	0	0	CBUQ	Bom	0							
464,720	D	CBUQ			X	X														0	0	5	0	0	CBUQ	Bom	0							
464,760	E	CBUQ			X	X														0	0	3	0	0	CBUQ	Bom	0							
464,800	D	CBUQ	X																	0	0	0	0	0	CBUQ	Bom	0							
464,840	E	CBUQ	X																	0	0	0	0	0	CBUQ	Bom	0							
464,880	D	CBUQ	X																	0	0	0	0	0	CBUQ	Bom	0							
464,920	E	CBUQ	X																	0	0	0	0	0	CBUQ	Bom	0							
464,960	D	CBUQ			X	X														0	0	3	0	0	CBUQ	Bom	0							
465,000	E	CBUQ			X															0	0	3	0	0	CBUQ	Bom	0	largura acost. 2m						
465,040	D	CBUQ			X	X														0	0	5	0	0	CBUQ	Bom	0							
465,080	E	CBUQ	X																	0	0	0	0	0	CBUQ	Bom	0							
465,120	D	CBUQ	X																	0	0	0	0	0	CBUQ	Bom	0							
465,160	E	CBUQ	X																	0	0	0	0	0	CBUQ	Bom	0							
465,200	D	CBUQ				X														0	0	5	0	0	CBUQ	Bom	0							
465,240	E	CBUQ										X								0	0	0	0	0	CBUQ	Bom	0							
465,280	D	CBUQ	X																	0	0	0	0	0	CBUQ	Bom	0							
465,320	E	CBUQ	X																	0	0	0	0	0	CBUQ	Bom	0							
465,360	D	CBUQ	X																	0	0	0	0	0	CBUQ	Bom	0							
465,400	E	CBUQ	X																	0	0	0	0	0	CBUQ	Bom	0							
465,440	D	CBUQ	X																	0	0	0	0	0	CBUQ	Bom	0							
465,480	E	CBUQ	X																	0	0	0	0	0	CBUQ	Bom	0							

INVENTÁRIO DO ESTADO DA SUPERFICIE DO PAVIMENTO																										DNIT-PRO 06			
RODOVIA: BR-116 (MG)													SEGMENTO: 0,000 ao 817,000													DATA: 03/2007			
TRECHO: Div. BA/MG - Div. MG/RJ													AVALIADOR: Gerson													PISTA: Simples		FOLHA:	
km	Faixa	Pista Tipo Rev.	OK	FC-1			FC-2		FC-3		AF	O	P	EX	D	R	ALC	ATC	DG	Flecha		% de Área			ACOSTAMENTO				
				FI	TTC	TLC	J	TB	JE	E										TRI	TRE	FC-1	FC-2	FC-3	Tipo	Estado	Deg cm	OBS.	
				(1)	(1)	(1)	(2)	(2)	(3)	(3)																			(4)
465,520	D	CBUQ	X																	0	0	0	0	0	CBUQ	Bom	0		
465,560	E	CBUQ	X																	0	0	0	0	0	CBUQ	Bom	0		
465,600	D	CBUQ	X																	0	0	0	0	0	CBUQ	Bom	0		
465,640	E	CBUQ	X																	0	0	0	0	0	CBUQ	Bom	0		
465,680	D	CBUQ	X																	0	0	0	0	0	CBUQ	Bom	0		
465,720	E	CBUQ	X																	0	0	0	0	0	CBUQ	Bom	0		
465,760	D	CBUQ	X																	0	0	0	0	0	CBUQ	Bom	0		
465,800	E	CBUQ	X																	0	0	0	0	0	CBUQ	Bom	0		
465,840	D	CBUQ			X	X														0	0	10	0	0	CBUQ	Bom	0		
465,880	E	CBUQ	X																	0	0	0	0	0	CBUQ	Bom	0		
465,920	D	CBUQ			X	X														0	0	15	0	0	CBUQ	Bom	0		
465,960	E	CBUQ	X																	0	0	0	0	0	CBUQ	Bom	0		
466,000	D	CBUQ			X	X														0	0	5	0	0	CBUQ	Bom	0	largura acost. 2m	
466,040	E	CBUQ	X																	0	0	0	0	0	CBUQ	Bom	0		
466,080	D	CBUQ	X																	0	0	0	0	0	CBUQ	Bom	0		
466,120	E	CBUQ	X																	0	0	0	0	0	CBUQ	Bom	0		
466,160	D	CBUQ	X																	0	0	0	0	0	CBUQ	Bom	0		
466,200	E	CBUQ	X																	0	0	0	0	0	CBUQ	Bom	0		
466,240	D	CBUQ	X																	0	0	0	0	0	CBUQ	Bom	0		
466,280	E	CBUQ	X																	0	0	0	0	0	CBUQ	Bom	0		
466,320	D	CBUQ		X																0	0	20	0	0	CBUQ	Bom	0		
466,360	E	CBUQ	X																	0	0	0	0	0	CBUQ	Bom	0		
466,400	D	CBUQ		X																0	0	15	0	0	CBUQ	Bom	0		
466,440	E	CBUQ		X																0	0	10	0	0	CBUQ	Bom	0		
466,480	D	CBUQ		X																0	0	20	0	0	CBUQ	Bom	0		
466,520	E	CBUQ		X																4	4	10	0	0	CBUQ	Bom	0		
466,560	D	CBUQ		X																0	0	15	0	0	CBUQ	Bom	0		
466,600	E	CBUQ																		4	4	0	0	0	CBUQ	Bom	0		
466,640	D	CBUQ		X																0	0	10	0	0	CBUQ	Bom	0		
466,680	E	CBUQ		X																4	4	15	0	0	CBUQ	Bom	0		
466,720	D	CBUQ		X																0	0	30	0	0	CBUQ	Bom	0		
466,760	E	CBUQ		X																4	4	30	0	0	CBUQ	Bom	0		
466,800	D	CBUQ			X	X														0	0	5	0	0	CBUQ	Bom	0		

INVENTÁRIO DO ESTADO DA SUPERFÍCIE DO PAVIMENTO																									DNIT-PRO 06			
RODOVIA: BR-116 (MG)																		SEGMENTO: 0,000 ao 817,000							DATA: 03/2007			
TRECHO: Div. BA/MG - Div. MG/RJ																		AVALIADOR: Gerson							PISTA: Simples		FOLHA:	
km	Faixa	Pista Tipo Rev.	OK	FC-1			FC-2		FC-3		AF	O	P	EX	D	R	ALC	ATC	DG	Flecha mm		% de Área			ACOSTAMENTO			
				FI	TTC	TLC	J	TB	JE	E										TRI	TRE	FC-1	FC-2	FC-3	Tipo	Estado	Deg cm	OBS.
				(1)	(1)	(1)	(2)	(2)	(3)	(3)										(4)	(5)	(5)	(6)	(7)	(8)			
466,840	E	CBUQ			X	X														0	0	10	0	0	CBUQ	Bom	0	
466,880	D	CBUQ	X																	0	0	0	0	0	CBUQ	Bom	0	
466,920	E	CBUQ			X	X							X							0	0	10	0	0	CBUQ	Bom	0	
466,960	D	CBUQ			X	X														0	0	5	0	0	CBUQ	Bom	0	
467,000	E	CBUQ	X																	0	0	0	0	0	CBUQ	Bom	0	largura acost. 2m
467,040	D	CBUQ			X	X														0	0	10	0	0	CBUQ	Bom	0	
467,080	E	CBUQ			X	X														0	0	15	0	0	CBUQ	Bom	0	
467,120	D	CBUQ	X																	0	0	0	0	0	CBUQ	Bom	0	
467,160	E	CBUQ	X																	0	0	0	0	0	CBUQ	Bom	0	
467,200	D	CBUQ	X																	0	0	0	0	0	CBUQ	Bom	0	
467,240	E	CBUQ	X																	0	0	0	0	0	CBUQ	Bom	0	
467,280	D	CBUQ	X																	0	0	0	0	0	CBUQ	Bom	0	
467,320	E	CBUQ	X																	0	0	0	0	0	CBUQ	Bom	0	
467,360	D	CBUQ	X																	0	0	0	0	0	CBUQ	Bom	0	
467,400	E	CBUQ	X																	0	0	0	0	0	CBUQ	Bom	0	
467,440	D	CBUQ				X														0	0	3	0	0	CBUQ	Bom	0	
467,480	E	CBUQ	X																	0	0	0	0	0	CBUQ	Bom	0	
467,520	D	CBUQ			X															0	0	5	0	0	CBUQ	Bom	0	
467,560	E	CBUQ	X																	0	0	0	0	0	CBUQ	Bom	0	
467,600	D	CBUQ					X													0	0	0	10	0	CBUQ	Bom	0	
467,640	E	CBUQ	X																	0	0	0	0	0	CBUQ	Bom	0	
467,680	D	CBUQ	X																	0	0	0	0	0	CBUQ	Bom	0	inicio 3º faixa direita
467,720	E	CBUQ	X																	0	0	0	0	0	CBUQ	Bom	0	
467,760	D	CBUQ				X														0	0	0	0	0	CBUQ	Bom	0	
467,800	E	CBUQ	X																	0	0	3	0	0	CBUQ	Bom	0	
467,840	D	CBUQ			X	X														0	0	0	0	0	CBUQ	Bom	0	
467,880	E	CBUQ	X																	0	0	10	0	0	CBUQ	Bom	0	
467,920	D	CBUQ			X	X														0	0	0	0	0	CBUQ	Bom	0	
467,960	E	CBUQ	X																	0	0	10	0	0	CBUQ	Bom	0	
468,000	D	CBUQ			X															0	0	5	0	0	CBUQ	Bom	0	largura acost. 2m
468,040	E	CBUQ	X																	0	0	0	0	0	CBUQ	Bom	0	
468,080	D	CBUQ	X																	0	0	0	0	0	CBUQ	Bom	0	
468,120	E	CBUQ	X																	0	0	0	0	0	CBUQ	Bom	0	

INVENTÁRIO DO ESTADO DA SUPERFÍCIE DO PAVIMENTO																									DNIT-PRO 06				
RODOVIA: BR-116 (MG)										SEGMENTO: 0,000 ao 817,000															DATA: 03/2007				
TRECHO: Div. BA/MG - Div. MG/RJ										AVALIADOR: Gerson										PISTA: Simples					FOLHA:				
km	Faixa	Pista Tipo Rev.	OK	FC-1			FC-2		FC-3		AF	O	P	EX	D	R	ALC	ATC	DG	Flecha		% de Área			ACOSTAMENTO				
				FI	TTC	TLC	J	TB	JE	E										TRI	TRE	FC-1	FC-2	FC-3	Tipo	Estado	Deg cm	OBS.	
				(1)	(1)	(1)	(2)	(2)	(3)	(3)										(4)	(5)	(5)	(6)	(7)	(8)				
468,160	D	CBUQ	X																	0	0	0	0	0	CBUQ	Bom	0		
468,200	E	CBUQ					X													0	0	0	30	0	CBUQ	Bom	0		
468,240	D	CBUQ	X																	0	0	0	0	0	CBUQ	Bom	0		
468,280	E	CBUQ					X					X								0	0	0	10	0	CBUQ	Bom	0		
468,320	D	CBUQ					X													0	0	0	15	0	CBUQ	Bom	0		
468,360	E	CBUQ					X													0	0	0	70	0	CBUQ	Bom	0		
468,400	D	CBUQ					X													0	0	0	30	0	CBUQ	Bom	0		
468,440	E	CBUQ	X																	0	0	0	0	0	CBUQ	Bom	0		
468,480	D	CBUQ					X													0	0	0	60	0	CBUQ	Bom	0		
468,520	E	CBUQ	X																	0	0	0	0	0	CBUQ	Bom	0		
468,560	D	CBUQ		X																0	0	50	0	0	CBUQ	Bom	0		
468,600	E	CBUQ		X																0	0	20	0	0	CBUQ	Bom	0		
468,640	D	CBUQ					X							X						0	0	0	40	0	CBUQ	Bom	0		
468,680	E	CBUQ					X													0	0	0	15	0	CBUQ	Bom	0		
468,720	D	CBUQ	X																	0	0	0	0	0	CBUQ	Bom	0		
468,760	E	CBUQ		X								X								0	0	0	10	0	CBUQ	Bom	0		
468,800	D	CBUQ							X			X								0	0	0	0	0	CBUQ	Bom	0		
468,840	E	CBUQ		X																0	0	20	0	0	CBUQ	Bom	0		
468,880	D	CBUQ							X											0	0	0	0	0	CBUQ	Bom	0		
468,920	E	CBUQ		X																0	0	15	0	0	CBUQ	Bom	0		
468,960	D	CBUQ							X											50	50	0	0	0	CBUQ	Bom	0		
469,000	E	CBUQ	X																	0	0	0	0	0	CBUQ	Bom	0	largura acost. 2m	
469,040	D	CBUQ										X								0	0	0	0	0	CBUQ	Bom	0		
469,080	E	CBUQ	X																	0	0	0	0	0	CBUQ	Bom	0		
469,120	D	CBUQ		X																4	4	10	0	0	CBUQ	Bom	0		
469,160	E	CBUQ	X																	0	0	0	0	0	CBUQ	Bom	0		
469,200	D	CBUQ										X								0	0	0	0	0	CBUQ	Bom	0		
469,240	E	CBUQ		X										X						0	0	20	0	0	CBUQ	Bom	0		
469,280	D	CBUQ		X								X								0	0	10	0	0	CBUQ	Bom	0		
469,320	E	CBUQ							X											0	0	0	0	30	CBUQ	Bom	0		
469,360	D	CBUQ																		50	50	0	0	0	CBUQ	Bom	0		
469,400	E	CBUQ	X																	0	0	0	0	0	CBUQ	Bom	0		
469,440	D	CBUQ										X								0	0	0	0	0	CBUQ	Bom	0		

INVENTÁRIO DO ESTADO DA SUPERFÍCIE DO PAVIMENTO																									DNIT-PRO 06					
RODOVIA: BR-116 (MG)																		SEGMENTO: 0,000 ao 817,000							DATA: 03/2007					
TRECHO: Div. BA/MG - Div. MG/RJ																		AVALIADOR: Gerson							PISTA: Simples			FOLHA:		
km	Faixa	Pista Tipo Rev.	OK	FC-1			FC-2		FC-3		AF	O	P	EX	D	R	ALC	ATC	DG	Flecha		% de Área			ACOSTAMENTO					
				FI	TTC	TLC	J	TB	JE	E										TRI	TRE	FC-1	FC-2	FC-3	Tipo	Estado	Deg cm	OBS.		
				(1)	(1)	(1)	(2)	(2)	(3)	(3)										(4)	(5)	(5)	(6)	(7)	(8)					
469,480	E	CBUQ	X																	0	0	0	0	0	CBUQ	Bom	0			
469,520	D	CBUQ									X									0	0	0	0	0	CBUQ	Bom	0			
469,560	E	CBUQ					X													0	0	0	20	0	CBUQ	Bom	0			
469,600	D	CBUQ	X																	0	0	0	0	0	CBUQ	Bom	0			
469,640	E	CBUQ					X													0	0	0	30	0	CBUQ	Bom	0			
469,680	D	CBUQ									X									0	0	0	0	0	CBUQ	Bom	0			
469,720	E	CBUQ									X		X							0	0	0	0	0	CBUQ	Bom	0			
469,760	D	CBUQ	X																	0	0	0	0	0	CBUQ	Bom	0			
469,800	E	CBUQ	X																	0	0	0	0	0	CBUQ	Bom	0			
469,840	D	CBUQ	X																	0	0	0	0	0	CBUQ	Bom	0			
469,880	E	CBUQ	X																	0	0	0	0	0	CBUQ	Bom	0	final 3º faixa direita		
469,920	D	CBUQ	X																	0	0	0	0	0	CBUQ	Bom	0			
469,960	E	CBUQ	X																	0	0	0	0	0	CBUQ	Bom	0			
470,000	D	CBUQ	X																	0	0	0	0	0	CBUQ	Bom	0	largura acost. 2m		
470,040	E	CBUQ	X																	0	0	0	0	0	CBUQ	Bom	0			
470,080	D	CBUQ	X																	0	0	0	0	0	CBUQ	Bom	0			
470,120	E	CBUQ	X																	0	0	0	0	0	CBUQ	Bom	0			
470,160	D	CBUQ	X																	0	0	0	0	0	CBUQ	Bom	0			
470,200	E	CBUQ					X													0	0	0	15	0	CBUQ	Bom	0			
470,240	D	CBUQ			X	X														0	0	10	0	0	CBUQ	Bom	0			
470,280	E	CBUQ	X																	0	0	0	0	0	CBUQ	Bom	0			
470,320	D	CBUQ					X													0	0	0	10	0	CBUQ	Bom	0			
470,360	E	CBUQ	X																	0	0	0	0	0	CBUQ	Bom	0			
470,400	D	CBUQ	X																	0	0	0	0	0	CBUQ	Bom	0			
470,440	E	CBUQ					X													0	0	0	5	0	CBUQ	Bom	0			
470,480	D	CBUQ	X																	0	0	0	0	0	CBUQ	Bom	0			
470,520	E	CBUQ					X													0	0	0	5	0	CBUQ	Bom	0			
470,560	D	CBUQ		X																0	0	30	0	0	CBUQ	Bom	0			
470,600	E	CBUQ		X																0	0	10	0	0	CBUQ	Bom	0			
470,640	D	CBUQ	X																	0	0	0	0	0	CBUQ	Bom	0			
470,680	E	CBUQ	X																	0	0	0	0	0	CBUQ	Bom	0			
470,720	D	CBUQ			X	X														0	0	5	0	0	CBUQ	Bom	0			
470,760	E	CBUQ	X																	0	0	0	0	0	CBUQ	Bom	0			

Pesquisas e Estudos de Viabilidade de PPP – Sistema Rodoviário Federal Minas Gerais
PROJETO BR 116 / BR 381

INVENTÁRIO DO ESTADO DA SUPERFÍCIE DO PAVIMENTO																											DNIT-PRO 06		
RODOVIA: BR-116 (MG)										SEGMENTO: 0,000 ao 817,000														DATA: 03/2007					
TRECHO: Div. BA/MG - Div. MG/RJ										AVALIADOR: Gerson										PISTA: Simples							FOLHA:		
km	Faixa	Pista Tipo Rev.	OK	FC-1			FC-2		FC-3		AF	O	P	EX	D	R	ALC	ATC	DG	Flecha		% de Área			ACOSTAMENTO				
				FI	TTC	TLC	J	TB	JE	E										TRI	TRE	FC-1	FC-2	FC-3	Tipo	Estado	Deg	OBS.	
				(1)	(1)	(1)	(2)	(2)	(3)	(3)										(4)	(5)	(5)	(6)	(7)	(8)	cm			
472,120	E	CBUQ	X																	0	0	0	0	0	CBUQ	Bom	0		
472,160	D	CBUQ					X													0	0	0	10	0	CBUQ	Bom	0		
472,200	E	CBUQ	X																	0	0	0	0	0	CBUQ	Bom	0		
472,240	D	CBUQ	X																	0	0	0	0	0	CBUQ	Bom	0		
472,280	E	CBUQ	X																	0	0	0	0	0	CBUQ	Bom	0		
472,320	D	CBUQ					X													0	0	0	5	0	CBUQ	Bom	0		
472,360	E	CBUQ	X																	0	0	0	0	0	CBUQ	Bom	0		
472,400	D	CBUQ					X													0	0	0	5	0	CBUQ	Bom	0		
472,440	E	CBUQ	X																	0	0	0	0	0	CBUQ	Bom	0		
472,480	D	CBUQ			X	X														0	0	10	0	0	CBUQ	Bom	0		
472,520	E	CBUQ	X																	0	0	0	0	0	CBUQ	Bom	0		
472,560	D	CBUQ			X	X														0	0	30	0	0	CBUQ	Bom	0		
472,600	E	CBUQ	X																	0	0	0	0	0	CBUQ	Bom	0		
472,640	D	CBUQ	X																	0	0	0	0	0	CBUQ	Bom	0		
472,680	E	CBUQ	X																	0	0	0	0	0	CBUQ	Bom	0		
472,720	D	CBUQ	X																	0	0	0	0	0	CBUQ	Bom	0		
472,760	E	CBUQ	X																	0	0	0	0	0	CBUQ	Bom	0		
472,800	D	CBUQ			X	X														0	0	5	0	0	CBUQ	Bom	0		
472,840	E	CBUQ			X	X														0	0	5	0	0	CBUQ	Bom	0		
472,880	D	CBUQ	X																	0	0	0	0	0	CBUQ	Bom	0		
472,920	E	CBUQ	X																	0	0	0	0	0	CBUQ	Bom	0		
472,960	D	CBUQ	X																	0	0	0	0	0	CBUQ	Bom	0		
473,000	E	CBUQ	X																	0	0	0	0	0	CBUQ	Bom	0	largura acost. 2m	
473,040	D	CBUQ			X	X														0	0	10	0	0	CBUQ	Bom	0		
473,080	E	CBUQ			X	X														0	0	3	0	0	CBUQ	Bom	0		
473,120	D	CBUQ	X																	0	0	0	0	0	CBUQ	Bom	0		
473,160	E	CBUQ	X																	0	0	0	0	0	CBUQ	Bom	0		
473,200	D	CBUQ	X																	0	0	0	0	0	CBUQ	Bom	0		
473,240	E	CBUQ										X								0	0	0	0	0	CBUQ	Bom	0		
473,280	D	CBUQ	X																	0	0	0	0	0	CBUQ	Bom	0		
473,320	E	CBUQ	X																	0	0	0	0	0	CBUQ	Bom	0		
473,360	D	CBUQ					X													0	0	0	5	0	CBUQ	Bom	0		
473,400	E	CBUQ	X																	0	0	0	0	0	CBUQ	Bom	0		

INVENTÁRIO DO ESTADO DA SUPERFÍCIE DO PAVIMENTO																									DNIT-PRO 06				
RODOVIA: BR-116 (MG)										SEGMENTO: 0,000 ao 817,000															DATA: 03/2007				
TRECHO: Div. BA/MG - Div. MG/RJ										AVALIADOR: Gerson										PISTA: Simples					FOLHA:				
km	Faixa	Pista Tipo Rev.	OK	FC-1			FC-2		FC-3		AF	O	P	EX	D	R	ALC	ATC	DG	Flecha		% de Área			ACOSTAMENTO				
				FI	TTC	TLC	J	TB	JE	E										TRI	TRE	FC-1	FC-2	FC-3	Tipo	Estado	Deg cm	OBS.	
				(1)	(1)	(1)	(2)	(2)	(3)	(3)																			
473,440	D	CBUQ	X																	0	0	0	0	0	CBUQ	Bom	0		
473,480	E	CBUQ	X																	0	0	0	0	0	CBUQ	Bom	0		
473,520	D	CBUQ	X																	0	0	0	0	0	CBUQ	Bom	0		
473,560	E	CBUQ	X																	0	0	0	0	0	CBUQ	Bom	0		
473,600	D	CBUQ	X																	0	0	0	0	0	CBUQ	Bom	0		
473,640	E	CBUQ	X																	0	0	0	0	0	CBUQ	Bom	0		
473,680	D	CBUQ	X																	0	0	0	0	0	CBUQ	Bom	0		
473,720	E	CBUQ			X	X														0	0	5	0	0	CBUQ	Bom	0		
473,760	D	CBUQ					X													0	0	0	10	0	CBUQ	Bom	0		
473,800	E	CBUQ	X																	0	0	0	0	0	CBUQ	Bom	0		
473,840	D	CBUQ	X																	0	0	0	0	0	CBUQ	Bom	0		
473,880	E	CBUQ	X																	0	0	0	0	0	CBUQ	Bom	0		
473,920	D	CBUQ	X																	0	0	0	0	0	CBUQ	Bom	0		
473,960	E	CBUQ	X																	0	0	0	0	0	CBUQ	Bom	0		
474,000	D	CBUQ			X	X														0	0	5	0	0	CBUQ	Bom	0	largura acost. 2m	
474,040	E	CBUQ	X																	0	0	0	0	0	CBUQ	Bom	0		
474,080	D	CBUQ			X	X														0	0	5	0	0	CBUQ	Bom	0		
474,120	E	CBUQ	X																	0	0	0	0	0	CBUQ	Bom	0		
474,160	D	CBUQ	X																	0	0	0	0	0	CBUQ	Bom	0		
474,200	E	CBUQ	X																	0	0	0	0	0	CBUQ	Bom	0		
474,240	D	CBUQ			X	X														0	0	20	0	0	CBUQ	Bom	0		
474,280	E	CBUQ	X																	0	0	0	0	0	CBUQ	Bom	0		
474,320	D	CBUQ	X																	0	0	0	0	0	CBUQ	Bom	0		
474,360	E	CBUQ	X																	0	0	0	0	0	CBUQ	Bom	0		
474,400	D	CBUQ	X																	0	0	0	0	0	CBUQ	Bom	0		
474,440	E	CBUQ			X	X														0	0	15	0	0	CBUQ	Bom	0		
474,480	D	CBUQ	X																	0	0	0	0	0	CBUQ	Bom	0		
474,520	E	CBUQ			X	X														0	0	10	0	0	CBUQ	Bom	0		
474,560	D	CBUQ			X	X														0	0	5	0	0	CBUQ	Bom	0		
474,600	E	CBUQ							X											0	0	0	0	10	CBUQ	Bom	0		
474,640	D	CBUQ	X																	0	0	0	0	0	CBUQ	Bom	0		
474,680	E	CBUQ			X	X														0	0	5	0	0	CBUQ	Bom	0		
474,720	D	CBUQ			X	X														0	0	20	0	0	CBUQ	Bom	0		

INVENTÁRIO DO ESTADO DA SUPERFICIE DO PAVIMENTO																											DNIT-PRO 06	
RODOVIA: BR-116 (MG)										SEGMENTO: 0,000 ao 817,000															DATA: 03/2007			
TRECHO: Div. BA/MG - Div. MG/RJ										AVALIADOR: Gerson										PISTA: Simples							FOLHA:	
km	Faixa	Pista Tipo Rev.	OK	FC-1			FC-2		FC-3		AF	O	P	EX	D	R	ALC	ATC	DG	Flecha		% de Área			ACOSTAMENTO			
				FI	TTC	TLC	J	TB	JE	E										TRI	TRE	FC-1	FC-2	FC-3	Tipo	Estado	Deg cm	OBS.
				(1)	(1)	(1)	(2)	(2)	(3)	(3)										(4)	(5)	(5)	(6)	(7)	(8)			
474,760	E	CBUQ	X																	0	0	0	0	0	CBUQ	Bom	0	
474,800	D	CBUQ	X																	0	0	0	0	0	CBUQ	Bom	0	
474,840	E	CBUQ	X																	0	0	0	0	0	CBUQ	Bom	0	
474,880	D	CBUQ	X																	0	0	0	0	0	CBUQ	Bom	0	
474,920	E	CBUQ	X																	0	0	0	0	0	CBUQ	Bom	0	
474,960	D	CBUQ	X																	0	0	0	0	0	CBUQ	Bom	0	
475,000	E	CBUQ			X	X														0	0	30	0	0	CBUQ	Bom	0	largura acost. 2m
475,040	D	CBUQ												X						0	0	0	0	0	CBUQ	Bom	0	
475,080	E	CBUQ			X	X														0	0	40	0	0	CBUQ	Bom	0	
475,120	D	CBUQ							X											0	0	0	0	30	CBUQ	Bom	0	
475,160	E	CBUQ			X	X														0	0	20	0	0	CBUQ	Bom	0	
475,200	D	CBUQ			X	X														0	0	30	0	0	CBUQ	Bom	0	
475,240	E	CBUQ			X	X														0	0	20	0	0	CBUQ	Bom	0	
475,280	D	CBUQ			X	X														0	0	15	0	0	CBUQ	Bom	0	
475,320	E	CBUQ			X	X														0	0	10	0	0	CBUQ	Bom	0	
475,360	D	CBUQ			X	X														0	0	20	0	0	CBUQ	Bom	0	
475,400	E	CBUQ			X	X														0	0	5	0	0	CBUQ	Bom	0	
475,440	D	CBUQ					X									X				0	0	0	30	0	CBUQ	Bom	0	
475,480	E	CBUQ			X	X														0	0	10	0	0	CBUQ	Bom	0	
475,520	D	CBUQ	X																	0	0	0	0	0	CBUQ	Bom	0	
475,560	E	CBUQ		X																0	0	10	0	0	CBUQ	Bom	0	
475,600	D	CBUQ					X													0	0	0	10	0	CBUQ	Bom	0	
475,640	E	CBUQ	X																	0	0	0	0	0	CBUQ	Bom	0	
475,680	D	CBUQ			X	X														0	0	15	0	0	CBUQ	Bom	0	
475,720	E	CBUQ	X																	0	0	0	0	0	CBUQ	Bom	0	
475,760	D	CBUQ		X																0	0	20	0	0	CBUQ	Bom	0	
475,800	E	CBUQ	X																	0	0	0	0	0	CBUQ	Bom	0	
475,840	D	CBUQ			X	X														0	0	10	0	0	CBUQ	Bom	0	
475,880	E	CBUQ	X																	0	0	0	0	0	CBUQ	Bom	0	
475,920	D	CBUQ		X																0	0	20	0	0	CBUQ	Bom	0	
475,960	E	CBUQ					X													0	0	10	0	0	CBUQ	Bom	0	
476,000	D	CBUQ					X													0	0	0	30	0	CBUQ	Bom	0	largura acost. 2m
476,040	E	CBUQ			X	X														0	0	5	0	0	CBUQ	Bom	0	

INVENTÁRIO DO ESTADO DA SUPERFÍCIE DO PAVIMENTO																									DNIT-PRO 06				
RODOVIA: BR-116 (MG)										SEGMENTO: 0,000 ao 817,000															DATA: 03/2007				
TRECHO: Div. BA/MG - Div. MG/RJ										AVALIADOR: Gerson										PISTA: Simples					FOLHA:				
km	Faixa	Pista Tipo Rev.	OK	FC-1			FC-2		FC-3		AF	O	P	EX	D	R	ALC	ATC	DG	Flecha		% de Área			ACOSTAMENTO				
				FI	TTC	TLC	J	TB	JE	E										TRI	TRE	FC-1	FC-2	FC-3	Tipo	Estado	Deg cm	OBS.	
				(1)	(1)	(1)	(2)	(2)	(3)	(3)										(4)	(5)	(5)	(6)	(7)	(8)				
476,080	D	CBUQ					X													0	0	0	15	0	CBUQ	Bom	0		
476,120	E	CBUQ	X																	0	0	0	0	0	CBUQ	Bom	0		
476,160	D	CBUQ					X													0	0	0	10	0	CBUQ	Bom	0		
476,200	E	CBUQ					X													0	0	0	5	0	CBUQ	Bom	0		
476,240	D	CBUQ					X													0	0	0	20	0	CBUQ	Bom	0		
476,280	E	CBUQ					X													0	0	0	15	0	CBUQ	Bom	0		
476,320	D	CBUQ					X													0	0	0	10	0	CBUQ	Bom	0		
476,360	E	CBUQ							X											0	0	0	0	30	CBUQ	Bom	0		
476,400	D	CBUQ					X													0	0	0	50	0	CBUQ	Bom	0		
476,440	E	CBUQ							X				X							0	0	0	0	50	CBUQ	Bom	0		
476,480	D	CBUQ			X	X														0	0	60	0	0	CBUQ	Bom	0		
476,520	E	CBUQ		X																0	0	10	0	0	CBUQ	Bom	0		
476,560	D	CBUQ												X						0	0	0	0	0	CBUQ	Bom	0		
476,600	E	CBUQ							X											0	0	0	0	15	CBUQ	Bom	0		
476,640	D	CBUQ					X													0	0	0	20	0	CBUQ	Bom	0		
476,680	E	CBUQ	X																	0	0	0	0	0	CBUQ	Bom	0		
476,720	D	CBUQ	X																	0	0	0	0	0	CBUQ	Bom	0		
476,760	E	CBUQ	X																	0	0	0	0	0	CBUQ	Bom	0		
476,800	D	CBUQ			X	X														0	0	15	0	0	CBUQ	Bom	0		
476,840	E	CBUQ	X																	0	0	0	0	0	CBUQ	Bom	0		
476,880	D	CBUQ			X	X														0	0	20	0	0	CBUQ	Bom	0		
476,920	E	CBUQ	X																	0	0	0	0	0	CBUQ	Bom	0		
476,960	D	CBUQ	X																	0	0	0	0	0	CBUQ	Bom	0		
477,000	E	CBUQ	X																	0	0	0	0	0	CBUQ	Bom	0	largura acost. 2m	
477,040	D	CBUQ	X																	0	0	0	0	0	CBUQ	Bom	0		
477,080	E	CBUQ	X																	0	0	0	0	0	CBUQ	Bom	0		
477,120	D	CBUQ	X																	0	0	0	0	0	CBUQ	Bom	0		
477,160	E	CBUQ			X	X														0	0	10	0	0	CBUQ	Bom	0		
477,200	D	CBUQ			X	X														0	0	20	0	0	CBUQ	Bom	0		
477,240	E	CBUQ	X																	0	0	0	0	0	CBUQ	Bom	0		
477,280	D	CBUQ			X	X														0	0	20	0	0	CBUQ	Bom	0		
477,320	E	CBUQ			X	X														0	0	30	0	0	CBUQ	Bom	0		
477,360	D	CBUQ			X	X														0	0	40	0	0	CBUQ	Bom	0		

INVENTÁRIO DO ESTADO DA SUPERFÍCIE DO PAVIMENTO																									DNIT-PRO 06				
RODOVIA: BR-116 (MG)										SEGMENTO: 0,000 ao 817,000										DATA: 03/2007									
TRECHO: Div. BA/MG - Div. MG/RJ										AVALIADOR: Gerson										PISTA: Simples					FOLHA:				
km	Faixa	Pista Tipo Rev.	OK	FC-1			FC-2		FC-3		AF	O	P	EX	D	R	ALC	ATC	DG	Flecha		% de Área			ACOSTAMENTO				
				FI	TTC	TLC	J	TB	JE	E										TRI	TRE	FC-1	FC-2	FC-3	Tipo	Estado	Deg	OBS.	
				(1)	(1)	(1)	(2)	(2)	(3)	(3)										(4)	(5)	(5)	(6)	(7)	(8)	cm			
477,400	E	CBUQ	X																	0	0	0	0	0	CBUQ	Bom	0		
477,440	D	CBUQ	X																	0	0	0	0	0	CBUQ	Bom	0		
477,480	E	CBUQ	X																	0	0	0	0	0	CBUQ	Bom	0		
477,520	D	CBUQ			X	X														0	0	5	0	0	CBUQ	Bom	0		
477,560	E	CBUQ			X	X														0	0	15	0	0	CBUQ	Bom	0		
477,600	D	CBUQ	X																	0	0	0	0	0	CBUQ	Bom	0		
477,640	E	CBUQ	X																	0	0	0	0	0	CBUQ	Bom	0		
477,680	D	CBUQ			X	X														0	0	10	0	0	CBUQ	Bom	0		
477,720	E	CBUQ	X																	0	0	0	0	0	CBUQ	Bom	0		
477,760	D	CBUQ	X																	0	0	0	0	0	CBUQ	Bom	0		
477,800	E	CBUQ							X											0	0	0	0	20	CBUQ	Bom	0		
477,840	D	CBUQ			X	X														0	0	5	0	0	CBUQ	Bom	0		
477,880	E	CBUQ							X				X							0	0	0	0	15	CBUQ	Bom	0		
477,920	D	CBUQ		X																0	0	20	0	0	CBUQ	Bom	0		
477,960	E	CBUQ							X											0	0	0	0	10	CBUQ	Bom	0		
478,000	D	CBUQ	X																	0	0	0	0	0	CBUQ	Bom	0	largura acost. 2m	
478,040	E	CBUQ							X							X				0	0	0	0	30	CBUQ	Bom	0		
478,080	D	CBUQ			X	X														0	0	20	0	0	CBUQ	Bom	0		
478,120	E	CBUQ							X							X				0	0	0	0	15	CBUQ	Bom	0		
478,160	D	CBUQ		X																0	0	10	0	0	CBUQ	Bom	0		
478,200	E	CBUQ	X																	0	0	0	0	0	CBUQ	Bom	0		
478,240	D	CBUQ			X	X														0	0	3	0	0	CBUQ	Bom	0		
478,280	E	CBUQ		X																0	0	10	0	0	CBUQ	Bom	0		
478,320	D	CBUQ							X											0	0	0	0	5	CBUQ	Bom	0		
478,360	E	CBUQ			X	X														0	0	20	0	0	CBUQ	Bom	0		
478,400	D	CBUQ					X													0	0	0	15	0	CBUQ	Bom	0		
478,440	E	CBUQ					X													0	0	0	5	0	CBUQ	Bom	0		
478,480	D	CBUQ	X																	0	0	0	0	0	CBUQ	Bom	0		
478,520	E	CBUQ			X	X														0	0	15	0	0	CBUQ	Bom	0		
478,560	D	CBUQ	X																	0	0	0	0	0	CBUQ	Bom	0		
478,600	E	CBUQ			X	X														0	0	10	0	0	CBUQ	Bom	0		
478,640	D	CBUQ			X	X														0	0	5	0	0	CBUQ	Bom	0		
478,680	E	CBUQ							X											0	0	0	0	20	CBUQ	Bom	0		

INVENTÁRIO DO ESTADO DA SUPERFÍCIE DO PAVIMENTO																											DNIT-PRO 06					
RODOVIA: BR-116 (MG)																	SEGMENTO: 0,000 ao 817,000										DATA: 03/2007					
TRECHO: Div. BA/MG - Div. MG/RJ																	AVALIADOR: Gerson										PISTA: Simples			FOLHA:		
km	Faixa	Pista Tipo Rev.	OK	FC-1			FC-2		FC-3		AF	O	P	EX	D	R	ALC	ATC	DG	Flecha		% de Área			ACOSTAMENTO							
				FI	TTC	TLC	J	TB	JE	E										TRI	TRE	FC-1	FC-2	FC-3	Tipo	Estado	Deg cm	OBS.				
				(1)	(1)	(1)	(2)	(2)	(3)	(3)										(4)	(5)	(5)	(6)	(7)	(8)							
478,720	D	CBUQ			X	X														0	0	10	0	0	CBUQ	Bom	0					
478,760	E	CBUQ							X					X						0	0	0	0	30	CBUQ	Bom	0					
478,800	D	CBUQ					X													0	0	0	20	0	CBUQ	Bom	0					
478,840	E	CBUQ							X											0	0	0	0	20	CBUQ	Bom	0					
478,880	D	CBUQ			X	X														0	0	5	0	0	CBUQ	Bom	0					
478,920	E	CBUQ			X	X														0	0	10	0	0	CBUQ	Bom	0					
478,960	D	CBUQ		X	X	X														1	4	30	0	0	CBUQ	Bom	0					
479,000	E	CBUQ		X										X						3	5	15	0	0	CBUQ	Bom	0	largura acost. 2m				
479,040	D	CBUQ		X								X								0	0	20	0	0	CBUQ	Bom	0					
479,080	E	CBUQ		X								X								0	0	10	0	0	CBUQ	Bom	0					
479,120	D	CBUQ			X	X														0	0	10	0	0	CBUQ	Bom	0					
479,160	E	CBUQ		X																0	0	10	0	0	CBUQ	Bom	0					
479,200	D	CBUQ			X															0	0	5	0	0	CBUQ	Bom	0					
479,240	E	CBUQ	X																	0	0	0	0	0	CBUQ	Bom	0					
479,280	D	CBUQ	X																	0	0	0	0	0	CBUQ	Bom	0					
479,320	E	CBUQ	X																	0	0	0	0	0	CBUQ	Bom	0					
479,360	D	CBUQ	X																	0	0	0	0	0	CBUQ	Bom	0					
479,400	E	CBUQ	X																	0	0	0	0	0	CBUQ	Bom	0					
479,440	D	CBUQ										X								0	0	0	0	0	CBUQ	Bom	0					
479,480	E	CBUQ	X																	0	0	0	0	0	CBUQ	Bom	0					
479,520	D	CBUQ	X																	0	0	0	0	0	CBUQ	Bom	0					
479,560	E	CBUQ	X																	0	0	0	0	0	CBUQ	Bom	0					
479,600	D	CBUQ			X	X						X								0	0	5	0	0	CBUQ	Bom	0					
479,640	E	CBUQ	X																	0	0	0	0	0	CBUQ	Bom	0					
479,680	D	CBUQ	X																	0	0	0	0	0	CBUQ	Bom	0					
479,720	E	CBUQ			X	X														0	0	10	0	0	CBUQ	Bom	0					
479,760	D	CBUQ	X																	0	0	0	0	0	CBUQ	Bom	0					
479,800	E	CBUQ	X		X	X														0	0	5	0	0	CBUQ	Bom	0					
479,840	D	CBUQ	X																	0	0	0	0	0	CBUQ	Bom	0					
479,880	E	CBUQ	X																	0	0	0	0	0	CBUQ	Bom	0					
479,920	D	CBUQ												X						0	0	0	0	0	CBUQ	Bom	0					
479,960	E	CBUQ		X																0	0	20	0	0	CBUQ	Bom	0					
480,000	D	CBUQ												X						0	0	0	0	0	CBUQ	Bom	0	largura acost. 2m				

INVENTÁRIO DO ESTADO DA SUPERFÍCIE DO PAVIMENTO																									DNIT-PRO 06				
RODOVIA: BR-116 (MG)										SEGMENTO: 0,000 ao 817,000															DATA: 03/2007				
TRECHO: Div. BA/MG - Div. MG/RJ										AVALIADOR: Gerson										PISTA: Simples					FOLHA:				
km	Faixa	Pista Tipo Rev.	OK	FC-1			FC-2		FC-3		AF	O	P	EX	D	R	ALC	ATC	DG	Flecha mm		% de Área			ACOSTAMENTO				
				FI	TTC	TLC	J	TB	JE	E										TRI	TRE	FC-1	FC-2	FC-3	Tipo	Estado	Deg cm	OBS.	
				(1)	(1)	(1)	(2)	(2)	(3)	(3)										(4)	(5)	(5)	(6)	(7)	(8)				
480,040	E	CBUQ	X																	0	0	0	0	0	CBUQ	Bom	0		
480,080	D	CBUQ										X			X	X				0	0	0	0	0	CBUQ	Bom	0		
480,120	E	CBUQ										X								0	0	0	0	0	CBUQ	Bom	0		
480,160	D	CBUQ			X	X						X								0	0	5	0	0	CBUQ	Bom	0		
480,200	E	CBUQ	X																	0	0	0	0	0	CBUQ	Bom	0		
480,240	D	CBUQ	X																	0	0	0	0	0	CBUQ	Bom	0		
480,280	E	CBUQ		X																0	0	10	0	0	CBUQ	Bom	0		
480,320	D	CBUQ	X																	0	0	0	0	0	CBUQ	Bom	0		
480,360	E	CBUQ	X																	0	0	0	0	0	CBUQ	Bom	0		
480,400	D	CBUQ	X																	0	0	0	0	0	CBUQ	Bom	0		
480,440	E	CBUQ	X																	0	0	0	0	0	CBUQ	Bom	0		
480,480	D	CBUQ	X																	0	0	0	0	0	CBUQ	Bom	0		
480,520	E	CBUQ	X																	0	0	0	0	0	CBUQ	Bom	0		
480,560	D	CBUQ	X																	0	0	0	0	0	CBUQ	Bom	0		
480,600	E	CBUQ	X																	0	0	0	0	0	CBUQ	Bom	0		
480,640	D	CBUQ	X																	0	0	0	0	0	CBUQ	Bom	0		
480,680	E	CBUQ	X																	0	0	0	0	0	CBUQ	Bom	0		
480,720	D	CBUQ	X																	0	0	0	0	0	CBUQ	Bom	0		
480,760	E	CBUQ	X																	0	0	0	0	0	CBUQ	Bom	0		
480,800	D	CBUQ	X																	0	0	0	0	0	CBUQ	Bom	0		
480,840	E	CBUQ	X																	0	0	0	0	0	CBUQ	Bom	0		
480,880	D	CBUQ	X																	0	0	0	0	0	CBUQ	Bom	0		
480,920	E	CBUQ	X																	0	0	0	0	0	CBUQ	Bom	0		
480,960	D	CBUQ	X																	0	0	0	0	0	CBUQ	Bom	0		
481,000	E	CBUQ	X																	0	0	0	0	0	CBUQ	Bom	0		
481,040	D	CBUQ	X																	0	0	0	0	0	CBUQ	Bom	0		
481,080	E	CBUQ	X																	0	0	0	0	0	CBUQ	Bom	0		
481,120	D	CBUQ	X																	0	0	0	0	0	CBUQ	Bom	0		
481,160	E	CBUQ	X																	0	0	0	0	0	CBUQ	Bom	0		
481,200	D	CBUQ	X																	0	0	0	0	0	CBUQ	Bom	0		
481,240	E	CBUQ																		2	2	0	0	0	CBUQ	Bom	0		
481,280	D	CBUQ	X																	0	0	0	0	0	CBUQ	Bom	0		
481,320	E	CBUQ																		2	2	0	0	0	CBUQ	Bom	0		

INVENTÁRIO DO ESTADO DA SUPERFICIE DO PAVIMENTO																									DNIT-PRO 06			
RODOVIA: BR-116 (MG)										SEGMENTO: 0,000 ao 817,000															DATA: 03/2007			
TRECHO: Div. BA/MG - Div. MG/RJ										AVALIADOR: Gerson										PISTA: Simples					FOLHA:			
km	Faixa	Pista Tipo Rev.	OK	FC-1			FC-2		FC-3		AF	O	P	EX	D	R	ALC	ATC	DG	Flecha		% de Área			ACOSTAMENTO			
				FI	TTC	TLC	J	TB	JE	E										TRI	TRE	FC-1	FC-2	FC-3	Tipo	Estado	Deg cm	OBS.
				(1)	(1)	(1)	(2)	(2)	(3)	(3)										(4)	(5)	(5)	(6)	(7)	(8)			
481,360	D	CBUQ	X																	0	0	0	0	0	CBUQ	Bom	0	
481,400	E	CBUQ	X																	0	0	0	0	0	CBUQ	Bom	0	
481,440	D	CBUQ			X	X														0	0	20	0	0	CBUQ	Bom	0	
481,480	E	CBUQ																		3	3	0	0	0	CBUQ	Bom	0	
481,520	D	CBUQ		X																0	0	15	0	0	CBUQ	Bom	0	
481,560	E	CBUQ																		3	3	0	0	0	CBUQ	Bom	0	
481,600	D	CBUQ	X																	0	0	0	0	0	CBUQ	Bom	0	
481,640	E	CBUQ																		3	3	0	0	0	CBUQ	Bom	0	
481,680	D	CBUQ		X																0	0	20	0	0	CBUQ	Bom	0	
481,720	E	CBUQ																		2	2	0	0	0	CBUQ	Bom	0	
481,760	D	CBUQ	X																	0	0	0	0	0	CBUQ	Bom	0	
481,800	E	CBUQ	X																	0	0	0	0	0	CBUQ	Bom	0	
481,840	D	CBUQ	X																	0	0	0	0	0	CBUQ	Bom	0	
481,880	E	CBUQ					X													0	0	0	20	0	CBUQ	Bom	0	
481,920	D	CBUQ	X																	0	0	0	0	0	CBUQ	Bom	0	
481,960	E	CBUQ												X						4	4	0	0	0	CBUQ	Bom	0	
482,000	D	CBUQ	X																	0	0	0	0	0	CBUQ	Bom	0	largura acost. 2m
482,040	E	CBUQ																		2	2	0	0	0	CBUQ	Bom	0	
482,080	D	CBUQ	X																	0	0	0	0	0	CBUQ	Bom	0	
482,120	E	CBUQ	X																	0	0	0	0	0	CBUQ	Bom	0	
482,160	D	CBUQ												X						8	8	0	0	0	CBUQ	Bom	0	
482,200	E	CBUQ	X																	0	0	0	0	0	CBUQ	Bom	0	
482,240	D	CBUQ										X		X						10	10	0	0	0	CBUQ	Bom	0	
482,280	E	CBUQ																		3	3	0	0	0	CBUQ	Bom	0	erosão na pista
482,320	D	CBUQ				X														0	0	5	0	0	CBUQ	Bom	0	rolamento LE com
482,360	E	CBUQ			X	X														0	0	5	0	0	CBUQ	Bom	0	2m profundidade
482,400	D	CBUQ			X	X														0	0	5	0	0	CBUQ	Bom	0	
482,440	E	CBUQ	X																	0	0	0	0	0	CBUQ	Bom	0	
482,480	D	CBUQ																		3	3	0	0	0	CBUQ	Bom	0	
482,520	E	CBUQ																		2	2	0	0	0	CBUQ	Bom	0	
482,560	D	CBUQ																		3	3	0	0	0	CBUQ	Bom	0	
482,600	E	CBUQ																		3	3	0	0	0	CBUQ	Bom	0	
482,640	D	CBUQ																		3	3	0	0	0	CBUQ	Bom	0	

INVENTÁRIO DO ESTADO DA SUPERFÍCIE DO PAVIMENTO																										DNIT-PRO 06			
RODOVIA: BR-116 (MG)																		SEGMENTO: 0,000 ao 817,000								DATA: 03/2007			
TRECHO: Div. BA/MG - Div. MG/RJ																		AVALIADOR: Gerson								PISTA: Simples		FOLHA:	
km	Faixa	Pista Tipo Rev.	OK	FC-1			FC-2		FC-3		AF	O	P	EX	D	R	ALC	ATC	DG	Flecha		% de Área			ACOSTAMENTO				
				FI	TTC	TLC	J	TB	JE	E										TRI	TRE	FC-1	FC-2	FC-3	Tipo	Estado	Deg cm	OBS.	
				(1)	(1)	(1)	(2)	(2)	(3)	(3)										(4)	(5)	(5)	(6)	(7)	(8)				
482,680	E	CBUQ																		4	4	0	0	0	CBUQ	Bom	0		
482,720	D	CBUQ																		3	4	0	0	0	CBUQ	Bom	0		
482,760	E	CBUQ	X																	0	0	0	0	0	CBUQ	Bom	0		
482,800	D	CBUQ	X																	0	0	0	0	0	CBUQ	Bom	0		
482,840	E	CBUQ	X																	0	0	0	0	0	CBUQ	Bom	0		
482,880	D	CBUQ										X		X						0	0	0	0	0	CBUQ	Bom	0		
482,920	E	CBUQ	X																	0	0	0	0	0	CBUQ	Bom	0		
482,960	D	CBUQ																		3	3	0	0	0	CBUQ	Bom	0		
483,000	E	CBUQ		X										X						4	4	10	0	0	CBUQ	Bom	0	largura acost. 2m	
483,040	D	CBUQ	X																	0	0	0	0	0	CBUQ	Bom	0		
483,080	E	CBUQ																		2	3	0	0	0	CBUQ	Bom	0		
483,120	D	CBUQ					X													0	0	0	5	0	CBUQ	Bom	0		
483,160	E	CBUQ	X																	0	0	0	0	0	CBUQ	Bom	0		
483,200	D	CBUQ							X											0	0	0	0	10	CBUQ	Bom	0		
483,240	E	CBUQ	X																	0	0	0	0	0	CBUQ	Bom	0		
483,280	D	CBUQ	X																	0	0	0	0	0	CBUQ	Bom	0		
483,320	E	CBUQ	X																	0	0	0	0	0	CBUQ	Bom	0		
483,360	D	CBUQ							X											0	0	0	0	3	CBUQ	Bom	0		
483,400	E	CBUQ	X																	0	0	0	0	0	CBUQ	Bom	0		
483,440	D	CBUQ	X																	0	0	0	0	0	CBUQ	Bom	0		
483,480	E	CBUQ	X																	0	0	0	0	0	CBUQ	Bom	0		
483,520	D	CBUQ	X																	0	0	0	0	0	CBUQ	Bom	0		
483,560	E	CBUQ	X																	0	0	0	0	0	CBUQ	Bom	0		
483,600	D	CBUQ			X	X														0	0	5	0	0	CBUQ	Bom	0		
483,640	E	CBUQ	X																	0	0	0	0	0	CBUQ	Bom	0		
483,680	D	CBUQ	X																	0	0	0	0	0	CBUQ	Bom	0		
483,720	E	CBUQ	X																	0	0	0	0	0	CBUQ	Bom	0		
483,760	D	CBUQ			X	X	X													0	0	10	15	0	CBUQ	Bom	0		
483,800	E	CBUQ			X	X														0	0	20	0	0	CBUQ	Bom	0		
483,840	D	CBUQ					X													0	0	0	20	0	CBUQ	Bom	0		
483,880	E	CBUQ					X													0	0	0	40	0	CBUQ	Bom	0		
483,920	D	CBUQ					X													0	0	0	80	0	CBUQ	Bom	0		
483,960	E	CBUQ					X													0	0	0	60	0	CBUQ	Bom	0		

INVENTÁRIO DO ESTADO DA SUPERFÍCIE DO PAVIMENTO																											DNIT-PRO 06					
RODOVIA: BR-116 (MG)																		SEGMENTO: 0,000 ao 817,000									DATA: 03/2007					
TRECHO: Div. BA/MG - Div. MG/RJ																		AVALIADOR: Gerson									PISTA: Simples			FOLHA:		
km	Faixa	Pista Tipo Rev.	OK	FC-1			FC-2		FC-3		AF	O	P	EX	D	R	ALC	ATC	DG	Flecha		% de Área			ACOSTAMENTO							
				FI	TTC	TLC	J	TB	JE	E										TRI	TRE	FC-1	FC-2	FC-3	Tipo	Estado	Deg cm	OBS.				
				(1)	(1)	(1)	(2)	(2)	(3)	(3)										(4)	(5)	(5)	(6)	(7)	(8)							
484,000	D	CBUQ					X													0	0	0	50	0	CBUQ	Bom	0	largura acost. 2m				
484,040	E	CBUQ					X													0	0	0	50	0	CBUQ	Bom	0					
484,080	D	CBUQ					X													0	0	0	20	0	CBUQ	Bom	0					
484,120	E	CBUQ					X													0	0	0	20	0	CBUQ	Bom	0					
484,160	D	CBUQ					X									X				0	0	0	50	0	CBUQ	Bom	0					
484,200	E	CBUQ					X													0	0	0	30	0	CBUQ	Bom	0					
484,240	D	CBUQ					X													0	0	0	30	0	CBUQ	Bom	0					
484,280	E	CBUQ			X	X														0	0	35	0	0	CBUQ	Bom	0					
484,320	D	CBUQ					X									X				0	0	0	30	0	CBUQ	Bom	0					
484,360	E	CBUQ							X											0	0	0	0	50	CBUQ	Bom	0					
484,400	D	CBUQ					X									X				0	0	0	20	0	CBUQ	Bom	0					
484,440	E	CBUQ					X													0	0	0	50	0	CBUQ	Bom	0					
484,480	D	CBUQ							X							X				0	0	0	0	40	CBUQ	Bom	0					
484,520	E	CBUQ			X	X														0	0	15	0	0	CBUQ	Bom	0					
484,560	D	CBUQ							X											0	0	0	0	50	CBUQ	Bom	0					
484,600	E	CBUQ			X	X														0	0	15	0	0	CBUQ	Bom	0					
484,640	D	CBUQ																		0	0	0	0	0	CBUQ	Bom	0					
484,680	E	CBUQ	X																	0	0	0	0	0	CBUQ	Bom	0					
484,720	D	CBUQ	X																	0	0	0	0	0	CBUQ	Bom	0					
484,760	E	CBUQ	X																	0	0	0	0	0	CBUQ	Bom	0					
484,800	D	CBUQ	X																	0	0	0	0	0	CBUQ	Bom	0					
484,840	E	CBUQ	X																	0	0	0	0	0	CBUQ	Bom	0					
484,880	D	CBUQ	X																	0	0	0	0	0	CBUQ	Bom	0					
484,920	E	CBUQ			X	X														0	0	20	0	0	CBUQ	Bom	0					
484,960	D	CBUQ	X																	0	0	0	0	0	CBUQ	Bom	0					
485,000	E	CBUQ	X																	0	0	0	0	0	CBUQ	Bom	0	largura acost. 2m				
485,040	D	CBUQ	X																	0	0	0	0	0	CBUQ	Bom	0					
485,080	E	CBUQ	X																	0	0	0	0	0	CBUQ	Bom	0					
485,120	D	CBUQ	X																	0	0	0	0	0	CBUQ	Bom	0					
485,160	E	CBUQ	X																	0	0	0	0	0	CBUQ	Bom	0					
485,200	D	CBUQ	X																	0	0	0	0	0	CBUQ	Bom	0					
485,240	E	CBUQ	X																	0	0	0	0	0	CBUQ	Bom	0					
485,280	D	CBUQ	X																	0	0	0	0	0	CBUQ	Bom	0					

INVENTÁRIO DO ESTADO DA SUPERFÍCIE DO PAVIMENTO																										DNIT-PRO 06			
RODOVIA: BR-116 (MG)																		SEGMENTO: 0,000 ao 817,000								DATA: 03/2007			
TRECHO: Div. BA/MG - Div. MG/RJ																		AVALIADOR: Gerson								PISTA: Simples		FOLHA:	
km	Faixa	Pista Tipo Rev.	OK	FC-1			FC-2		FC-3		AF	O	P	EX	D	R	ALC	ATC	DG	Flecha		% de Área			ACOSTAMENTO				
				FI	TTC	TLC	J	TB	JE	E										TRI	TRE	FC-1	FC-2	FC-3	Tipo	Estado	Deg cm	OBS.	
				(1)	(1)	(1)	(2)	(2)	(3)	(3)																			
485,320	E	CBUQ	X																	0	0	0	0	0	CBUQ	Bom	0		
485,360	D	CBUQ	X																	0	0	0	0	0	CBUQ	Bom	0		
485,400	E	CBUQ	X																	0	0	0	0	0	CBUQ	Bom	0		
485,440	D	CBUQ			X	X														0	0	10	0	0	CBUQ	Bom	0		
485,480	E	CBUQ	X																	0	0	0	0	0	CBUQ	Bom	0		
485,520	D	CBUQ			X	X														0	0	5	0	0	CBUQ	Bom	0		
485,560	E	CBUQ	X																	0	0	0	0	0	CBUQ	Bom	0		
485,600	D	CBUQ	X																	0	0	0	0	0	CBUQ	Bom	0		
485,640	E	CBUQ	X																	0	0	0	0	0	CBUQ	Bom	0		
485,680	D	CBUQ	X																	0	0	0	0	0	CBUQ	Bom	0		
485,720	E	CBUQ	X																	0	0	0	0	0	CBUQ	Bom	0		
485,760	D	CBUQ			X										X					0	0	5	0	0	CBUQ	Bom	0		
485,800	E	CBUQ							X											0	0	0	0	5	CBUQ	Bom	0		
485,840	D	CBUQ					X													0	0	0	80	0	CBUQ	Bom	0		
485,880	E	CBUQ					X													0	0	0	20	0	CBUQ	Bom	0		
485,920	D	CBUQ					X													0	0	0	80	0	CBUQ	Bom	0		
485,960	E	CBUQ			X	X														0	0	15	0	0	CBUQ	Bom	0		
486,000	D	CBUQ							X											0	0	0	0	40	CBUQ	Bom	0	largura acost. 2m	
486,040	E	CBUQ	X																	0	0	0	0	0	CBUQ	Bom	0		
486,080	D	CBUQ							X											0	0	0	0	20	CBUQ	Bom	0		
486,120	E	CBUQ	X																	0	0	0	0	0	CBUQ	Bom	0		
486,160	D	CBUQ	X																	0	0	0	0	0	CBUQ	Bom	0		
486,200	E	CBUQ									X			X						0	0	0	0	0	CBUQ	Bom	0		
486,240	D	CBUQ	X																	0	0	0	0	0	CBUQ	Bom	0		
486,280	E	CBUQ	X																	0	0	0	0	0	CBUQ	Bom	0		
486,320	D	CBUQ	X																	0	0	0	0	0	CBUQ	Bom	0		
486,360	E	CBUQ	X																	0	0	0	0	0	CBUQ	Bom	0		
486,400	D	CBUQ		X										X						0	0	20	0	0	CBUQ	Bom	0		
486,440	E	CBUQ	X																	0	0	0	0	0	CBUQ	Bom	0		
486,480	D	CBUQ	X																	0	0	0	0	0	CBUQ	Bom	0		
486,520	E	CBUQ	X																	0	0	0	0	0	CBUQ	Bom	0		
486,560	D	CBUQ	X																	0	0	0	0	0	CBUQ	Bom	0		
486,600	E	CBUQ			X	X														0	0	5	0	0	CBUQ	Bom	0		

INVENTÁRIO DO ESTADO DA SUPERFÍCIE DO PAVIMENTO																									DNIT-PRO 06				
RODOVIA: BR-116 (MG)										SEGMENTO: 0,000 ao 817,000										DATA: 03/2007									
TRECHO: Div. BA/MG - Div. MG/RJ										AVALIADOR: Gerson										PISTA: Simples					FOLHA:				
km	Faixa	Pista Tipo Rev.	OK	FC-1			FC-2		FC-3		AF	O	P	EX	D	R	ALC	ATC	DG	Flecha		% de Área			ACOSTAMENTO				
				FI	TTC	TLC	J	TB	JE	E										TRI	TRE	FC-1	FC-2	FC-3	Tipo	Estado	Deg	OBS.	
				(1)	(1)	(1)	(2)	(2)	(3)	(3)										(4)	(5)	(5)	(6)	(7)	(8)	cm			
486,640	D	CBUQ	X																	0	0	0	0	0	CBUQ	Bom	0		
486,680	E	CBUQ			X	X														0	0	5	0	0	CBUQ	Bom	0		
486,720	D	CBUQ	X																	0	0	0	0	0	CBUQ	Bom	0		
486,760	E	CBUQ	X																	0	0	0	0	0	CBUQ	Bom	0		
486,800	D	CBUQ	X																	0	0	0	0	0	CBUQ	Bom	0		
486,840	E	CBUQ	X																	0	0	0	0	0	CBUQ	Bom	0		
486,880	D	CBUQ				X														0	0	10	0	0	CBUQ	Bom	0		
486,920	E	CBUQ	X																	0	0	0	0	0	CBUQ	Bom	0		
486,960	D	CBUQ	X																	0	0	0	0	0	CBUQ	Bom	0		
487,000	E	CBUQ												X						3	3	0	0	0	CBUQ	Bom	0	largura acost. 2m	
487,040	D	CBUQ			X	X														0	0	5	0	0	CBUQ	Bom	0		
487,080	E	CBUQ	X																	0	0	0	0	0	CBUQ	Bom	0		
487,120	D	CBUQ	X																	0	0	0	0	0	CBUQ	Bom	0		
487,160	E	CBUQ	X																	0	0	0	0	0	CBUQ	Bom	0		
487,200	D	CBUQ			X	X														0	0	20	0	0	CBUQ	Bom	0		
487,240	E	CBUQ	X																	0	0	0	0	0	CBUQ	Bom	0		
487,280	D	CBUQ					X													0	0	0	15	0	CBUQ	Bom	0		
487,320	E	CBUQ										X								0	0	0	0	0	CBUQ	Bom	0		
487,360	D	CBUQ				X														0	0	5	0	0	CBUQ	Bom	0		
487,400	E	CBUQ	X																	0	0	0	0	0	CBUQ	Bom	0		
487,440	D	CBUQ	X																	0	0	0	0	0	CBUQ	Bom	0		
487,480	E	CBUQ	X																	0	0	0	0	0	CBUQ	Bom	0		
487,520	D	CBUQ			X	X														0	0	5	0	0	CBUQ	Bom	0		
487,560	E	CBUQ	X																	0	0	0	0	0	CBUQ	Bom	0		
487,600	D	CBUQ	X																	0	0	0	0	0	CBUQ	Bom	0		
487,640	E	CBUQ	X																	0	0	0	0	0	CBUQ	Bom	0		
487,680	D	CBUQ					X													0	0	0	20	0	CBUQ	Bom	0		
487,720	E	CBUQ			X	X														0	0	30	0	0	CBUQ	Bom	0		
487,760	D	CBUQ							X											0	0	0	0	90	CBUQ	Bom	0		
487,800	E	CBUQ																		0	0	0	0	0	CBUQ	Bom	0		
487,840	D	CBUQ																		0	0	0	0	0	CBUQ	Bom	0		
487,880	E	CBUQ																		0	0	0	0	0	CBUQ	Bom	0		
487,920	D	CBUQ																		0	0	0	0	0	CBUQ	Bom	0		

INVENTÁRIO DO ESTADO DA SUPERFICIE DO PAVIMENTO																											DNIT-PRO 06		
RODOVIA: BR-116 (MG)										SEGMENTO: 0,000 ao 817,000														DATA: 03/2007					
TRECHO: Div. BA/MG - Div. MG/RJ										AVALIADOR: Gerson										PISTA: Simples							FOLHA:		
km	Faixa	Pista Tipo Rev.	OK	FC-1			FC-2		FC-3		AF	O	P	EX	D	R	ALC	ATC	DG	Flecha		% de Área			ACOSTAMENTO				
				FI	TTC	TLC	J	TB	JE	E										TRI	TRE	FC-1	FC-2	FC-3	Tipo	Estado	Deg cm	OBS.	
				(1)	(1)	(1)	(2)	(2)	(3)	(3)										(4)	(5)	(5)	(6)	(7)	(8)	(4)	(5)		(5)
487,960	E	CBUQ																		0	0	0	0	0	CBUQ	Bom	0		
487,980	D	CBUQ		X					X											2	2	30	0	30	CBUQ	Bom	3		
488,000	E	CBUQ		X					X											2	2	30	0	30	CBUQ	Bom	3		
488,020	D	CBUQ							X					X	X					3	3	0	0	80	CBUQ	Bom	3		
488,040	E	CBUQ		X			X								X					2	2	60	0	0	CBUQ	Bom	3		
488,060	D	CBUQ							X					X	X					3	3	0	0	60	CBUQ	Bom	3		
488,080	E	CBUQ		X																2	2	20	0	0	CBUQ	Bom	3		
488,100	D	CBUQ							X				X		X					3	3	0	0	80	CBUQ	Bom	3		
488,120	E	CBUQ		X																3	2	20	0	0	CBUQ	Bom	3		
488,140	D	CBUQ							X				X		X	X				3	3	0	0	80	CBUQ	Bom	3		
488,160	E	CBUQ		X			X			X					X					2	2	20	20	0	CBUQ	Bom	2		
488,180	D	CBUQ							X					X	X					3	3	0	0	80	CBUQ	Bom	0		
488,200	E	CBUQ							X					X						3	3	0	0	80	CBUQ	Bom	2		
488,220	D	CBUQ							X					X	X					3	3	0	0	80	CBUQ	Bom	0		
488,240	E	CBUQ							X				X		X	X				3	3	0	0	80	CBUQ	Bom	2		
488,260	D	CBUQ		X			X						X							2	3	20	40	0	CBUQ	Bom	0		
488,280	E	CBUQ		X			X						X		X					3	3	40	40	0	CBUQ	Bom	2		
488,300	D	CBUQ		X									X			X				3	3	20	0	0	CBUQ	Bom	0		
488,320	E	CBUQ																		1	1	0	0	0	CBUQ	Bom	2		
488,340	D	CBUQ		X											X					1	3	40	0	0	CBUQ	Bom	0		
488,360	E	CBUQ		X			X						X		X	X				3	2	20	20	0	CBUQ	Bom	2		
488,380	D	CBUQ		X			X													2	2	20	70	0	CBUQ	Bom	0		
488,400	E	CBUQ		X									X		X	X				2	3	30	0	0	CBUQ	Bom	2		
488,420	D	CBUQ		X			X								X					2	2	30	30	0	CBUQ	Bom	0		
488,440	E	CBUQ		X																2	2	20	0	0	CBUQ	Bom	2		
488,460	D	CBUQ		X			X						X							3	3	10	10	0	CBUQ	Bom	0		
488,480	E	CBUQ		X											X					2	2	20	0	0	CBUQ	Bom	2		
488,500	D	CBUQ		X																3	3	40	0	0	CBUQ	Bom	0		
488,520	E	CBUQ							X						X	X				2	2	80	0	0	CBUQ	Bom	2		
488,540	D	CBUQ		X			X													2	2	50	50	0	CBUQ	Bom	0		
488,560	E	CBUQ							X											2	2	0	0	70	CBUQ	Bom	2		
488,580	D	CBUQ					X								X					2	2	0	70	0	CBUQ	Bom	0		
488,600	E	CBUQ							X				X		X	X				2	3	0	0	60	CBUQ	Bom	2		

INVENTÁRIO DO ESTADO DA SUPERFÍCIE DO PAVIMENTO																											DNIT-PRO 06									
RODOVIA: BR-116 (MG)																					SEGMENTO: 0,000 ao 817,000						DATA: 03/2007									
TRECHO: Div. BA/MG - Div. MG/RJ																					AVALIADOR: Gerson						PISTA: Simples						FOLHA:			
km	Faixa	Pista Tipo Rev.	OK	FC-1			FC-2		FC-3		AF	O	P	EX	D	R	ALC	ATC	DG	Flecha		% de Área			ACOSTAMENTO											
				FI	TTC	TLC	J	TB	JE	E										TRI	TRE	FC-1	FC-2	FC-3	Tipo	Estado	Deg	OBS.								
				(1)	(1)	(1)	(2)	(2)	(3)	(3)										(4)	(5)	(5)	(6)	(7)	(8)					cm						
488,620	D	CBUQ							X											2	2	0	70	0	CBUQ	Bom	0									
488,640	E	CBUQ		X																1	2	50	0	0	CBUQ	Bom	2									
488,660	D	CBUQ					X													3	3	0	80	0	CBUQ	Bom	0									
488,680	E	CBUQ		X			X													1	2	30	40	0	CBUQ	Bom	2									
488,700	D	CBUQ		X																1	2	20	0	0	CBUQ	Bom	0									
488,720	E	CBUQ		X																2	2	20	0	0	CBUQ	Bom	2									
488,740	D	CBUQ		X																2	2	40	0	0	CBUQ	Bom	0									
488,760	E	CBUQ		X																1	2	70	0	0	CBUQ	Bom	2									
488,780	D	CBUQ		X			X													2	2	40	20	0	CBUQ	Bom	0									
488,800	E	CBUQ		X																2	2	30	0	0	CBUQ	Bom	2									
488,820	D	CBUQ		X																2	2	30	0	0	CBUQ	Bom	0									
488,840	E	CBUQ		X					X				X		X					2	3	20	0	60	CBUQ	Bom	2									
488,860	D	CBUQ		X																2	2	60	0	0	CBUQ	Bom	0									
488,880	E	CBUQ		X											X					2	2	50	0	0	CBUQ	Bom	2									
488,900	D	CBUQ		X																1	2	60	0	0	CBUQ	Bom	0									
488,920	E	CBUQ		X			X													1	2	30	50	0	CBUQ	Bom	2									
488,940	D	CBUQ		X			X													1	2	20	40	0	CBUQ	Bom	0									
488,960	E	CBUQ		X																2	3	70	0	0	CBUQ	Bom	2									
488,980	D	CBUQ		X																1	2	40	0	0	CBUQ	Bom	0									
489,000	E	CBUQ		X																1	2	20	0	0	CBUQ	Bom	2									
489,020	D	CBUQ		X																1	2	10	0	0	CBUQ	Bom	0									
489,040	E	CBUQ		X			X								X					1	2	20	40	0	CBUQ	Bom	2									
489,060	D	CBUQ		X			X							X	X					3	3	20	40	0	CBUQ	Bom	0									
489,080	E	CBUQ		X			X						X							2	2	20	60	0	CBUQ	Bom	2									
489,100	D	CBUQ		X			X													2	2	20	30	0	CBUQ	Bom	0									
489,120	E	CBUQ					X													1	2	0	70	0	CBUQ	Bom	2									
489,140	D	CBUQ					X							X	X					1	2	0	80	0	CBUQ	Bom	0									
489,160	E	CBUQ					X							X	X					1	2	0	80	0	CBUQ	Bom	2									
489,180	D	CBUQ		X			X													3	3	20	40	0	CBUQ	Bom	0									
489,200	E	CBUQ		X			X													1	2	20	40	0	CBUQ	Bom	2									
489,220	D	CBUQ		X			X								X					2	3	20	40	0	CBUQ	Bom	0									
489,240	E	CBUQ		X																1	2	80	0	0	CBUQ	Bom	2									
489,260	D	CBUQ		X																1	2	80	0	0	CBUQ	Bom	0									

INVENTÁRIO DO ESTADO DA SUPERFICIE DO PAVIMENTO																											DNIT-PRO 06												
RODOVIA: BR-116 (MG)																		SEGMENTO: 0,000 ao 817,000									DATA: 03/2007												
TRECHO: Div. BA/MG - Div. MG/RJ																		AVALIADOR: Gerson									PISTA: Simples									FOLHA:			
km	Faixa	Pista Tipo Rev.	OK	FC-1			FC-2		FC-3		AF	O	P	EX	D	R	ALC	ATC	DG	Flecha		% de Área			ACOSTAMENTO														
				FI	TTC	TLC	J	TB	JE	E										TRI	TRE	FC-1	FC-2	FC-3	Tipo	Estado	Deg	OBS.											
				(1)	(1)	(1)	(2)	(2)	(3)	(3)										(4)	(5)	(5)	(6)	(7)	(8)					cm									
489,280	E	CBUQ		X	X	X														1	2	40	0	0	CBUQ	Bom	2												
489,300	D	CBUQ		X	X	X														1	2	40	0	0	CBUQ	Bom	0												
489,320	E	CBUQ		X	X	X														1	2	40	0	0	CBUQ	Bom	2												
489,340	D	CBUQ		X			X								X					3	3	20	40	0	CBUQ	Bom	0												
489,360	E	CBUQ		X																1	2	70	0	0	CBUQ	Bom	2												
489,380	D	CBUQ		X																1	2	50	0	0	CBUQ	Bom	0												
489,400	E	CBUQ		X	X	X														1	2	50	0	0	CBUQ	Bom	2												
489,420	D	CBUQ		X	X	X														1	2	50	0	0	CBUQ	Bom	0												
489,440	E	CBUQ		X	X	X														1	2	50	0	0	CBUQ	Bom	2												
489,460	D	CBUQ		X	X	X														1	2	50	0	0	CBUQ	Bom	0												
489,480	E	CBUQ		X	X	X														1	2	50	0	0	CBUQ	Bom	2												
489,500	D	CBUQ		X	X	X														1	2	50	0	0	CBUQ	Bom	0												
489,520	E	CBUQ		X	X	X														2	2	30	0	0	CBUQ	Bom	2												
489,540	D	CBUQ		X	X	X														2	2	30	0	0	CBUQ	Bom	0												
489,560	E	CBUQ		X	X	X														2	2	30	0	0	CBUQ	Bom	2												
489,580	D	CBUQ		X	X	X														2	2	30	0	0	CBUQ	Bom	0												
489,600	E	CBUQ		X	X	X														2	2	30	0	0	CBUQ	Bom	2												
489,620	D	CBUQ		X	X	X														2	2	30	0	0	CBUQ	Bom	0												
489,640	E	CBUQ		X	X	X														2	2	30	0	0	CBUQ	Bom	2												
489,660	D	CBUQ		X	X	X														2	2	30	0	0	CBUQ	Bom	0												
489,680	E	CBUQ		X	X	X														2	2	30	0	0	CBUQ	Bom	2												
489,700	D	CBUQ		X	X	X														2	2	40	0	0	CBUQ	Bom	0												
489,720	E	CBUQ		X	X	X														2	2	40	0	0	CBUQ	Bom	2												
489,740	D	CBUQ		X			X													2	2	20	70	0	CBUQ	Bom	0												
489,760	E	CBUQ		X			X													2	2	20	70	0	CBUQ	Bom	2												
489,780	D	CBUQ		X	X	X														2	2	50	0	0	CBUQ	Bom	0												
489,800	E	CBUQ		X																2	2	70	0	0	CBUQ	Bom	2												
489,820	D	CBUQ		X																2	2	20	0	0	CBUQ	Bom	0												
489,840	E	CBUQ		X			X								X					2	2	20	40	0	CBUQ	Bom	2												
489,860	D	CBUQ		X			X													2	2	20	20	0	CBUQ	Bom	0												
489,880	E	CBUQ		X			X							X	X					1	2	30	30	0	CBUQ	Bom	2												
489,900	D	CBUQ		X																1	2	30	0	0	CBUQ	Bom	0												
489,920	E	CBUQ		X	X	X														1	2	40	0	0	CBUQ	Bom	2												

INVENTÁRIO DO ESTADO DA SUPERFÍCIE DO PAVIMENTO																											DNIT-PRO 06					
RODOVIA: BR-116 (MG)																		SEGMENTO: 0,000 ao 817,000									DATA: 03/2007					
TRECHO: Div. BA/MG - Div. MG/RJ																		AVALIADOR: Gerson									PISTA: Simples			FOLHA:		
km	Faixa	Pista Tipo Rev.	OK	FC-1			FC-2		FC-3		AF	O	P	EX	D	R	ALC	ATC	DG	Flecha		% de Área			ACOSTAMENTO							
				FI	TTC	TLC	J	TB	JE	E										TRI	TRE	FC-1	FC-2	FC-3	Tipo	Estado	Deg	OBS.				
				(1)	(1)	(1)	(2)	(2)	(3)	(3)										(4)	(5)	(5)	(6)	(7)	(8)					cm		
489,940	D	CBUQ		X																2	2	10	0	0	CBUQ	Bom	0					
489,960	E	CBUQ		X											X					2	3	40	0	0	CBUQ	Bom	0					
489,980	D	CBUQ		X																1	2	40	0	0	CBUQ	Bom	0					
490,000	E	CBUQ		X																1	2	20	0	0	CBUQ	Bom	0					
490,020	D	CBUQ		X																3	3	70	0	0	CBUQ	Bom	0					
490,040	E	CBUQ					X													2	3	0	70	0	CBUQ	Bom	0					
490,060	D	CBUQ		X																2	2	20	0	0	CBUQ	Bom	0					
490,080	E	CBUQ		X																2	3	20	0	0	CBUQ	Bom	0					
490,100	D	CBUQ		X																1	2	40	0	0	CBUQ	Bom	0					
490,120	E	CBUQ		X																1	2	20	0	0	CBUQ	Bom	0					
490,140	D	CBUQ		X			X													2	2	20	40	0	CBUQ	Bom	0					
490,160	E	CBUQ		X																1	2	40	0	0	CBUQ	Bom	0					
490,180	D	CBUQ					X						X							2	2	0	70	0	CBUQ	Bom	0					
490,200	E	CBUQ		X																2	2	60	0	0	CBUQ	Bom	0					
490,220	D	CBUQ		X																2	2	50	0	0	CBUQ	Bom	0					
490,240	E	CBUQ		X																1	2	20	0	0	CBUQ	Bom	0					
490,260	D	CBUQ		X			X													2	3	20	60	0	CBUQ	Bom	0					
490,280	E	CBUQ		X																2	2	20	0	0	CBUQ	Bom	0					
490,300	D	CBUQ					X						X		X					3	3	0	70	0	CBUQ	Bom	0					
490,320	E	CBUQ		X																3	3	80	0	0	CBUQ	Bom	0					
490,340	D	CBUQ					X													3	3	0	70	0	CBUQ	Bom	0					
490,360	E	CBUQ		X																2	3	60	0	0	CBUQ	Bom	0					
490,380	D	CBUQ		X																2	3	60	0	0	CBUQ	Bom	0					
490,400	E	CBUQ					X													2	2	0	60	0	CBUQ	Bom	0					
490,420	D	CBUQ		X																3	3	60	0	0	CBUQ	Bom	0					
490,440	E	CBUQ		X																1	2	70	0	0	CBUQ	Bom	0					
490,460	D	CBUQ		X																3	3	60	0	0	CBUQ	Bom	3	Km 2,895 ao				
490,480	E	CBUQ		X			X													1	3	30	30	0	CBUQ	Bom	3	2,912 ponte				
490,500	D	CBUQ		X																3	3	10	0	0	CBUQ	Bom	3					
490,520	E	CBUQ		X																3	3	60	0	0	CBUQ	Bom	3					
490,540	D	CBUQ		X																3	3	20	0	0	CBUQ	Bom	3					
490,560	E	CBUQ		X																1	2	30	0	0	CBUQ	Bom	3					
490,580	D	CBUQ		X			X													3	3	40	30	0	CBUQ	Bom	3					

INVENTÁRIO DO ESTADO DA SUPERFÍCIE DO PAVIMENTO																										DNIT-PRO 06					
RODOVIA: BR-116 (MG)													SEGMENTO: 0,000 ao 817,000													DATA: 03/2007					
TRECHO: Div. BA/MG - Div. MG/RJ													AVALIADOR: Gerson													PISTA: Simples			FOLHA:		
km	Faixa	Pista Tipo Rev.	OK	FC-1			FC-2		FC-3		AF	O	P	EX	D	R	ALC	ATC	DG	Flecha		% de Área			ACOSTAMENTO						
				FI	TTC	TLC	J	TB	JE	E										TRI	TRE	FC-1	FC-2	FC-3	Tipo	Estado	Deg	OBS.			
				(1)	(1)	(1)	(2)	(2)	(3)	(3)										(4)	(5)	(5)	(6)	(7)	(8)						cm
490,600	E	CBUQ		X																2	3	60	0	0	CBUQ	Bom	3				
490,620	D	CBUQ		X																3	3	50	0	0	CBUQ	Bom	3				
490,640	E	CBUQ		X																2	3	40	0	0	CBUQ	Bom	3				
490,660	D	CBUQ		X																3	3	30	0	0	CBUQ	Bom	3				
490,680	E	CBUQ		X																2	3	20	0	0	CBUQ	Bom	3				
490,700	D	CBUQ		X																3	3	10	0	0	CBUQ	Bom	3				
490,720	E	CBUQ		X	X	X														3	3	20	0	0	CBUQ	Bom	3				
490,740	D	CBUQ		X																2	2	10	0	0	CBUQ	Bom	3				
490,760	E	CBUQ		X																2	2	20	0	0	CBUQ	Bom	3				
490,780	D	CBUQ		X																1	2	20	0	0	CBUQ	Bom	3				
490,800	E	CBUQ		X																1	3	30	0	0	CBUQ	Bom	3				
490,820	D	CBUQ		X																3	3	10	0	0	CBUQ	Bom	3				
490,840	E	CBUQ		X									X							2	2	30	0	0	CBUQ	Bom	3				
490,860	D	CBUQ		X	X								X							2	2	20	0	0	CBUQ	Bom	3				
490,880	E	CBUQ		X					X				X		X					2	2	20	0	20	CBUQ	Bom	3				
490,900	D	CBUQ		X									X		X					2	2	20	0	0	CBUQ	Bom	3				
490,920	E	CBUQ		X	X															1	2	40	0	0	CBUQ	Bom	3				
490,940	D	CBUQ		X																2	2	40	0	0	CBUQ	Bom	3				
490,960	E	CBUQ		X																2	2	20	0	0	CBUQ	Bom	3				
490,980	D	CBUQ		X																1	2	40	0	0	CBUQ	Bom	3				
491,000	E	CBUQ		X																2	2	40	0	0	CBUQ	Bom	3				
491,020	D	CBUQ		X																2	2	40	0	0	CBUQ	Bom	3				
491,040	E	CBUQ		X																2	2	40	0	0	CBUQ	Bom	3				
491,060	D	CBUQ		X																2	2	40	0	0	CBUQ	Bom	3				
491,080	E	CBUQ			X	X														2	2	40	0	0	CBUQ	Bom	3				
491,100	D	CBUQ		X																2	2	30	0	0	CBUQ	Bom	3				
491,120	E	CBUQ		X																2	2	40	0	0	CBUQ	Bom	3				
491,140	D	CBUQ		X																2	2	40	0	0	CBUQ	Bom	3				
491,160	E	CBUQ		X																2	2	40	0	0	CBUQ	Bom	3				
491,180	D	CBUQ		X																2	2	40	0	0	CBUQ	Bom	3				
491,200	E	CBUQ		X																2	2	40	0	0	CBUQ	Bom	3				
491,220	D	CBUQ		X												X				2	2	40	0	0	CBUQ	Bom	3				
491,240	E	CBUQ		X																2	2	40	0	0	CBUQ	Bom	3				

INVENTÁRIO DO ESTADO DA SUPERFÍCIE DO PAVIMENTO																								DNIT-PRO 06					
RODOVIA: BR-116 (MG)												SEGMENTO: 0,000 ao 817,000												DATA: 03/2007					
TRECHO: Div. BA/MG - Div. MG/RJ												AVALIADOR: Gerson												FOLHA:					
km	Faixa	Pista Tipo Rev.	OK	FC-1			FC-2		FC-3		AF	O	P	EX	D	R	ALC	ATC	DG	Flecha mm		% de Área			ACOSTAMENTO				
				FI	TTC	TLC	J	TB	JE	E															Tipo	Estado	Deg cm	OBS.	
				(1)	(1)	(1)	(2)	(2)	(3)	(3)																			
491,260	D	CBUQ		X																	2	2	60	0	0	CBUQ	Bom	3	
491,280	E	CBUQ		X			X									X					2	3	30	20	0	CBUQ	Bom	3	
491,300	D	CBUQ		X																	1	2	20	0	0	CBUQ	Bom	3	
491,320	E	CBUQ		X	X																1	2	40	0	0	CBUQ	Bom	3	
491,340	D	CBUQ		X	X																1	2	40	0	0	CBUQ	Bom	3	
491,360	E	CBUQ		X	X																1	2	40	0	0	CBUQ	Bom	3	
491,380	D	CBUQ		X	X																1	2	40	0	0	CBUQ	Bom	3	
491,400	E	CBUQ		X	X	X															1	2	40	0	0	CBUQ	Bom	3	
491,420	D	CBUQ		X			X														2	2	30	30	0	CBUQ	Bom	3	
491,440	E	CBUQ		X	X	X															2	2	40	0	0	CBUQ	Bom	3	
491,460	D	CBUQ		X			X									X					2	2	30	30	0	CBUQ	Bom	2	
491,480	E	CBUQ		X	X	X															2	2	40	0	0	CBUQ	Bom	0	
491,500	D	CBUQ		X	X	X															2	2	40	0	0	CBUQ	Bom	2	
491,520	E	CBUQ		X																	2	2	10	0	0	CBUQ	Bom	0	
491,540	D	CBUQ					X						X		X						2	3	0	30	0	CBUQ	Bom	2	
491,560	E	CBUQ		X			X														1	2	20	20	0	CBUQ	Bom	0	
491,580	D	CBUQ		X			X														2	2	20	20	0	CBUQ	Bom	2	
491,600	E	CBUQ		X			X														1	1	30	30	0	CBUQ	Bom	0	
491,620	D	CBUQ		X												X					3	3	60	0	0	CBUQ	Bom	2	
491,640	E	CBUQ		X																	1	2	70	0	0	CBUQ	Bom	0	
491,660	D	CBUQ		X																	1	1	20	0	0	CBUQ	Bom	2	
491,680	E	CBUQ		X																	1	1	10	0	0	CBUQ	Bom	0	
491,700	D	CBUQ																			1	2	0	0	0	CBUQ	Bom	2	
491,720	E	CBUQ																			2	2	0	0	0	CBUQ	Bom	0	
491,740	D	CBUQ		X																	2	2	30	0	0	CBUQ	Bom	2	
491,760	E	CBUQ		X																	1	2	20	0	0	CBUQ	Bom	0	
491,780	D	CBUQ		X																	2	2	40	0	0	CBUQ	Bom	2	
491,800	E	CBUQ		X																	1	2	30	0	0	CBUQ	Bom	0	
491,820	D	CBUQ		X																	2	2	70	0	0	CBUQ	Bom	2	
491,840	E	CBUQ		X																	1	2	70	0	0	CBUQ	Bom	0	
491,860	D	CBUQ		X			X								X	X					2	2	40	40	0	CBUQ	Bom	2	
491,880	E	CBUQ		X			X														1	2	20	20	0	CBUQ	Bom	0	
491,900	D	CBUQ		X			X								X	X					2	2	20	60	0	CBUQ	Bom	2	

INVENTÁRIO DO ESTADO DA SUPERFÍCIE DO PAVIMENTO																								DNIT-PRO 06					
RODOVIA: BR-116 (MG)												SEGMENTO: 0,000 ao 817,000												DATA: 03/2007					
TRECHO: Div. BA/MG - Div. MG/RJ												AVALIADOR: Gerson												FOLHA:					
km	Faixa	Pista Tipo Rev.	OK	FC-1			FC-2		FC-3		AF	O	P	EX	D	R	ALC	ATC	DG	Flecha mm		% de Área			ACOSTAMENTO				
				FI	TTC	TLC	J	TB	JE	E										TRI	TRE	FC-1	FC-2	FC-3	Tipo	Estado	Deg cm	OBS.	
				(1)	(1)	(1)	(2)	(2)	(3)	(3)																			
491,920	E	CBUQ		X																	1	1	50	0	0	CBUQ	Bom	0	
491,940	D	CBUQ		X																	2	2	70	0	0	CBUQ	Bom	2	
491,960	E	CBUQ		X																	1	1	20	0	0	CBUQ	Bom	0	
491,980	D	CBUQ		X																	2	2	70	0	0	CBUQ	Bom	0	
492,000	E	CBUQ		X																	1	2	20	0	0	CBUQ	Bom	0	
492,020	D	CBUQ		X																	2	2	70	0	0	CBUQ	Bom	0	
492,040	E	CBUQ		X																	1	2	40	0	0	CBUQ	Bom	0	
492,060	D	CBUQ		X																	2	2	70	0	0	CBUQ	Bom	0	
492,080	E	CBUQ		X			X						X			X					1	2	20	20	0	CBUQ	Bom	0	
492,100	D	CBUQ					X								X	X					3	3	0	70	0	CBUQ	Bom	0	
492,120	E	CBUQ		X			X									X					3	3	20	60	0	CBUQ	Bom	0	
492,140	D	CBUQ							X						X						3	3	0	0	70	CBUQ	Bom	0	
492,160	E	CBUQ		X			X									X					2	2	40	40	0	CBUQ	Bom	0	
492,180	D	CBUQ		X			X									X					2	2	40	40	0	CBUQ	Bom	0	
492,200	E	CBUQ							X				X		X	X					3	3	0	0	60	CBUQ	Bom	0	
492,220	D	CBUQ		X																	1	2	40	0	0	CBUQ	Bom	0	
492,240	E	CBUQ																			2	2	0	0	0	CBUQ	Bom	0	
492,260	D	CBUQ		X																	1	2	10	0	0	CBUQ	Bom	0	
492,280	E	CBUQ																			1	2	0	0	0	CBUQ	Bom	0	
492,300	D	CBUQ		X	X	X	X														1	3	20	60	0	CBUQ	Bom	0	
492,320	E	CBUQ		X																	1	1	30	0	0	CBUQ	Bom	0	
492,340	D	CBUQ		X			X								X	X					2	2	20	60	0	CBUQ	Bom	0	
492,360	E	CBUQ		X																	2	2	30	0	0	CBUQ	Bom	0	
492,380	D	CBUQ		X		X															2	2	30	0	0	CBUQ	Bom	0	
492,400	E	CBUQ																			1	2	0	0	0	CBUQ	Bom	0	
492,420	D	CBUQ																			1	2	0	0	0	CBUQ	Bom	0	
492,440	E	CBUQ																			1	1	0	0	0	CBUQ	Bom	0	
492,460	D	CBUQ																			1	1	0	0	0	CBUQ	Bom	0	
492,480	E	CBUQ		X																	1	1	10	0	0	CBUQ	Bom	0	
492,500	D	CBUQ		X	X	X															3	3	60	0	0	CBUQ	Bom	0	
492,520	E	CBUQ		X	X	X															1	2	70	0	0	CBUQ	Bom	0	
492,540	D	CBUQ		X	X	X	X														3	3	40	60	0	CBUQ	Bom	0	
492,560	E	CBUQ					X						X								3	3	0	70	0	CBUQ	Bom	0	

INVENTÁRIO DO ESTADO DA SUPERFÍCIE DO PAVIMENTO																								DNIT-PRO 06					
RODOVIA: BR-116 (MG)												SEGMENTO: 0,000 ao 817,000												DATA: 03/2007					
TRECHO: Div. BA/MG - Div. MG/RJ												AVALIADOR: Gerson												FOLHA:					
km	Faixa	Pista Tipo Rev.	OK	FC-1			FC-2		FC-3		AF	O	P	EX	D	R	ALC	ATC	DG	Flecha mm		% de Área			ACOSTAMENTO				
				FI	TTC	TLC	J	TB	JE	E															Tipo	Estado	Deg cm	OBS.	
				(1)	(1)	(1)	(2)	(2)	(3)	(3)																			
492,580	D	CBUQ		X	X	X															3	3	70	0	0	CBUQ	Bom	0	
492,600	E	CBUQ		X												X					2	2	70	0	0	CBUQ	Bom	0	
492,620	D	CBUQ		X	X	X															2	2	70	0	0	CBUQ	Bom	0	
492,640	E	CBUQ		X																	2	3	70	0	0	CBUQ	Bom	0	
492,660	D	CBUQ		X																	1	2	10	0	0	CBUQ	Bom	0	
492,680	E	CBUQ		X			X														1	2	20	20	0	CBUQ	Bom	0	
492,700	D	CBUQ																			2	2	0	0	0	CBUQ	Bom	0	
492,720	E	CBUQ		X																	1	2	70	0	0	CBUQ	Bom	0	
492,740	D	CBUQ		X																	2	2	20	0	0	CBUQ	Bom	0	
492,760	E	CBUQ		X																	2	2	20	0	0	CBUQ	Bom	0	
492,780	D	CBUQ		X																	2	2	30	0	0	CBUQ	Bom	0	
492,800	E	CBUQ		X																	1	2	20	0	0	CBUQ	Bom	0	
492,820	D	CBUQ		X											X	X					2	2	20	0	0	CBUQ	Bom	0	
492,840	E	CBUQ		X			X									X					1	2	20	20	0	CBUQ	Bom	0	
492,860	D	CBUQ													X	X					3	3	0	0	0	CBUQ	Bom	0	
492,880	E	CBUQ		X			X														2	2	20	60	0	CBUQ	Bom	0	
492,900	D	CBUQ		X			X								X	X					2	2	10	20	0	CBUQ	Bom	0	
492,920	E	CBUQ		X			X														2	2	20	60	0	CBUQ	Bom	0	
492,940	D	CBUQ		X			X						X		X	X					2	2	10	10	0	CBUQ	Bom	0	
492,960	E	CBUQ		X												X					2	2	80	0	0	CBUQ	Bom	0	
492,980	D	CBUQ		X												X					1	2	20	0	0	CBUQ	Bom	0	
493,000	E	CBUQ		X																	1	1	20	0	0	CBUQ	Bom	0	
493,020	D	CBUQ		X			X														1	2	10	10	0	CBUQ	Bom	0	
493,040	E	CBUQ		X			X									X					2	2	20	20	0	CBUQ	Bom	0	
493,060	D	CBUQ		X			X								X	X					2	2	20	20	0	CBUQ	Bom	0	
493,080	E	CBUQ		X																	1	2	60	0	0	CBUQ	Bom	0	
493,100	D	CBUQ		X																	2	2	20	0	0	CBUQ	Bom	0	
493,120	E	CBUQ		X			X						X			X					2	2	20	20	0	CBUQ	Bom	0	
493,140	D	CBUQ					X								X	X					3	3	0	60	0	CBUQ	Bom	0	
493,160	E	CBUQ					X								X	X					2	3	0	0	70	CBUQ	Bom	0	
493,180	D	CBUQ		X	X		X														1	2	20	10	0	CBUQ	Bom	0	
493,200	E	CBUQ		X																	2	2	30	0	0	CBUQ	Bom	0	
493,220	D	CBUQ		X																	1	1	20	0	0	CBUQ	Bom	0	

INVENTÁRIO DO ESTADO DA SUPERFÍCIE DO PAVIMENTO																							DNIT-PRO 06						
RODOVIA: BR-116 (MG)											SEGMENTO: 0,000 ao 817,000											DATA: 03/2007							
TRECHO: Div. BA/MG - Div. MG/RJ											AVALIADOR: Gerson											FOLHA:							
km	Faixa	Pista Tipo Rev.	OK	FC-1			FC-2		FC-3		AF	O	P	EX	D	R	ALC	ATC	DG	Flecha mm		% de Área			ACOSTAMENTO				
				FI	TTC	TLC	J	TB	JE	E										TRI	TRE	FC-1	FC-2	FC-3	Tipo	Estado	Deg cm	OBS.	
				(1)	(1)	(1)	(2)	(2)	(3)	(3)																			
493,240	E	CBUQ		X											X	X					2	2	20	0	0	CBUQ	Bom	0	
493,260	D	CBUQ		X												X					2	2	30	0	0	CBUQ	Bom	0	
493,280	E	CBUQ		X			X														1	2	10	10	0	CBUQ	Bom	0	
493,300	D	CBUQ		X											X	X					2	2	30	0	0	CBUQ	Bom	0	
493,320	E	CBUQ		X																	2	2	60	0	0	CBUQ	Bom	0	
493,340	D	CBUQ		X																	1	2	30	0	0	CBUQ	Bom	0	
493,360	E	CBUQ		X																	1	2	20	0	0	CBUQ	Bom	0	
493,380	D	CBUQ		X																	2	2	10	0	0	CBUQ	Bom	0	
493,400	E	CBUQ		X	X	X															1	2	30	0	0	CBUQ	Bom	0	
493,420	D	CBUQ		X	X																2	2	40	0	0	CBUQ	Bom	0	
493,440	E	CBUQ		X																	2	2	70	0	0	CBUQ	Bom	0	
493,460	D	CBUQ		X												X					2	2	10	0	0	CBUQ	Bom	0	
493,480	E	CBUQ		X	X	X															1	2	30	0	0	CBUQ	Bom	0	
493,500	D	CBUQ		X																	2	2	30	0	0	CBUQ	Bom	0	
493,520	E	CBUQ		X																	2	2	60	0	0	CBUQ	Bom	0	
493,540	D	CBUQ		X												X					2	2	30	0	0	CBUQ	Bom	0	
493,560	E	CBUQ		X												X					2	2	40	0	0	CBUQ	Bom	0	
493,580	D	CBUQ		X																	2	2	20	0	0	CBUQ	Bom	0	
493,600	E	CBUQ		X																	1	2	30	0	0	CBUQ	Bom	0	
493,620	D	CBUQ		X																	2	2	20	0	0	CBUQ	Bom	0	
493,640	E	CBUQ		X										X							2	2	10	0	0	CBUQ	Bom	0	
493,660	D	CBUQ		X									X		X	X					2	2	70	0	0	CBUQ	Bom	0	
493,680	E	CBUQ		X																	2	2	70	0	0	CBUQ	Bom	0	
493,700	D	CBUQ		X																	2	2	70	0	0	CBUQ	Bom	0	
493,720	E	CBUQ		X																	2	2	30	0	0	CBUQ	Bom	0	
493,740	D	CBUQ		X																	2	2	10	0	0	CBUQ	Bom	0	
493,760	E	CBUQ		X	X																2	2	20	0	0	CBUQ	Bom	0	
493,780	D	CBUQ																			2	2	0	0	0	CBUQ	Bom	0	
493,800	E	CBUQ		X																	2	2	10	0	0	CBUQ	Bom	0	
493,820	D	CBUQ		X																	2	2	10	0	0	CBUQ	Bom	0	
493,840	E	CBUQ		X																	2	2	10	0	0	CBUQ	Bom	0	
493,860	D	CBUQ		X																	2	2	10	0	0	CBUQ	Bom	0	
493,880	E	CBUQ		X																	2	2	10	0	0	CBUQ	Bom	0	

INVENTÁRIO DO ESTADO DA SUPERFÍCIE DO PAVIMENTO																							DNIT-PRO 06						
RODOVIA: BR-116 (MG)											SEGMENTO: 0,000 ao 817,000											DATA: 03/2007							
TRECHO: Div. BA/MG - Div. MG/RJ											AVALIADOR: Gerson											FOLHA:							
km	Faixa	Pista Tipo Rev.	OK	FC-1			FC-2		FC-3		AF	O	P	EX	D	R	ALC	ATC	DG	Flecha mm		% de Área			ACOSTAMENTO				
				FI	TTC	TLC	J	TB	JE	E										TRI	TRE	FC-1	FC-2	FC-3	Tipo	Estado	Deg cm	OBS.	
				(1)	(1)	(1)	(2)	(2)	(3)	(3)																			
493,900	D	CBUQ		X																	2	2	10	0	0	CBUQ	Bom	0	
493,920	E	CBUQ		X																	2	2	10	0	0	CBUQ	Bom	0	
493,940	D	CBUQ		X																	2	2	10	0	0	CBUQ	Bom	0	
493,960	E	CBUQ																			0	1	0	0	0	CBUQ	Bom	0	
493,980	D	CBUQ																			1	1	0	0	0	CBUQ	Bom	0	
494,000	E	CBUQ																			1	1	0	0	0	CBUQ	Bom	0	
494,020	D	CBUQ																			1	1	0	0	0	CBUQ	Bom	0	
494,040	E	CBUQ		X																	1	1	10	0	0	CBUQ	Bom	0	
494,060	D	CBUQ																			1	1	0	0	0	CBUQ	Bom	0	
494,080	E	CBUQ																			0	1	0	0	0	CBUQ	Bom	0	
494,100	D	CBUQ																	X		1	1	0	0	0	CBUQ	Bom	0	
494,120	E	CBUQ																	X		1	1	0	0	0	CBUQ	Bom	0	
494,140	D	CBUQ		X																	1	1	10	0	0	CBUQ	Bom	0	
494,160	E	CBUQ		X															X		1	2	20	0	0	CBUQ	Bom	0	
494,180	D	CBUQ		X																	2	2	30	0	0	CBUQ	Bom	0	
494,200	E	CBUQ		X															X		1	2	30	0	0	CBUQ	Bom	0	
494,220	D	CBUQ		X																	2	2	20	0	0	CBUQ	Bom	0	
494,240	E	CBUQ		X															X		2	2	0	0	0	CBUQ	Bom	0	
494,260	D	CBUQ																			1	1	0	0	0	CBUQ	Bom	0	
494,280	E	CBUQ		X																	2	1	10	0	0	CBUQ	Bom	0	
494,300	D	CBUQ																			2	2	0	0	0	CBUQ	Bom	0	
494,320	E	CBUQ		X															X		1	2	10	0	0	CBUQ	Bom	0	
494,340	D	CBUQ																			2	2	0	0	0	CBUQ	Bom	0	
494,360	E	CBUQ																			2	2	0	0	0	CBUQ	Bom	0	
494,380	D	CBUQ																			2	2	0	0	0	CBUQ	Bom	0	
494,400	E	CBUQ																			2	2	0	0	0	CBUQ	Bom	0	
494,420	D	CBUQ																			1	2	0	0	0	CBUQ	Bom	0	
494,440	E	CBUQ																			2	2	0	0	0	CBUQ	Bom	0	
494,460	D	CBUQ																			1	2	0	0	0	CBUQ	Bom	0	
494,480	E	CBUQ																			1	2	0	0	0	CBUQ	Bom	0	
494,500	D	CBUQ																			1	1	0	0	0	CBUQ	Bom	0	
494,520	E	CBUQ																			1	2	0	0	0	CBUQ	Bom	0	
494,540	D	CBUQ																			1	1	0	0	0	CBUQ	Bom	0	

INVENTÁRIO DO ESTADO DA SUPERFÍCIE DO PAVIMENTO																									DNIT-PRO 06				
RODOVIA: BR-116 (MG)					SEGMENTO: 0,000 ao 817,000																	DATA: 03/2007							
TRECHO: Div. BA/MG - Div. MG/RJ					AVALIADOR: Gerson										PISTA: Simples										FOLHA:				
km	Faixa	Pista Tipo Rev.	OK	FC-1			FC-2		FC-3		AF	O	P	EX	D	R	ALC	ATC	DG	Flecha mm		% de Área			ACOSTAMENTO				
				FI	TTC	TLC	J	TB	JE	E										TRI	TRE	FC-1	FC-2	FC-3	Tipo	Estado	Deg cm	OBS.	
				(1)	(1)	(1)	(2)	(2)	(3)	(3)	(4)	(5)	(5)	(6)	(7)	(8)													
494,560	E	CBUQ		X																	1	2	20	0	0	CBUQ	Bom	0	
494,580	D	CBUQ																			1	1	0	0	0	CBUQ	Bom	0	
494,600	E	CBUQ		X																	1	2	10	0	0	CBUQ	Bom	0	
494,620	D	CBUQ																			1	2	0	0	0	CBUQ	Bom	0	
494,640	E	CBUQ		X																	1	2	10	0	0	CBUQ	Bom	0	
494,660	D	CBUQ																			1	1	0	0	0	CBUQ	Bom	0	
494,680	E	CBUQ		X																	2	2	40	0	0	CBUQ	Bom	0	
494,700	D	CBUQ		X																	1	2	10	0	0	CBUQ	Bom	0	
494,720	E	CBUQ		X																	1	2	20	0	0	CBUQ	Bom	0	
494,740	D	CBUQ		X																	2	2	30	0	0	CBUQ	Bom	0	
494,760	E	CBUQ		X																	1	2	20	0	0	CBUQ	Bom	0	
494,780	D	CBUQ		X																	3	3	40	0	0	CBUQ	Bom	0	
494,800	E	CBUQ		X	X	X	X						X			X					1	2	40	40	0	CBUQ	Bom	0	
494,820	D	CBUQ																			1	1	0	0	0	CBUQ	Bom	2	
494,840	E	CBUQ																			1	1	0	0	0	CBUQ	Bom	2	
494,860	D	CBUQ		X												X					2	2	10	0	0	CBUQ	Bom	2	
494,880	E	CBUQ		X																	2	2	20	0	0	CBUQ	Bom	2	
494,900	D	CBUQ		X									X			X					2	2	10	0	0	CBUQ	Bom	2	
494,920	E	CBUQ		X									X		X	X					1	2	10	0	0	CBUQ	Bom	2	
494,940	D	CBUQ		X																	1	1	10	0	0	CBUQ	Bom	2	
494,960	E	CBUQ		X																	1	1	10	0	0	CBUQ	Bom	2	
494,980	D	CBUQ		X																	1	1	30	0	0	CBUQ	Bom	2	
495,000	E	CBUQ		X																	1	1	10	0	0	CBUQ	Bom	2	
495,020	D	CBUQ		X	X	X															1	2	20	0	0	CBUQ	Bom	2	
495,040	E	CBUQ		X	X	X															1	1	30	0	0	CBUQ	Bom	2	
495,060	D	CBUQ		X	X	X										X					1	1	30	0	0	CBUQ	Bom	2	
495,080	E	CBUQ		X	X	X															1	1	20	0	0	CBUQ	Bom	2	
495,100	D	CBUQ		X																	3	3	20	0	0	CBUQ	Bom	2	
495,120	E	CBUQ		X																	1	1	10	0	0	CBUQ	Bom	2	
495,140	D	CBUQ		X																	1	2	20	0	0	CBUQ	Bom	2	
495,160	E	CBUQ		X																	1	2	30	0	0	CBUQ	Bom	2	
495,180	D	CBUQ		X												X					1	3	20	0	0	CBUQ	Bom	2	
495,200	E	CBUQ		X			X														2	2	40	20	0	CBUQ	Bom	2	

INVENTÁRIO DO ESTADO DA SUPERFÍCIE DO PAVIMENTO																							DNIT-PRO 06						
RODOVIA: BR-116 (MG)											SEGMENTO: 0,000 ao 817,000											DATA: 03/2007							
TRECHO: Div. BA/MG - Div. MG/RJ											AVALIADOR: Gerson											FOLHA:							
km	Faixa	Pista Tipo Rev.	OK	FC-1			FC-2		FC-3		AF	O	P	EX	D	R	ALC	ATC	DG	Flecha mm		% de Área			ACOSTAMENTO				
				FI	TTC	TLC	J	TB	JE	E										TRI	TRE	FC-1	FC-2	FC-3	Tipo	Estado	Deg cm	OBS.	
				(1)	(1)	(1)	(2)	(2)	(3)	(3)	(4)	(5)	(5)	(6)	(7)	(8)													
495,220	D	CBUQ		X												X					1	2	30	0	0	CBUQ	Bom	2	
495,240	E	CBUQ		X																	2	2	30	0	0	CBUQ	Bom	2	
495,260	D	CBUQ		X																	1	2	20	0	0	CBUQ	Bom	2	
495,280	E	CBUQ		X																	2	2	20	0	0	CBUQ	Bom	2	
495,300	D	CBUQ		X																	1	1	10	0	0	CBUQ	Bom	2	
495,320	E	CBUQ		X																	1	2	20	0	0	CBUQ	Bom	2	
495,340	D	CBUQ		X																	1	1	10	0	0	CBUQ	Bom	2	
495,360	E	CBUQ					X								X	X					2	2	0	70	0	CBUQ	Bom	2	
495,380	D	CBUQ		X	X	X							X								1	1	20	0	0	CBUQ	Bom	2	
495,400	E	CBUQ					X								X	X					2	2	0	60	0	CBUQ	Bom	2	
495,420	D	CBUQ					X						X		X	X					1	2	0	30	0	CBUQ	Bom	2	
495,440	E	CBUQ					X														2	2	0	70	0	CBUQ	Bom	2	
495,460	D	CBUQ		X																	1	1	20	0	0	CBUQ	Bom	2	
495,480	E	CBUQ		X																	1	2	30	0	0	CBUQ	Bom	2	
495,500	D	CBUQ		X	X	X															1	2	20	0	0	CBUQ	Bom	2	
495,520	E	CBUQ		X																	1	2	30	0	0	CBUQ	Bom	2	
495,540	D	CBUQ		X	X	X															1	2	30	0	0	CBUQ	Bom	2	
495,560	E	CBUQ		X	X	X	X								X						2	2	40	10	0	CBUQ	Bom	2	
495,580	D	CBUQ		X	X	X							X		X	X					1	2	40	0	0	CBUQ	Bom	2	
495,600	E	CBUQ		X												X					1	2	10	0	0	CBUQ	Bom	2	
495,620	D	CBUQ		X	X	X										X					2	2	30	0	0	CBUQ	Bom	2	
495,640	E	CBUQ		X												X					1	1	10	0	0	CBUQ	Bom	2	
495,660	D	CBUQ		X			X														1	1	10	10	0	CBUQ	Bom	2	
495,680	E	CBUQ		X	X	X	X														1	1	30	10	0	CBUQ	Bom	2	
495,700	D	CBUQ		X																	2	2	20	0	0	CBUQ	Bom	2	
495,720	E	CBUQ					X								X	X					2	2	0	50	0	CBUQ	Bom	2	
495,740	D	CBUQ		X																	1	1	10	0	0	CBUQ	Bom	2	
495,760	E	CBUQ		X			X														1	2	20	40	0	CBUQ	Bom	2	
495,780	D	CBUQ		X																	1	1	10	0	0	CBUQ	Bom	2	
495,800	E	CBUQ		X																	1	1	10	0	0	CBUQ	Bom	2	
495,820	D	CBUQ		X																	1	1	20	0	0	CBUQ	Bom	2	
495,840	E	CBUQ		X																	1	2	20	0	0	CBUQ	Bom	2	
495,860	D	CBUQ																			1	1	0	0	0	CBUQ	Bom	2	

INVENTÁRIO DO ESTADO DA SUPERFÍCIE DO PAVIMENTO																								DNIT-PRO 06					
RODOVIA: BR-116 (MG)												SEGMENTO: 0,000 ao 817,000												DATA: 03/2007					
TRECHO: Div. BA/MG - Div. MG/RJ												AVALIADOR: Gerson												FOLHA:					
km	Faixa	Pista Tipo Rev.	OK	FC-1			FC-2		FC-3		AF	O	P	EX	D	R	ALC	ATC	DG	Flecha mm		% de Área			ACOSTAMENTO				
				FI	TTC	TLC	J	TB	JE	E										TRI	TRE	FC-1	FC-2	FC-3	Tipo	Estado	Deg cm	OBS.	
				(1)	(1)	(1)	(2)	(2)	(3)	(3)																			
495,880	E	CBUQ																			1	2	0	0	0	CBUQ	Bom	2	
495,900	D	CBUQ		X																	2	2	40	0	0	CBUQ	Bom	2	
495,920	E	CBUQ		X			X														2	2	20	60	0	CBUQ	Bom	2	
495,940	D	CBUQ		X			X														2	3	30	20	0	CBUQ	Bom	2	
495,960	E	CBUQ		X																	1	1	10	0	0	CBUQ	Bom	2	
495,980	D	CBUQ		X																	0	1	10	0	0	CBUQ	Bom	2	
496,000	E	CBUQ		X																	1	2	20	0	0	CBUQ	Bom	2	
496,020	D	CBUQ		X																	2	2	20	0	0	CBUQ	Bom	2	
496,040	E	CBUQ		X			X														2	2	20	20	0	CBUQ	Bom	2	
496,060	D	CBUQ		X																	2	2	20	0	0	CBUQ	Bom	2	
496,080	E	CBUQ		X																	1	2	10	0	0	CBUQ	Bom	2	
496,100	D	CBUQ		X	X																2	2	10	0	0	CBUQ	Bom	2	
496,120	E	CBUQ		X																	2	2	10	0	0	CBUQ	Bom	2	
496,140	D	CBUQ		X																	2	2	10	0	0	CBUQ	Bom	2	
496,160	E	CBUQ		X																	2	2	10	0	0	CBUQ	Bom	2	
496,180	D	CBUQ		X																	1	2	10	0	0	CBUQ	Bom	2	
496,200	E	CBUQ		X																	1	2	20	0	0	CBUQ	Bom	2	
496,220	D	CBUQ		X																	4	2	20	0	0	CBUQ	Bom	2	
496,240	E	CBUQ		X	X	X															2	2	60	0	0	CBUQ	Bom	2	
496,260	D	CBUQ																			1	2	0	0	0	CBUQ	Bom	2	
496,280	E	CBUQ		X			X														1	2	20	20	0	CBUQ	Bom	2	
496,300	D	CBUQ		X																	2	2	30	0	0	CBUQ	Bom	2	
496,320	E	CBUQ		X																	1	1	20	0	0	CBUQ	Bom	2	
496,340	D	CBUQ		X																	1	2	40	0	0	CBUQ	Bom	2	
496,360	E	CBUQ		X																	1	1	30	0	0	CBUQ	Bom	2	
496,380	D	CBUQ		X																	1	1	60	0	0	CBUQ	Bom	2	
496,400	E	CBUQ		X																	1	2	60	0	0	CBUQ	Bom	2	
496,420	D	CBUQ		X																	1	2	60	0	0	CBUQ	Bom	2	
496,440	E	CBUQ		X			X									X					1	2	30	20	0	CBUQ	Bom	2	
496,460	D	CBUQ		X			X														2	2	20	20	0	CBUQ	Bom	2	
496,480	E	CBUQ		X			X														2	2	20	60	0	CBUQ	Bom	2	
496,500	D	CBUQ					X														2	2	0	80	0	CBUQ	Bom	2	
496,520	E	CBUQ					X								X	X					1	2	0	70	0	CBUQ	Bom	2	

INVENTÁRIO DO ESTADO DA SUPERFÍCIE DO PAVIMENTO																							DNIT-PRO 06						
RODOVIA: BR-116 (MG)											SEGMENTO: 0,000 ao 817,000											DATA: 03/2007							
TRECHO: Div. BA/MG - Div. MG/RJ											AVALIADOR: Gerson											FOLHA:							
km	Faixa	Pista Tipo Rev.	OK	FC-1			FC-2		FC-3		AF	O	P	EX	D	R	ALC	ATC	DG	Flecha mm		% de Área			ACOSTAMENTO				
				FI	TTC	TLC	J	TB	JE	E										TRI	TRE	FC-1	FC-2	FC-3	Tipo	Estado	Deg cm	OBS.	
				(1)	(1)	(1)	(2)	(2)	(3)	(3)	(4)	(5)	(5)	(6)	(7)	(8)													
496,540	D	CBUQ					X						X			X					1	2	0	20	0	CBUQ	Bom	2	
496,560	E	CBUQ		X																	1	1	20	0	0	CBUQ	Bom	2	
496,580	D	CBUQ		X																	3	3	40	0	0	CBUQ	Bom	2	
496,600	E	CBUQ		X																	1	2	40	0	0	CBUQ	Bom	2	
496,620	D	CBUQ		X			X														2	3	20	60	0	CBUQ	Bom	2	
496,640	E	CBUQ		X																	1	1	10	0	0	CBUQ	Bom	2	
496,660	D	CBUQ		X																	2	2	40	0	0	CBUQ	Bom	2	
496,680	E	CBUQ		X																	1	2	40	0	0	CBUQ	Bom	2	
496,700	D	CBUQ		X																	2	2	60	0	0	CBUQ	Bom	2	
496,720	E	CBUQ		X																	1	2	30	0	0	CBUQ	Bom	2	
496,740	D	CBUQ		X																	2	3	80	0	0	CBUQ	Bom	2	
496,760	E	CBUQ		X			X														2	3	20	70	0	CBUQ	Bom	2	
496,780	D	CBUQ		X			X														3	3	20	70	0	CBUQ	Bom	2	
496,800	E	CBUQ		X																	3	3	70	0	0	CBUQ	Bom	2	
496,820	D	CBUQ		X																	3	3	30	0	0	CBUQ	Bom	2	
496,840	E	CBUQ		X																	3	3	70	0	0	CBUQ	Bom	2	
496,860	D	CBUQ		X																	3	3	70	0	0	CBUQ	Bom	2	
496,880	E	CBUQ		X	X	X															2	3	60	0	0	CBUQ	Bom	2	
496,900	D	CBUQ		X									X								2	2	70	0	0	CBUQ	Bom	2	
496,920	E	CBUQ		X	X	X															1	2	40	0	0	CBUQ	Bom	2	
496,940	D	CBUQ		X	X	X															1	2	60	0	0	CBUQ	Bom	2	
496,960	E	CBUQ		X																	1	3	40	0	0	CBUQ	Bom	0	
496,980	D	CBUQ		X	X																2	2	30	0	0	CBUQ	Bom	0	
497,000	E	CBUQ		X			X									X					2	2	20	60	0	CBUQ	Bom	0	
497,020	D	CBUQ		X																	2	2	70	0	0	CBUQ	Bom	0	
497,040	E	CBUQ		X			X									X					2	2	20	60	0	CBUQ	Bom	0	
497,060	D	CBUQ					X														2	2	0	70	0	CBUQ	Bom	0	
497,080	E	CBUQ					X														2	2	0	80	0	CBUQ	Bom	0	
497,100	D	CBUQ		X																	2	2	30	0	0	CBUQ	Bom	0	
497,120	E	CBUQ		X																	1	2	20	0	0	CBUQ	Bom	0	
497,140	D	CBUQ		X			X														2	2	20	50	0	CBUQ	Bom	0	
497,160	E	CBUQ																			2	2	0	0	0	CBUQ	Bom	0	
497,180	D	CBUQ																			2	2	0	0	0	CBUQ	Bom	0	

INVENTÁRIO DO ESTADO DA SUPERFÍCIE DO PAVIMENTO																								DNIT-PRO 06					
RODOVIA: BR-116 (MG)												SEGMENTO: 0,000 ao 817,000												DATA: 03/2007					
TRECHO: Div. BA/MG - Div. MG/RJ												AVALIADOR: Gerson												FOLHA:					
km	Faixa	Pista Tipo Rev.	OK	FC-1			FC-2		FC-3		AF	O	P	EX	D	R	ALC	ATC	DG	Flecha mm		% de Área			ACOSTAMENTO				
				FI	TTC	TLC	J	TB	JE	E															Tipo	Estado	Deg cm	OBS.	
				(1)	(1)	(1)	(2)	(2)	(3)	(3)	(4)	(5)	(5)	(6)	(7)	(8)					TRI	TRE	FC-1	FC-2	FC-3				
497,200	E	CBUQ		X																	2	2	10	0	0	CBUQ	Bom	0	
497,220	D	CBUQ																			2	2	0	0	0	CBUQ	Bom	0	
497,240	E	CBUQ		X	X	X	X														2	2	20	20	0	CBUQ	Bom	0	
497,260	D	CBUQ																			2	2	0	0	0	CBUQ	Bom	0	
497,280	E	CBUQ																			1	2	0	0	0	CBUQ	Bom	0	
497,300	D	CBUQ																			1	2	0	0	0	CBUQ	Bom	0	
497,320	E	CBUQ																			1	1	0	0	0	CBUQ	Bom	0	
497,340	D	CBUQ																			1	1	0	0	0	CBUQ	Bom	0	
497,360	E	CBUQ																			1	2	0	0	0	CBUQ	Bom	0	
497,380	D	CBUQ																			2	2	0	0	0	CBUQ	Bom	0	
497,400	E	CBUQ																			2	2	0	0	0	CBUQ	Bom	0	
497,420	D	CBUQ		X																	1	2	10	0	0	CBUQ	Bom	0	
497,440	E	CBUQ		X																	2	1	10	0	0	CBUQ	Bom	0	
497,460	D	CBUQ																			1	1	0	0	0	CBUQ	Bom	2	
497,480	E	CBUQ																			1	2	0	0	0	CBUQ	Bom	2	
497,500	D	CBUQ																			1	1	0	0	0	CBUQ	Bom	2	
497,520	E	CBUQ																			1	1	0	0	0	CBUQ	Bom	2	
497,540	D	CBUQ																			1	1	0	0	0	CBUQ	Bom	2	
497,560	E	CBUQ																			1	1	0	0	0	CBUQ	Bom	2	
497,580	D	CBUQ																			0	1	0	0	0	CBUQ	Bom	2	
497,600	E	CBUQ																			1	1	0	0	0	CBUQ	Bom	2	
497,620	D	CBUQ																			1	1	0	0	0	CBUQ	Bom	2	
497,640	E	CBUQ																			1	1	0	0	0	CBUQ	Bom	2	
497,660	D	CBUQ																			1	1	0	0	0	CBUQ	Bom	2	
497,680	E	CBUQ																			1	1	0	0	0	CBUQ	Bom	2	
497,700	D	CBUQ																			1	1	0	0	0	CBUQ	Bom	2	
497,720	E	CBUQ		X																	1	1	10	0	0	CBUQ	Bom	2	
497,740	D	CBUQ		X																	1	1	10	0	0	CBUQ	Bom	2	
497,760	E	CBUQ		X																	1	1	10	0	0	CBUQ	Bom	2	
497,780	D	CBUQ																			2	2	0	0	0	CBUQ	Bom	2	
497,800	E	CBUQ																			1	2	0	0	0	CBUQ	Bom	2	
497,820	D	CBUQ		X																	2	2	10	0	0	CBUQ	Bom	2	
497,840	E	CBUQ																			2	2	0	0	0	CBUQ	Bom	2	

INVENTÁRIO DO ESTADO DA SUPERFÍCIE DO PAVIMENTO																							DNIT-PRO 06						
RODOVIA: BR-116 (MG)											SEGMENTO: 0,000 ao 817,000											DATA: 03/2007							
TRECHO: Div. BA/MG - Div. MG/RJ											AVALIADOR: Gerson											FOLHA:							
km	Faixa	Pista Tipo Rev.	OK	FC-1			FC-2		FC-3		AF	O	P	EX	D	R	ALC	ATC	DG	Flecha mm		% de Área			ACOSTAMENTO				
				FI	TTC	TLC	J	TB	JE	E										TRI	TRE	FC-1	FC-2	FC-3	Tipo	Estado	Deg cm	OBS.	
				(1)	(1)	(1)	(2)	(2)	(3)	(3)	(4)	(5)	(5)	(6)	(7)	(8)													
497,860	D	CBUQ																			2	2	0	0	0	CBUQ	Bom	2	
497,880	E	CBUQ																			1	2	0	0	0	CBUQ	Bom	2	
497,900	D	CBUQ																			2	2	10	0	0	CBUQ	Bom	2	
497,920	E	CBUQ		X		X															2	2	20	0	0	CBUQ	Bom	2	
497,940	D	CBUQ							X				X		X						2	2	20	0	60	CBUQ	Bom	2	
497,960	E	CBUQ		X	X	X															2	2	50	0	0	CBUQ	Bom	2	
497,980	D	CBUQ		X												X					2	2	40	0	0	CBUQ	Bom	2	
498,000	E	CBUQ		X	X	X										X					2	2	60	0	0	CBUQ	Bom	2	
498,020	D	CBUQ					X								X	X					3	4	0	40	0	CBUQ	Bom	2	
498,040	E	CBUQ		X	X	X															2	2	40	0	0	CBUQ	Bom	2	
498,060	D	CBUQ		X	X	X															2	2	40	0	0	CBUQ	Bom	2	
498,080	E	CBUQ		X	X	X															2	2	40	0	0	CBUQ	Bom	2	
498,100	D	CBUQ		X			X														2	2	40	60	0	CBUQ	Bom	2	
498,120	E	CBUQ		X																	2	2	20	0	0	CBUQ	Bom	2	
498,140	D	CBUQ		X			X									X					2	3	40	20	0	CBUQ	Bom	2	
498,160	E	CBUQ		X																	2	2	40	0	0	CBUQ	Bom	2	
498,180	D	CBUQ					X								X	X					2	2	0	30	0	CBUQ	Bom	2	
498,200	E	CBUQ		X	X																1	1	20	0	0	CBUQ	Bom	2	
498,220	D	CBUQ		X			X									X					1	2	30	30	0	CBUQ	Bom	2	
498,240	E	CBUQ		X			X									X					1	2	30	30	0	CBUQ	Bom	2	
498,260	D	CBUQ		X			X									X					1	2	30	30	0	CBUQ	Bom	2	
498,280	E	CBUQ		X			X														2	1	20	40	0	CBUQ	Bom	2	
498,300	D	CBUQ					X								X	X					2	2	0	60	0	CBUQ	Bom	2	
498,320	E	CBUQ		X																	2	2	20	0	0	CBUQ	Bom	2	
498,340	D	CBUQ		X																	2	2	60	0	0	CBUQ	Bom	2	
498,360	E	CBUQ		X	X	X															2	2	40	0	0	CBUQ	Bom	2	
498,380	D	CBUQ		X												X					1	2	20	0	0	CBUQ	Bom	2	
498,400	E	CBUQ		X																	1	1	50	0	0	CBUQ	Bom	2	
498,420	D	CBUQ													X	X					1	2	0	0	0	CBUQ	Bom	2	
498,440	E	CBUQ		X	X																2	2	20	0	0	CBUQ	Bom	2	
498,460	D	CBUQ		X			X														1	1	20	30	0	CBUQ	Bom	2	
498,480	E	CBUQ		X																	1	1	20	0	0	CBUQ	Bom	2	
498,500	D	CBUQ		X	X																1	1	40	0	0	CBUQ	Bom	2	

INVENTÁRIO DO ESTADO DA SUPERFÍCIE DO PAVIMENTO																								DNIT-PRO 06					
RODOVIA: BR-116 (MG)												SEGMENTO: 0,000 ao 817,000												DATA: 03/2007					
TRECHO: Div. BA/MG - Div. MG/RJ												AVALIADOR: Gerson												FOLHA:					
km	Faixa	Pista Tipo Rev.	OK	FC-1			FC-2		FC-3		AF	O	P	EX	D	R	ALC	ATC	DG	Flecha mm		% de Área			ACOSTAMENTO				
				FI	TTC	TLC	J	TB	JE	E															Tipo	Estado	Deg cm	OBS.	
				(1)	(1)	(1)	(2)	(2)	(3)	(3)	(4)	(5)	(5)	(6)	(7)	(8)					TRI	TRE	FC-1	FC-2	FC-3				
498,520	E	CBUQ		X	X	X															1	1	30	0	0	CBUQ	Bom	2	
498,540	D	CBUQ		X																	1	1	10	0	0	CBUQ	Bom	2	
498,560	E	CBUQ		X	X																1	2	20	0	0	CBUQ	Bom	2	
498,580	D	CBUQ		X																	1	1	10	0	0	CBUQ	Bom	2	
498,600	E	CBUQ		X	X																1	1	50	0	0	CBUQ	Bom	2	
498,620	D	CBUQ		X																	1	1	10	0	0	CBUQ	Bom	2	
498,640	E	CBUQ		X																	1	2	20	0	0	CBUQ	Bom	2	
498,660	D	CBUQ		X																	1	1	10	0	0	CBUQ	Bom	2	
498,680	E	CBUQ		X																	1	1	10	0	0	CBUQ	Bom	2	
498,700	D	CBUQ		X																	1	1	10	0	0	CBUQ	Bom	2	
498,720	E	CBUQ		X	X																1	1	20	0	0	CBUQ	Bom	2	
498,740	D	CBUQ		X			X														2	2	10	60	0	CBUQ	Bom	2	
498,760	E	CBUQ		X	X																2	2	60	0	0	CBUQ	Bom	2	
498,780	D	CBUQ		X	X											X					2	2	40	0	0	CBUQ	Bom	2	
498,800	E	CBUQ		X											X	X					2	2	40	0	0	CBUQ	Bom	2	
498,820	D	CBUQ		X	X	X										X					2	2	40	0	0	CBUQ	Bom	2	
498,840	E	CBUQ		X																	2	3	60	0	0	CBUQ	Bom	2	
498,860	D	CBUQ		X																	2	2	10	0	0	CBUQ	Bom	2	
498,880	E	CBUQ		X																	1	2	20	0	0	CBUQ	Bom	2	
498,900	D	CBUQ		X																	1	1	10	0	0	CBUQ	Bom	2	
498,920	E	CBUQ		X																	1	1	10	0	0	CBUQ	Bom	2	
498,940	D	CBUQ																			1	1	0	0	0	CBUQ	Bom	2	
498,960	E	CBUQ																			1	1	0	0	0	CBUQ	Bom	2	
498,980	D	CBUQ		X																	1	1	10	0	0	CBUQ	Bom	2	
499,000	E	CBUQ		X																	1	1	10	0	0	CBUQ	Bom	2	
499,020	D	CBUQ		X												X					1	1	20	0	0	CBUQ	Bom	2	
499,040	E	CBUQ		X																	1	1	10	0	0	CBUQ	Bom	2	
499,060	D	CBUQ		X			X														1	2	20	40	0	CBUQ	Bom	2	
499,080	E	CBUQ		X	X																1	1	30	0	0	CBUQ	Bom	2	
499,100	D	CBUQ		X																	1	1	20	0	0	CBUQ	Bom	2	
499,120	E	CBUQ		X																	1	1	20	0	0	CBUQ	Bom	2	
499,140	D	CBUQ		X																	1	2	30	0	0	CBUQ	Bom	2	
499,160	E	CBUQ		X																	1	1	40	0	0	CBUQ	Bom	2	

INVENTÁRIO DO ESTADO DA SUPERFÍCIE DO PAVIMENTO																								DNIT-PRO 06					
RODOVIA: BR-116 (MG)												SEGMENTO: 0,000 ao 817,000												DATA: 03/2007					
TRECHO: Div. BA/MG - Div. MG/RJ												AVALIADOR: Gerson												FOLHA:					
km	Faixa	Pista Tipo Rev.	OK	FC-1			FC-2		FC-3		AF	O	P	EX	D	R	ALC	ATC	DG	Flecha mm		% de Área			ACOSTAMENTO				
				FI	TTC	TLC	J	TB	JE	E										TRI	TRE	FC-1	FC-2	FC-3	Tipo	Estado	Deg cm	OBS.	
				(1)	(1)	(1)	(2)	(2)	(3)	(3)	(4)	(5)	(5)	(6)	(7)	(8)													
499,180	D	CBUQ		X																	1	1	30	0	0	CBUQ	Bom	2	
499,200	E	CBUQ		X																	1	1	10	0	0	CBUQ	Bom	2	
499,220	D	CBUQ																			1	1	0	0	0	CBUQ	Bom	2	
499,240	E	CBUQ																			1	1	0	0	0	CBUQ	Bom	2	
499,260	D	CBUQ																			1	1	0	0	0	CBUQ	Bom	2	
499,280	E	CBUQ																			1	1	0	0	0	CBUQ	Bom	2	
499,300	D	CBUQ		X																	0	1	10	0	0	CBUQ	Bom	2	
499,320	E	CBUQ		X																	0	1	10	0	0	CBUQ	Bom	2	
499,340	D	CBUQ		X																	0	1	10	0	0	CBUQ	Bom	2	
499,360	E	CBUQ		X																	0	1	10	0	0	CBUQ	Bom	2	
499,380	D	CBUQ		X																	0	1	10	0	0	CBUQ	Bom	2	
499,400	E	CBUQ																			2	1	0	0	0	CBUQ	Bom	2	
499,420	D	CBUQ																			2	2	0	0	0	CBUQ	Bom	2	
499,440	E	CBUQ																			1	2	0	0	0	CBUQ	Bom	2	
499,460	D	CBUQ																			2	2	0	0	0	CBUQ	Bom	2	
499,480	E	CBUQ		X																	1	2	10	0	0	CBUQ	Bom	2	
499,500	D	CBUQ		X																	2	2	10	0	0	CBUQ	Bom	2	
499,520	E	CBUQ		X																	1	1	10	0	0	CBUQ	Bom	2	
499,540	D	CBUQ		X																	2	2	10	0	0	CBUQ	Bom	2	
499,560	E	CBUQ		X	X																1	2	60	0	0	CBUQ	Bom	2	
499,580	D	CBUQ		X			X								X	X					3	3	40	20	0	CBUQ	Bom	2	
499,600	E	CBUQ		X																	2	2	50	0	0	CBUQ	Bom	2	
499,620	D	CBUQ		X																	2	2	20	0	0	CBUQ	Bom	2	
499,640	E	CBUQ		X	X		X														2	2	20	30	0	CBUQ	Bom	2	
499,660	D	CBUQ		X	X		X														2	3	20	40	0	CBUQ	Bom	2	
499,680	E	CBUQ		X			X														2	2	20	20	0	CBUQ	Bom	2	
499,700	D	CBUQ		X																	2	2	30	0	0	CBUQ	Bom	2	
499,720	E	CBUQ		X	X																2	2	50	0	0	CBUQ	Bom	2	
499,740	D	CBUQ												X							2	2	0	0	0	CBUQ	Bom	2	
499,760	E	CBUQ			X	X															2	2	60	0	0	CBUQ	Bom	2	
499,780	D	CBUQ		X			X						X	X							2	2	250	20	0	CBUQ	Bom	2	
499,800	E	CBUQ		X																	2	2	30	0	0	CBUQ	Bom	2	
499,820	D	CBUQ		X			X														2	2	20	60	0	CBUQ	Bom	2	

INVENTÁRIO DO ESTADO DA SUPERFÍCIE DO PAVIMENTO																								DNIT-PRO 06					
RODOVIA: BR-116 (MG)												SEGMENTO: 0,000 ao 817,000												DATA: 03/2007					
TRECHO: Div. BA/MG - Div. MG/RJ												AVALIADOR: Gerson												FOLHA:					
km	Faixa	Pista Tipo Rev.	OK	FC-1			FC-2		FC-3		AF	O	P	EX	D	R	ALC	ATC	DG	Flecha mm		% de Área			ACOSTAMENTO				
				FI	TTC	TLC	J	TB	JE	E															Tipo	Estado	Deg cm	OBS.	
				(1)	(1)	(1)	(2)	(2)	(3)	(3)																			
499,840	E	CBUQ					X														2	2	0	10	0	CBUQ	Bom	2	
499,860	D	CBUQ					X														1	2	0	60	0	CBUQ	Bom	2	
499,880	E	CBUQ		X			X														2	2	20	40	0	CBUQ	Bom	2	
499,900	D	CBUQ		X																	2	2	60	0	0	CBUQ	Bom	2	
499,920	E	CBUQ		X	X																2	2	30	0	0	CBUQ	Bom	2	
499,940	D	CBUQ		X																	1	2	30	0	0	CBUQ	Bom	2	
499,960	E	CBUQ		X			X														2	2	20	30	0	CBUQ	Bom	2	
499,980	D	CBUQ		X																	2	2	40	0	0	CBUQ	Bom	2	
500,000	E	CBUQ		X																	1	2	30	0	0	CBUQ	Bom	2	
500,020	D	CBUQ		X																	2	2	60	0	0	CBUQ	Bom	2	
500,040	E	CBUQ		X	X																1	2	40	0	0	CBUQ	Bom	2	
500,060	D	CBUQ		X	X	X															2	2	60	0	0	CBUQ	Bom	2	
500,080	E	CBUQ		X	X	X															2	2	60	0	0	CBUQ	Bom	2	
500,100	D	CBUQ		X	X	X															2	2	60	0	0	CBUQ	Bom	2	
500,120	E	CBUQ		X	X	X															2	2	60	0	0	CBUQ	Bom	2	
500,140	D	CBUQ		X	X	X															2	2	60	0	0	CBUQ	Bom	2	
500,160	E	CBUQ		X	X	X															2	2	60	0	0	CBUQ	Bom	2	
500,180	D	CBUQ		X	X	X															2	2	60	0	0	CBUQ	Bom	2	
500,200	E	CBUQ		X	X	X															2	2	60	0	0	CBUQ	Bom	2	
500,220	D	CBUQ		X	X	X															2	2	60	0	0	CBUQ	Bom	2	
500,240	E	CBUQ		X	X	X	X														2	2	60	20	0	CBUQ	Bom	2	
500,260	D	CBUQ		X	X	X															2	2	60	0	0	CBUQ	Bom	2	
500,280	E	CBUQ		X	X	X															2	2	60	0	0	CBUQ	Bom	2	
500,300	D	CBUQ		X	X	X															2	2	60	0	0	CBUQ	Bom	2	
500,320	E	CBUQ		X	X	X															2	2	60	0	0	CBUQ	Bom	2	
500,340	D	CBUQ		X	X	X	X														2	2	60	10	0	CBUQ	Bom	2	
500,360	E	CBUQ		X	X	X	X														2	2	60	10	0	CBUQ	Bom	2	
500,380	D	CBUQ		X	X	X	X														2	2	60	10	0	CBUQ	Bom	2	
500,400	E	CBUQ		X																	1	2	40	0	0	CBUQ	Bom	2	
500,420	D	CBUQ		X																	1	2	20	0	0	CBUQ	Bom	2	
500,440	E	CBUQ		X																	1	2	30	0	0	CBUQ	Bom	2	
500,460	D	CBUQ																			1	1	0	0	0	CBUQ	Bom	0	
500,480	E	CBUQ		X																	1	1	10	0	0	CBUQ	Bom	0	

INVENTÁRIO DO ESTADO DA SUPERFÍCIE DO PAVIMENTO																							DNIT-PRO 06						
RODOVIA: BR-116 (MG)			SEGMENTO: 0,000 ao 817,000																			DATA: 03/2007							
TRECHO: Div. BA/MG - Div. MG/RJ			AVALIADOR: Gerson																			FOLHA:							
km	Faixa	Pista Tipo Rev.	OK	FC-1			FC-2		FC-3		AF	O	P	EX	D	R	ALC	ATC	DG	Flecha mm		% de Área			ACOSTAMENTO				
				FI	TTC	TLC	J	TB	JE	E										TRI	TRE	FC-1	FC-2	FC-3	Tipo	Estado	Deg cm	OBS.	
				(1)	(1)	(1)	(2)	(2)	(3)	(3)																			
500,500	D	CBUQ		X												X					2	2	10	0	0	CBUQ	Bom	0	
500,520	E	CBUQ		X																	1	1	10	0	0	CBUQ	Bom	0	
500,540	D	CBUQ		X																	1	2	10	0	0	CBUQ	Bom	0	
500,560	E	CBUQ		X																	2	2	20	0	0	CBUQ	Bom	0	
500,580	D	CBUQ		X																	1	2	10	0	0	CBUQ	Bom	0	
500,600	E	CBUQ		X																	1	2	10	0	0	CBUQ	Bom	0	
500,620	D	CBUQ		X			X									X					2	2	20	40	0	CBUQ	Bom	0	
500,640	E	CBUQ		X												X					2	2	60	0	0	CBUQ	Bom	0	
500,660	D	CBUQ		X			X						X		X	X					2	2	20	20	0	CBUQ	Bom	0	
500,680	E	CBUQ		X	X																1	2	20	0	0	CBUQ	Bom	0	
500,700	D	CBUQ		X											X	X					2	2	40	0	0	CBUQ	Bom	0	
500,720	E	CBUQ		X																	2	2	20	0	0	CBUQ	Bom	0	
500,740	D	CBUQ		X									X			X					2	2	60	0	0	CBUQ	Bom	0	
500,760	E	CBUQ		X	X								X			X					2	2	60	0	0	CBUQ	Bom	0	
500,780	D	CBUQ		X	X											X					2	2	60	0	0	CBUQ	Bom	0	
500,800	E	CBUQ		X	X											X					2	2	60	0	0	CBUQ	Bom	0	
500,820	D	CBUQ		X	X																2	2	30	0	0	CBUQ	Bom	0	
500,840	E	CBUQ		X	X	X										X					2	2	40	0	0	CBUQ	Bom	0	
500,860	D	CBUQ		X	X	X															2	2	50	0	0	CBUQ	Bom	0	
500,880	E	CBUQ		X	X	X										X					1	1	40	0	0	CBUQ	Bom	0	
500,900	D	CBUQ		X												X					1	1	10	0	0	CBUQ	Bom	0	
500,920	E	CBUQ																			1	1	0	0	0	CBUQ	Bom	0	
500,940	D	CBUQ		X	X								X			X					1	1	20	0	0	CBUQ	Bom	0	
500,960	E	CBUQ														X					1	1	0	0	0	CBUQ	Bom	0	Km 12,951 ao
500,980	D	CBUQ		X												X					1	1	10	0	0	CBUQ	Bom	0	13,161 ponte
501,000	E	CBUQ		X	X											X					1	1	10	0	0	CBUQ	Bom	0	
501,020	D	CBUQ		X	X											X					1	1	10	0	0	CBUQ	Bom	0	
501,040	E	CBUQ		X												X					1	1	10	0	0	CBUQ	Bom	0	
501,060	D	CBUQ		X												X					1	1	10	0	0	CBUQ	Bom	0	
501,080	E	CBUQ																			1	1	0	0	0	CBUQ	Bom	0	
501,100	D	CBUQ																			1	1	0	0	0	CBUQ	Bom	0	
501,120	E	CBUQ		X												X					1	1	10	0	0	CBUQ	Bom	0	
501,140	D	CBUQ		X	X																1	1	30	0	0	CBUQ	Bom	0	

INVENTÁRIO DO ESTADO DA SUPERFÍCIE DO PAVIMENTO																							DNIT-PRO 06						
RODOVIA: BR-116 (MG)											SEGMENTO: 0,000 ao 817,000											DATA: 03/2007							
TRECHO: Div. BA/MG - Div. MG/RJ											AVALIADOR: Gerson											FOLHA:							
km	Faixa	Pista Tipo Rev.	OK	FC-1			FC-2		FC-3		AF	O	P	EX	D	R	ALC	ATC	DG	Flecha mm		% de Área			ACOSTAMENTO				
				FI	TTC	TLC	J	TB	JE	E										TRI	TRE	FC-1	FC-2	FC-3	Tipo	Estado	Deg cm	OBS.	
				(1)	(1)	(1)	(2)	(2)	(3)	(3)																			
501,160	E	CBUQ		X																	1	1	20	0	0	CBUQ	Bom	0	
501,180	D	CBUQ																			1	1	10	0	0	CBUQ	Bom	0	
501,200	E	CBUQ		X																	1	1	0	0	0	CBUQ	Bom	0	
501,220	D	CBUQ		X	X																1	1	10	0	0	CBUQ	Bom	0	
501,240	E	CBUQ		X												X					1	1	20	0	0	CBUQ	Bom	0	
501,260	D	CBUQ		X																	1	1	10	0	0	CBUQ	Bom	0	
501,280	E	CBUQ		X												X					1	1	10	0	0	CBUQ	Bom	0	
501,300	D	CBUQ		X	X																1	2	10	0	0	CBUQ	Bom	0	
501,320	E	CBUQ		X	X	X															1	2	60	0	0	CBUQ	Bom	0	
501,340	D	CBUQ		X	X	X															1	1	20	0	0	CBUQ	Bom	0	
501,360	E	CBUQ		X	X	X															1	2	30	0	0	CBUQ	Bom	0	
501,380	D	CBUQ		X																	2	2	10	0	0	CBUQ	Bom	0	
501,400	E	CBUQ			X	X										X					4	3	60	0	0	CBUQ	Bom	0	
501,420	D	CBUQ		X	X																2	2	10	0	0	CBUQ	Bom	0	
501,440	E	CBUQ		X	X	X										X					2	2	70	0	0	CBUQ	Bom	0	
501,460	D	CBUQ			X	X										X					2	2	30	0	0	CBUQ	Bom	0	
501,480	E	CBUQ		X	X										X						2	2	40	0	0	CBUQ	Bom	0	
501,500	D	CBUQ		X	X	X									X						2	3	50	0	0	CBUQ	Bom	0	
501,520	E	CBUQ		X	X	X															2	2	40	0	0	CBUQ	Bom	0	
501,540	D	CBUQ			X	X									X						2	3	40	0	0	CBUQ	Bom	0	
501,560	E	CBUQ						X							X						3	3	0	60	0	CBUQ	Bom	0	
501,580	D	CBUQ			X				X						X	X					3	3	20	0	60	CBUQ	Bom	0	
501,600	E	CBUQ		X	X	X															2	2	80	0	0	CBUQ	Bom	0	
501,620	D	CBUQ		X	X				X							X					2	2	20	40	0	CBUQ	Bom	0	
501,640	E	CBUQ		X	X	X															3	3	70	0	0	CBUQ	Bom	0	
501,660	D	CBUQ		X																	2	2	10	0	0	CBUQ	Bom	0	
501,680	E	CBUQ		X	X	X			X												3	3	20	0	40	CBUQ	Bom	0	
501,700	D	CBUQ		X	X																1	2	20	0	0	CBUQ	Bom	0	
501,720	E	CBUQ		X	X	X															2	2	40	0	0	CBUQ	Bom	0	
501,740	D	CBUQ		X	X																1	2	30	0	0	CBUQ	Bom	0	
501,760	E	CBUQ		X	X											X					1	2	30	0	0	CBUQ	Bom	0	
501,780	D	CBUQ		X	X	X															2	2	50	0	0	CBUQ	Bom	0	
501,800	E	CBUQ		X	X	X															2	3	50	0	0	CBUQ	Bom	0	

INVENTÁRIO DO ESTADO DA SUPERFÍCIE DO PAVIMENTO																								DNIT-PRO 06					
RODOVIA: BR-116 (MG)												SEGMENTO: 0,000 ao 817,000												DATA: 03/2007					
TRECHO: Div. BA/MG - Div. MG/RJ												AVALIADOR: Gerson												FOLHA:					
km	Faixa	Pista Tipo Rev.	OK	FC-1			FC-2		FC-3		AF	O	P	EX	D	R	ALC	ATC	DG	Flecha mm		% de Área			ACOSTAMENTO				
				FI	TTC	TLC	J	TB	JE	E															Tipo	Estado	Deg cm	OBS.	
				(1)	(1)	(1)	(2)	(2)	(3)	(3)																			
501,820	D	CBUQ		X																	2	2	30	0	0	CBUQ	Bom	0	
501,840	E	CBUQ		X	X											X					3	3	40	0	0	CBUQ	Bom	0	
501,860	D	CBUQ																			1	1	0	0	0	CBUQ	Bom	0	
501,880	E	CBUQ																			0	1	0	0	0	CBUQ	Bom	0	
501,900	D	CBUQ																			1	1	0	0	0	CBUQ	Bom	0	
501,920	E	CBUQ		X																	1	1	10	0	0	CBUQ	Bom	0	
501,940	D	CBUQ																			1	1	0	0	0	CBUQ	Bom	0	
501,960	E	CBUQ		X	X	X										X					1	1	40	0	0	CBUQ	Bom	0	
501,980	D	CBUQ		X																	2	2	10	0	0	CBUQ	Bom	0	
502,000	E	CBUQ		X	X	X															2	2	30	0	0	CBUQ	Bom	0	
502,020	D	CBUQ		X																	2	2	10	0	0	CBUQ	Bom	0	
502,040	E	CBUQ		X	X	X															2	2	40	0	0	CBUQ	Bom	0	
502,060	D	CBUQ																			1	1	0	0	0	CBUQ	Bom	0	
502,080	E	CBUQ		X	X	X															1	2	40	0	0	CBUQ	Bom	0	
502,100	D	CBUQ		X																	1	1	10	0	0	CBUQ	Bom	0	
502,120	E	CBUQ		X	X	X															1	1	40	0	0	CBUQ	Bom	0	
502,140	D	CBUQ		X																	1	1	10	0	0	CBUQ	Bom	0	
502,160	E	CBUQ		X	X	X															1	2	40	0	0	CBUQ	Bom	0	
502,180	D	CBUQ		X																	1	1	10	0	0	CBUQ	Bom	0	
502,200	E	CBUQ		X																	2	2	30	0	0	CBUQ	Bom	0	
502,220	D	CBUQ																			1	2	0	0	0	CBUQ	Bom	0	
502,240	E	CBUQ		X																	2	2	10	0	0	CBUQ	Bom	0	
502,260	D	CBUQ																			2	2	0	0	0	CBUQ	Bom	0	
502,280	E	CBUQ		X																	2	2	10	0	0	CBUQ	Bom	0	
502,300	D	CBUQ		X																	2	2	10	0	0	CBUQ	Bom	0	
502,320	E	CBUQ		X		X															1	2	0	0	0	CBUQ	Bom	0	
502,340	D	CBUQ		X		X															2	2	40	0	0	CBUQ	Bom	0	
502,360	E	CBUQ		X	X	X			X						X						3	3	20	0	20	CBUQ	Bom	0	
502,380	D	CBUQ		X																	1	2	10	0	0	CBUQ	Bom	0	
502,400	E	CBUQ		X	X																1	2	30	0	0	CBUQ	Bom	0	
502,420	D	CBUQ		X																	2	2	10	0	0	CBUQ	Bom	0	
502,440	E	CBUQ		X																	1	2	40	0	0	CBUQ	Bom	0	
502,460	D	CBUQ		X																	1	1	10	0	0	CBUQ	Bom	0	

INVENTÁRIO DO ESTADO DA SUPERFÍCIE DO PAVIMENTO																								DNIT-PRO 06					
RODOVIA: BR-116 (MG)												SEGMENTO: 0,000 ao 817,000												DATA: 03/2007					
TRECHO: Div. BA/MG - Div. MG/RJ												AVALIADOR: Gerson												FOLHA:					
km	Faixa	Pista Tipo Rev.	OK	FC-1			FC-2		FC-3		AF	O	P	EX	D	R	ALC	ATC	DG	Flecha mm		% de Área			ACOSTAMENTO				
				FI	TTC	TLC	J	TB	JE	E																			
				(1)	(1)	(1)	(2)	(2)	(3)	(3)										TRI	TRE	FC-1	FC-2	FC-3	Tipo	Estado	Deg cm	OBS.	
502,480	E	CBUQ		X	X	X															1	1	10	0	0	CBUQ	Bom	0	
502,500	D	CBUQ		X																	1	2	10	0	0	CBUQ	Bom	0	
502,520	E	CBUQ		X	X	X															1	2	10	0	0	CBUQ	Bom	0	
502,540	D	CBUQ		X																	1	1	10	0	0	CBUQ	Bom	0	
502,560	E	CBUQ		X		X															1	1	10	0	0	CBUQ	Bom	0	
502,580	D	CBUQ																			1	2	0	0	0	CBUQ	Bom	0	
502,600	E	CBUQ		X																	1	2	20	0	0	CBUQ	Bom	0	
502,620	D	CBUQ		X																	1	2	10	0	0	CBUQ	Bom	0	
502,640	E	CBUQ		X	X	X	X														1	2	20	0	0	CBUQ	Bom	0	
502,660	D	CBUQ		X																	2	2	30	0	0	CBUQ	Bom	0	
502,680	E	CBUQ		X												X					1	2	40	0	0	CBUQ	Bom	0	
502,700	D	CBUQ		X	X	X															1	1	30	0	0	CBUQ	Bom	0	
502,720	E	CBUQ		X																	1	1	20	0	0	CBUQ	Bom	0	
502,740	D	CBUQ		X																	1	1	10	0	0	CBUQ	Bom	0	
502,760	E	CBUQ		X	X	X															1	1	10	0	0	CBUQ	Bom	0	
502,780	D	CBUQ		X																	1	1	20	0	0	CBUQ	Bom	0	
502,800	E	CBUQ		X	X	X															1	1	30	0	0	CBUQ	Bom	0	
502,820	D	CBUQ					X														3	3	0	40	0	CBUQ	Bom	0	
502,840	E	CBUQ		X			X								X	X					3	3	30	30	0	CBUQ	Bom	0	
502,860	D	CBUQ		X																	1	2	20	0	0	CBUQ	Bom	0	
502,880	E	CBUQ		X	X	X										X					2	2	50	0	0	CBUQ	Bom	0	
502,900	D	CBUQ		X																	1	1	20	0	0	CBUQ	Bom	0	
502,920	E	CBUQ																			1	1	0	0	0	CBUQ	Bom	0	
502,940	D	CBUQ		X												X					1	2	10	0	0	CBUQ	Bom	0	
502,960	E	CBUQ		X			X									X					1	1	10	10	0	CBUQ	Bom	0	
502,980	D	CBUQ																			1	1	0	0	0	CBUQ	Bom	0	
503,000	E	CBUQ		X	X	X							X			X					1	1	40	0	0	CBUQ	Bom	0	
503,020	D	CBUQ		X			X									X					1	2	20	20	0	CBUQ	Bom	0	
503,040	E	CBUQ		X																	1	1	10	0	0	CBUQ	Bom	0	
503,060	D	CBUQ		X												X					1	1	10	0	0	CBUQ	Bom	0	
503,080	E	CBUQ		X		X															1	1	20	0	0	CBUQ	Bom	0	
503,100	D	CBUQ		X												X					1	1	30	0	0	CBUQ	Bom	0	
503,120	E	CBUQ		X	X		X														1	2	10	30	0	CBUQ	Bom	0	

INVENTÁRIO DO ESTADO DA SUPERFÍCIE DO PAVIMENTO																							DNIT-PRO 06						
RODOVIA: BR-116 (MG)											SEGMENTO: 0,000 ao 817,000											DATA: 03/2007							
TRECHO: Div. BA/MG - Div. MG/RJ											AVALIADOR: Gerson											FOLHA:							
km	Faixa	Pista Tipo Rev.	OK	FC-1			FC-2		FC-3		AF	O	P	EX	D	R	ALC	ATC	DG	Flecha mm		% de Área			ACOSTAMENTO				
				FI	TTC	TLC	J	TB	JE	E										TRI	TRE	FC-1	FC-2	FC-3	Tipo	Estado	Deg cm	OBS.	
				(1)	(1)	(1)	(2)	(2)	(3)	(3)	(4)	(5)	(5)	(6)	(7)	(8)													
503,140	D	CBUQ		X			X						X			X					2	2	20	20	0	CBUQ	Bom	0	
503,160	E	CBUQ		X	X		X														2	2	20	20	0	CBUQ	Bom	0	
503,180	D	CBUQ		X	X	X															1	1	20	0	0	CBUQ	Bom	0	
503,200	E	CBUQ		X																	1	1	30	0	0	CBUQ	Bom	0	
503,220	D	CBUQ		X			X														1	1	10	30	0	CBUQ	Bom	0	
503,240	E	CBUQ																			1	1	0	0	0	CBUQ	Bom	0	
503,260	D	CBUQ		X	X	X															1	1	20	0	0	CBUQ	Bom	0	
503,280	E	CBUQ		X	X	X	X														1	1	20	20	0	CBUQ	Bom	0	
503,300	D	CBUQ		X	X	X									X	X					2	2	40	0	0	CBUQ	Bom	0	
503,320	E	CBUQ		X	X	X	X									X					2	2	40	20	0	CBUQ	Bom	0	
503,340	D	CBUQ		X		X	X														2	2	20	30	0	CBUQ	Bom	0	
503,360	E	CBUQ		X	X	X															2	2	40	0	0	CBUQ	Bom	0	
503,380	D	CBUQ		X	X		X								X	X					3	3	20	20	0	CBUQ	Bom	0	
503,400	E	CBUQ			X	X			X						X						2	2	20	0	30	CBUQ	Bom	0	
503,420	D	CBUQ		X												X					2	2	20	0	0	CBUQ	Bom	0	
503,440	E	CBUQ		X					X						X						2	3	20	0	40	CBUQ	Bom	0	
503,460	D	CBUQ		X			X														2	2	20	20	0	CBUQ	Bom	0	
503,480	E	CBUQ		X																	1	1	10	0	0	CBUQ	Bom	0	
503,500	D	CBUQ		X			X														1	1	20	30	0	CBUQ	Bom	0	
503,520	E	CBUQ		X			X														1	1	10	10	0	CBUQ	Bom	0	
503,540	D	CBUQ		X			X									X					2	2	10	20	0	CBUQ	Bom	0	
503,560	E	CBUQ																			1	1	0	0	0	CBUQ	Bom	0	
503,580	D	CBUQ		X			X									X					1	2	20	30	0	CBUQ	Bom	0	
503,600	E	CBUQ																			1	1	0	0	0	CBUQ	Bom	0	
503,620	D	CBUQ		X			X														1	2	10	20	0	CBUQ	Bom	0	
503,640	E	CBUQ																			1	1	0	0	0	CBUQ	Bom	0	
503,660	D	CBUQ		X			X														1	1	10	10	0	CBUQ	Bom	0	
503,680	E	CBUQ																			1	1	0	0	0	CBUQ	Bom	0	
503,700	D	CBUQ		X												X					1	2	10	20	0	CBUQ	Bom	0	
503,720	E	CBUQ		X																	1	1	10	0	0	CBUQ	Bom	0	
503,740	D	CBUQ		X																	1	2	60	0	0	CBUQ	Bom	0	
503,760	E	CBUQ		X			X									X					1	2	10	10	0	CBUQ	Bom	0	
503,780	D	CBUQ		X																	1	2	30	0	0	CBUQ	Bom	0	

INVENTÁRIO DO ESTADO DA SUPERFÍCIE DO PAVIMENTO																								DNIT-PRO 06					
RODOVIA: BR-116 (MG)												SEGMENTO: 0,000 ao 817,000												DATA: 03/2007					
TRECHO: Div. BA/MG - Div. MG/RJ												AVALIADOR: Gerson												FOLHA:					
km	Faixa	Pista Tipo Rev.	OK	FC-1			FC-2		FC-3		AF	O	P	EX	D	R	ALC	ATC	DG	Flecha mm		% de Área			ACOSTAMENTO				
				FI	TTC	TLC	J	TB	JE	E															Tipo	Estado	Deg cm	OBS.	
				(1)	(1)	(1)	(2)	(2)	(3)	(3)																			
503,800	E	CBUQ		X																	1	1	10	0	0	CBUQ	Bom	0	
503,820	D	CBUQ		X			X														1	2	30	20	0	CBUQ	Bom	0	
503,840	E	CBUQ		X																	1	1	10	0	0	CBUQ	Bom	0	
503,860	D	CBUQ		X			X														1	2	20	40	0	CBUQ	Bom	0	
503,880	E	CBUQ		X																	1	1	10	0	0	CBUQ	Bom	0	
503,900	D	CBUQ		X	X		X									X					1	2	20	20	0	CBUQ	Bom	0	
503,920	E	CBUQ		X																	1	1	10	0	0	CBUQ	Bom	0	
503,940	D	CBUQ		X			X									X					2	2	20	20	0	CBUQ	Bom	0	
503,960	E	CBUQ		X																	1	1	10	0	0	CBUQ	Bom	0	
503,980	D	CBUQ		X												X					1	1	10	0	0	CBUQ	Bom	0	
504,000	E	CBUQ		X																	0	1	10	0	0	CBUQ	Bom	0	
504,020	D	CBUQ		X																	1	1	10	0	0	CBUQ	Bom	0	
504,040	E	CBUQ		X																	1	1	10	0	0	CBUQ	Bom	0	
504,060	D	CBUQ		X																	2	2	30	0	0	CBUQ	Bom	0	
504,080	E	CBUQ		X	X																2	2	30	0	0	CBUQ	Bom	0	
504,100	D	CBUQ		X																	1	1	10	0	0	CBUQ	Bom	0	
504,120	E	CBUQ		X																	1	1	10	0	0	CBUQ	Bom	0	
504,140	D	CBUQ		X												X					1	1	10	0	0	CBUQ	Bom	0	
504,160	E	CBUQ																			1	1	0	0	0	CBUQ	Bom	0	
504,180	D	CBUQ																			1	1	0	0	0	CBUQ	Bom	0	
504,200	E	CBUQ																			1	1	0	0	0	CBUQ	Bom	0	
504,220	D	CBUQ																			1	1	0	0	0	CBUQ	Bom	0	
504,240	E	CBUQ		X																	1	1	10	0	0	CBUQ	Bom	0	
504,260	D	CBUQ		X																	1	1	20	0	0	CBUQ	Bom	0	
504,280	E	CBUQ		X																	1	1	10	0	0	CBUQ	Bom	0	
504,300	D	CBUQ		X												X					1	1	30	0	0	CBUQ	Bom	0	
504,320	E	CBUQ		X												X					1	1	20	0	0	CBUQ	Bom	0	
504,340	D	CBUQ			X	X							X			X					2	2	30	0	0	CBUQ	Bom	0	
504,360	E	CBUQ		X																	1	1	30	0	0	CBUQ	Bom	0	
504,380	D	CBUQ		X																	2	2	50	0	0	CBUQ	Bom	0	
504,400	E	CBUQ		X												X					2	2	40	0	0	CBUQ	Bom	0	
504,420	D	CBUQ		X	X																1	2	60	0	0	CBUQ	Bom	0	
504,440	E	CBUQ		X									X			X					1	1	30	0	0	CBUQ	Bom	0	

INVENTÁRIO DO ESTADO DA SUPERFÍCIE DO PAVIMENTO																								DNIT-PRO 06					
RODOVIA: BR-116 (MG)												SEGMENTO: 0,000 ao 817,000												DATA: 03/2007					
TRECHO: Div. BA/MG - Div. MG/RJ												AVALIADOR: Gerson												FOLHA:					
km	Faixa	Pista Tipo Rev.	OK	FC-1			FC-2		FC-3		AF	O	P	EX	D	R	ALC	ATC	DG	Flecha mm		% de Área			ACOSTAMENTO				
				FI	TTC	TLC	J	TB	JE	E															Tipo	Estado	Deg cm	OBS.	
				(1)	(1)	(1)	(2)	(2)	(3)	(3)																			
504,460	D	CBUQ		X																	1	1	10	0	0	CBUQ	Bom	0	
504,480	E	CBUQ																			0	1	0	0	0	CBUQ	Bom	0	
504,500	D	CBUQ		X												X					1	1	10	0	0	CBUQ	Bom	0	
504,520	E	CBUQ																			1	1	0	0	0	CBUQ	Bom	0	
504,540	D	CBUQ		X			X														1	1	10	10	0	CBUQ	Bom	0	
504,560	E	CBUQ		X			X														1	2	20	10	0	CBUQ	Bom	0	
504,580	D	CBUQ		X																	2	2	20	0	0	CBUQ	Bom	0	
504,600	E	CBUQ		X			X														2	2	20	20	0	CBUQ	Bom	0	
504,620	D	CBUQ		X			X									X					1	2	10	10	0	CBUQ	Bom	0	
504,640	E	CBUQ		X																	2	2	10	0	0	CBUQ	Bom	0	
504,660	D	CBUQ		X																	2	2	20	0	0	CBUQ	Bom	0	
504,680	E	CBUQ		X																	1	2	20	0	0	CBUQ	Bom	0	
504,700	D	CBUQ		X																	2	2	10	0	0	CBUQ	Bom	0	
504,720	E	CBUQ		X																	1	1	10	0	0	CBUQ	Bom	0	
504,740	D	CBUQ		X																	1	2	10	0	0	CBUQ	Bom	0	
504,760	E	CBUQ		X																	2	2	20	0	0	CBUQ	Bom	0	
504,780	D	CBUQ																			1	1	0	0	0	CBUQ	Bom	0	
504,800	E	CBUQ		X																	1	2	20	0	0	CBUQ	Bom	0	
504,820	D	CBUQ		X																	1	1	10	0	0	CBUQ	Bom	0	
504,840	E	CBUQ		X																	1	2	30	0	0	CBUQ	Bom	0	
504,860	D	CBUQ		X			X														1	1	20	20	0	CBUQ	Bom	0	
504,880	E	CBUQ		X																	1	1	20	0	0	CBUQ	Bom	0	
504,900	D	CBUQ		X																	1	1	10	0	0	CBUQ	Bom	0	
504,920	E	CBUQ		X		X															1	1	20	0	0	CBUQ	Bom	0	
504,940	D	CBUQ																			1	1	0	0	0	CBUQ	Bom	0	
504,960	E	CBUQ														X					1	1	0	0	0	CBUQ	Bom	0	
504,980	D	CBUQ		X																	1	1	30	0	0	CBUQ	Bom	0	
505,000	E	CBUQ		X	X	X															1	1	60	0	0	CBUQ	Bom	0	
505,020	D	CBUQ		X																	1	1	40	0	0	CBUQ	Bom	0	
505,040	E	CBUQ		X																	1	1	20	0	0	CBUQ	Bom	0	
505,060	D	CBUQ		X																	1	1	20	0	0	CBUQ	Bom	0	
505,080	E	CBUQ		X	X	X															1	2	40	0	0	CBUQ	Bom	0	
505,100	D	CBUQ		X	X	X															2	2	60	0	0	CBUQ	Bom	0	

INVENTÁRIO DO ESTADO DA SUPERFÍCIE DO PAVIMENTO																								DNIT-PRO 06					
RODOVIA: BR-116 (MG)												SEGMENTO: 0,000 ao 817,000												DATA: 03/2007					
TRECHO: Div. BA/MG - Div. MG/RJ												AVALIADOR: Gerson												FOLHA:					
km	Faixa	Pista Tipo Rev.	OK	FC-1			FC-2		FC-3		AF	O	P	EX	D	R	ALC	ATC	DG	Flecha mm		% de Área			ACOSTAMENTO				
				FI	TTC	TLC	J	TB	JE	E															Tipo	Estado	Deg cm	OBS.	
				(1)	(1)	(1)	(2)	(2)	(3)	(3)	(4)	(5)	(5)	(6)	(7)	(8)					TRI	TRE	FC-1	FC-2	FC-3				
505,120	E	CBUQ		X																	2	2	60	0	0	CBUQ	Bom	0	
505,140	D	CBUQ		X																	1	1	10	0	0	CBUQ	Bom	0	
505,160	E	CBUQ		X												X					2	2	60	0	0	CBUQ	Bom	0	
505,180	D	CBUQ		X																	2	2	20	0	0	CBUQ	Bom	0	
505,200	E	CBUQ		X												X					1	2	30	0	0	CBUQ	Bom	0	
505,220	D	CBUQ		X	X	X															2	2	20	0	0	CBUQ	Bom	0	
505,240	E	CBUQ		X	X	X															2	2	30	0	0	CBUQ	Bom	0	
505,260	D	CBUQ		X																	2	2	30	0	0	CBUQ	Bom	0	
505,280	E	CBUQ		X																	1	2	60	0	0	CBUQ	Bom	0	
505,300	D	CBUQ		X																	2	2	60	0	0	CBUQ	Bom	0	
505,320	E	CBUQ		X																	2	2	20	0	0	CBUQ	Bom	0	
505,340	D	CBUQ		X			X								X	X					2	2	20	40	0	CBUQ	Bom	0	
505,360	E	CBUQ		X																	2	2	30	0	0	CBUQ	Bom	0	
505,380	D	CBUQ		X												X					2	2	30	0	0	CBUQ	Bom	0	
505,400	E	CBUQ		X																	2	2	40	0	0	CBUQ	Bom	0	
505,420	D	CBUQ							X						X	X					3	3	0	0	40	CBUQ	Bom	0	
505,440	E	CBUQ		X					X						X	X					2	3	20	0	40	CBUQ	Bom	0	
505,460	D	CBUQ		X												X					1	2	20	0	0	CBUQ	Bom	0	
505,480	E	CBUQ		X			X														2	2	20	60	0	CBUQ	Bom	0	
505,500	D	CBUQ		X			X														1	2	20	30	0	CBUQ	Bom	0	
505,520	E	CBUQ		X																	1	2	50	0	0	CBUQ	Bom	0	
505,540	D	CBUQ		X																	1	2	60	0	0	CBUQ	Bom	0	
505,560	E	CBUQ		X																	2	2	30	0	0	CBUQ	Bom	0	
505,580	D	CBUQ		X																	1	2	40	0	0	CBUQ	Bom	0	
505,600	E	CBUQ		X																	2	2	30	0	0	CBUQ	Bom	0	
505,620	D	CBUQ		X																	1	2	60	0	0	CBUQ	Bom	0	
505,640	E	CBUQ		X									X			X					2	2	30	0	0	CBUQ	Bom	0	
505,660	D	CBUQ		X	X											X					2	2	40	0	0	CBUQ	Bom	0	
505,680	E	CBUQ		X																	2	2	50	0	0	CBUQ	Bom	0	
505,700	D	CBUQ		X																	2	2	40	0	0	CBUQ	Bom	0	
505,720	E	CBUQ		X			X									X					3	3	30	20	0	CBUQ	Bom	0	
505,740	D	CBUQ		X																	2	2	60	0	0	CBUQ	Bom	0	
505,760	E	CBUQ		X																	2	2	70	0	0	CBUQ	Bom	0	

INVENTÁRIO DO ESTADO DA SUPERFÍCIE DO PAVIMENTO																								DNIT-PRO 06					
RODOVIA: BR-116 (MG)												SEGMENTO: 0,000 ao 817,000												DATA: 03/2007					
TRECHO: Div. BA/MG - Div. MG/RJ												AVALIADOR: Gerson												FOLHA:					
km	Faixa	Pista Tipo Rev.	OK	FC-1			FC-2		FC-3		AF	O	P	EX	D	R	ALC	ATC	DG	Flecha mm		% de Área			ACOSTAMENTO				
				FI	TTC	TLC	J	TB	JE	E															Tipo	Estado	Deg cm	OBS.	
				(1)	(1)	(1)	(2)	(2)	(3)	(3)																			
505,780	D	CBUQ		X																	1	2	20	0	0	CBUQ	Bom	0	
505,800	E	CBUQ		X	X	X															2	2	30	0	0	CBUQ	Bom	0	
505,820	D	CBUQ		X												X					2	2	30	0	0	CBUQ	Bom	0	
505,840	E	CBUQ		X			X														2	2	20	20	0	CBUQ	Bom	0	
505,860	D	CBUQ		X																	2	2	70	0	0	CBUQ	Bom	0	
505,880	E	CBUQ		X																	1	1	20	0	0	CBUQ	Bom	0	
505,900	D	CBUQ		X																	2	2	60	0	0	CBUQ	Bom	0	
505,920	E	CBUQ		X												X					2	2	30	0	0	CBUQ	Bom	0	
505,940	D	CBUQ		X																	2	2	80	0	0	CBUQ	Bom	0	
505,960	E	CBUQ		X	X											X					2	2	20	0	0	CBUQ	Bom	0	
505,980	D	CBUQ		X																	2	2	40	0	0	CBUQ	Bom	0	
506,000	E	CBUQ		X												X					2	2	30	0	0	CBUQ	Bom	0	
506,020	D	CBUQ		X																	2	2	20	0	0	CBUQ	Bom	0	
506,040	E	CBUQ		X												X					2	2	10	0	0	CBUQ	Bom	0	
506,060	D	CBUQ		X																	2	2	40	0	0	CBUQ	Bom	0	
506,080	E	CBUQ		X																	2	2	50	0	0	CBUQ	Bom	0	
506,100	D	CBUQ		X	X		X									X					2	2	20	20	0	CBUQ	Bom	0	
506,120	E	CBUQ		X												X					2	2	30	0	0	CBUQ	Bom	0	
506,140	D	CBUQ		X																	2	2	20	0	0	CBUQ	Bom	0	
506,160	E	CBUQ		X									X			X					1	2	40	0	0	CBUQ	Bom	0	
506,180	D	CBUQ		X									X			X					2	2	30	0	0	CBUQ	Bom	0	
506,200	E	CBUQ		X																	1	2	30	0	0	CBUQ	Bom	0	
506,220	D	CBUQ											X								1	1	0	0	0	CBUQ	Bom	0	
506,240	E	CBUQ		X																	1	2	30	0	0	CBUQ	Bom	0	
506,260	D	CBUQ		X																	1	2	30	0	0	CBUQ	Bom	0	
506,280	E	CBUQ		X																	2	2	40	0	0	CBUQ	Bom	0	
506,300	D	CBUQ		X																	1	1	20	0	0	CBUQ	Bom	0	
506,320	E	CBUQ		X																	2	2	50	0	0	CBUQ	Bom	0	
506,340	D	CBUQ		X																	1	2	30	0	0	CBUQ	Bom	0	
506,360	E	CBUQ		X																	2	2	40	0	0	CBUQ	Bom	0	
506,380	D	CBUQ		X																	1	2	40	0	0	CBUQ	Bom	0	
506,400	E	CBUQ		X																	1	2	60	0	0	CBUQ	Bom	0	
506,420	D	CBUQ		X												X					1	1	60	0	0	CBUQ	Bom	0	

INVENTÁRIO DO ESTADO DA SUPERFÍCIE DO PAVIMENTO																								DNIT-PRO 06				
RODOVIA: BR-116 (MG)												SEGMENTO: 0,000 ao 817,000												DATA: 03/2007				
TRECHO: Div. BA/MG - Div. MG/RJ												AVALIADOR: Gerson												FOLHA:				
km	Faixa	Pista Tipo Rev.	OK	FC-1			FC-2		FC-3		AF	O	P	EX	D	R	ALC	ATC	DG	Flecha mm		% de Área			ACOSTAMENTO			
				FI	TTC	TLC	J	TB	JE	E															Tipo	Estado	Deg cm	OBS.
				(1)	(1)	(1)	(2)	(2)	(3)	(3)	(4)	(5)	(5)	(6)	(7)	(8)					TRI	TRE	FC-1	FC-2	FC-3			
506,440	E	CBUQ		X																2	2	40	0	0	CBUQ	Bom	0	
506,460	D	CBUQ		X									X			X				2	2	30	0	0	CBUQ	Bom	0	
506,480	E	CBUQ		X																1	2	30	0	0	CBUQ	Bom	0	
506,500	D	CBUQ		X												X				1	1	30	0	0	CBUQ	Bom	0	
506,520	E	CBUQ		X																1	2	50	0	0	CBUQ	Bom	0	
506,540	D	CBUQ		X												X				1	2	30	0	0	CBUQ	Bom	0	
506,560	E	CBUQ		X									X			X				2	2	70	0	0	CBUQ	Bom	0	
506,580	D	CBUQ		X												X				2	2	20	0	0	CBUQ	Bom	0	
506,600	E	CBUQ		X																2	2	50	0	0	CBUQ	Bom	0	
506,620	D	CBUQ		X																1	1	10	0	0	CBUQ	Bom	0	
506,640	E	CBUQ		X	X	X										X				1	2	30	0	0	CBUQ	Bom	0	
506,660	D	CBUQ		X									X			X				1	1	10	0	0	CBUQ	Bom	0	
506,680	E	CBUQ		X	X	X														1	1	30	0	0	CBUQ	Bom	0	
506,700	D	CBUQ		X																1	1	10	0	0	CBUQ	Bom	0	
506,720	E	CBUQ		X									X			X				2	2	40	0	0	CBUQ	Bom	0	
506,740	D	CBUQ		X																1	1	10	0	0	CBUQ	Bom	0	
506,760	E	CBUQ		X	X											X				2	2	60	0	0	CBUQ	Bom	0	
506,780	D	CBUQ		X																1	1	10	0	0	CBUQ	Bom	0	
506,800	E	CBUQ		X	X	X										X				3	3	60	0	0	CBUQ	Bom	0	
506,820	D	CBUQ		X																1	1	40	0	0	CBUQ	Bom	0	
506,840	E	CBUQ		X			X						X			X				2	2	40	20	0	CBUQ	Bom	0	
506,860	D	CBUQ		X									X			X				1	1	10	0	0	CBUQ	Bom	0	
506,880	E	CBUQ		X	X	X	X													2	2	20	60	0	CBUQ	Bom	0	
506,900	D	CBUQ		X												X				1	1	10	0	0	CBUQ	Bom	0	
506,920	E	CBUQ		X												X				2	2	60	0	0	CBUQ	Bom	0	
506,940	D	CBUQ		X												X				2	2	60	0	0	CBUQ	Bom	0	
506,960	E	CBUQ		X	X	X														2	2	70	0	0	CBUQ	Bom	0	
506,980	D	CBUQ		X																1	1	20	0	0	CBUQ	Bom	0	
507,000	E	CBUQ		X						X										2	2	20	0	20	CBUQ	Bom	0	
507,020	D	CBUQ		X												X				1	1	40	0	0	CBUQ	Bom	0	
507,040	E	CBUQ		X	X	X														1	2	40	0	0	CBUQ	Bom	0	
507,060	D	CBUQ		X																1	1	30	0	0	CBUQ	Bom	0	
507,080	E	CBUQ		X	X											X				1	2	40	0	0	CBUQ	Bom	0	

INVENTÁRIO DO ESTADO DA SUPERFICIE DO PAVIMENTO																											DNIT-PRO 06			
RODOVIA: BR-116 (MG)																		SEGMENTO: 0,000 ao 817,000									DATA: 03/2007			
TRECHO: Div. BA/MG - Div. MG/RJ																		AVALIADOR: Gerson									PISTA: Simples		FOLHA:	
km	Faixa	Pista Tipo Rev.	OK	FC-1			FC-2		FC-3		AF	O	P	EX	D	R	ALC	ATC	DG	Flecha		% de Área			ACOSTAMENTO					
				FI	TTC	TLC	J	TB	JE	E										TRI	TRE	FC-1	FC-2	FC-3	Tipo	Estado	Deg cm	OBS.		
				(1)	(1)	(1)	(2)	(2)	(3)	(3)																			(4)	(5)
507,100	D	CBUQ		X																1	1	20	0	0	CBUQ	Bom	0			
507,120	E	CBUQ		X	X	X														2	2	70	0	0	CBUQ	Bom	0			
507,140	D	CBUQ		X																2	2	20	0	0	CBUQ	Bom	0			
507,160	E	CBUQ		X																2	3	60	0	0	CBUQ	Bom	0			
507,180	D	CBUQ		X										X	X					2	2	60	0	0	CBUQ	Bom	0			
507,200	E	CBUQ		X																2	2	60	0	0	CBUQ	Bom	0			
507,220	D	CBUQ		X																1	2	60	0	0	CBUQ	Bom	0			
507,240	E	CBUQ		X			X													2	2	40	20	0	CBUQ	Bom	0			
507,260	D	CBUQ		X																2	2	40	0	0	CBUQ	Bom	0			
507,280	E	CBUQ		X																2	2	80	0	0	CBUQ	Bom	0			
507,300	D	CBUQ		X																2	2	70	0	0	CBUQ	Bom	0			
507,320	E	CBUQ		X																2	2	70	0	0	CBUQ	Bom	0			
507,340	D	CBUQ		X																1	2	20	0	0	CBUQ	Bom	0			
507,360	E	CBUQ		X																2	2	20	0	0	CBUQ	Bom	0			
507,380	D	CBUQ		X																2	2	30	0	0	CBUQ	Bom	0			
507,400	E	CBUQ		X																2	2	40	0	0	CBUQ	Bom	0			
507,420	D	CBUQ		X																1	2	40	0	0	CBUQ	Bom	0			
507,440	E	CBUQ		X																2	2	70	0	0	CBUQ	Bom	0			
507,460	D	CBUQ		X																2	2	20	0	0	CBUQ	Bom	0			
507,480	E	CBUQ		X																2	2	60	0	0	CBUQ	Bom	0			
507,500	D	CBUQ		X																1	2	20	0	0	CBUQ	Bom	0			
507,520	E	CBUQ		X																2	2	30	0	0	CBUQ	Bom	0			
507,540	D	CBUQ		X																2	2	70	0	0	CBUQ	Bom	0			
507,560	E	CBUQ		X																2	2	80	0	0	CBUQ	Bom	0			
507,580	D	CBUQ		X											X					2	2	70	0	0	CBUQ	Bom	0			
507,600	E	CBUQ		X																2	2	60	0	0	CBUQ	Bom	0			
507,620	D	CBUQ		X										X						2	2	70	0	0	CBUQ	Bom	0			
507,640	E	CBUQ		X																2	2	80	0	0	CBUQ	Bom	0			
507,660	D	CBUQ		X								X			X					2	2	80	0	0	CBUQ	Bom	0			
507,680	E	CBUQ		X			X								X					2	2	30	30	0	CBUQ	Bom	0			
507,700	D	CBUQ		X																2	2	40	0	0	CBUQ	Bom	0			
507,720	E	CBUQ		X			X						X		X					3	3	30	30	0	CBUQ	Bom	0			
507,740	D	CBUQ		X																2	2	80	0	0	CBUQ	Bom	0			

INVENTÁRIO DO ESTADO DA SUPERFÍCIE DO PAVIMENTO																											DNIT-PRO 06					
RODOVIA: BR-116 (MG)																		SEGMENTO: 0,000 ao 817,000									DATA: 03/2007					
TRECHO: Div. BA/MG - Div. MG/RJ																		AVALIADOR: Gerson									PISTA: Simples			FOLHA:		
km	Faixa	Pista Tipo Rev.	OK	FC-1			FC-2		FC-3		AF	O	P	EX	D	R	ALC	ATC	DG	Flecha		% de Área			ACOSTAMENTO							
				FI	TTC	TLC	J	TB	JE	E										TRI	TRE	FC-1	FC-2	FC-3	Tipo	Estado	Deg	OBS.				
				(1)	(1)	(1)	(2)	(2)	(3)	(3)										(4)	(5)	(5)	(6)	(7)	(8)					cm		
507,760	E	CBUQ		X																2	2	70	0	0	CBUQ	Bom	0					
507,780	D	CBUQ		X			X						X			X				2	2	20	30	0	CBUQ	Bom	0					
507,800	E	CBUQ		X																2	2	80	0	0	CBUQ	Bom	0					
507,820	D	CBUQ		X	X	X														2	2	30	0	0	CBUQ	Bom	0					
507,840	E	CBUQ		X			X													2	2	40	30	0	CBUQ	Bom	0					
507,860	D	CBUQ		X												X				2	2	80	0	0	CBUQ	Bom	0					
507,880	E	CBUQ		X			X									X				2	2	30	30	0	CBUQ	Bom	0					
507,900	D	CBUQ		X			X								X	X				3	3	20	70	0	CBUQ	Bom	0					
507,920	E	CBUQ		X																2	2	60	0	0	CBUQ	Bom	0					
507,940	D	CBUQ		X																2	2	80	0	0	CBUQ	Bom	0					
507,960	E	CBUQ		X																2	2	70	0	0	CBUQ	Bom	0					
507,980	D	CBUQ		X																1	2	60	0	0	CBUQ	Bom	0					
508,000	E	CBUQ		X												X				1	2	80	0	0	CBUQ	Bom	0	Km 20,403 ao				
508,020	D	CBUQ		X												X				1	2	60	0	0	CBUQ	Bom	0	20,435 ponte				
508,040	E	CBUQ		X																2	2	80	0	0	CBUQ	Bom	0					
508,060	D	CBUQ		X																1	2	80	0	0	CBUQ	Bom	0					
508,080	E	CBUQ		X																2	2	20	0	0	CBUQ	Bom	0					
508,100	D	CBUQ		X																4	7	40	0	0	CBUQ	Bom	0					
508,120	E	CBUQ		X																2	2	30	0	0	CBUQ	Bom	0					
508,140	D	CBUQ		X	X		X													3	3	30	40	0	CBUQ	Bom	0					
508,160	E	CBUQ		X																2	2	70	0	0	CBUQ	Bom	0					
508,180	D	CBUQ		X	X	X			X							X				3	3	40	0	40	CBUQ	Bom	0					
508,200	E	CBUQ		X																2	2	70	0	0	CBUQ	Bom	0					
508,220	D	CBUQ		X											X	X				3	3	60	0	0	CBUQ	Bom	0					
508,240	E	CBUQ		X																2	2	70	0	0	CBUQ	Bom	0					
508,260	D	CBUQ		X																2	2	30	0	0	CBUQ	Bom	0					
508,280	E	CBUQ		X																2	2	30	0	0	CBUQ	Bom	0					
508,300	D	CBUQ		X			X													2	2	40	40	0	CBUQ	Bom	0					
508,320	E	CBUQ		X																2	2	60	0	0	CBUQ	Bom	0					
508,340	D	CBUQ		X	X		X								X					2	2	0	0	0	CBUQ	Bom	0					
508,360	E	CBUQ		X																2	2	10	0	0	CBUQ	Bom	0					
508,380	D	CBUQ		X												X				2	2	10	0	0	CBUQ	Bom	0					
508,400	E	CBUQ		X			X													2	2	20	60	0	CBUQ	Bom	0					

INVENTÁRIO DO ESTADO DA SUPERFÍCIE DO PAVIMENTO																												DNIT-PRO 06					
RODOVIA: BR-116 (MG)																	SEGMENTO: 0,000 ao 817,000											DATA: 03/2007					
TRECHO: Div. BA/MG - Div. MG/RJ																	AVALIADOR: Gerson											PISTA: Simples			FOLHA:		
km	Faixa	Pista Tipo Rev.	OK	FC-1			FC-2		FC-3		AF	O	P	EX	D	R	ALC	ATC	DG	Flecha		% de Área			ACOSTAMENTO								
				FI	TTC	TLC	J	TB	JE	E										TRI	TRE	FC-1	FC-2	FC-3	Tipo	Estado	Deg	OBS.					
				(1)	(1)	(1)	(2)	(2)	(3)	(3)										(4)	(5)	(5)	(6)	(7)	(8)					cm			
508,420	D	CBUQ		X																1	2	10	0	0	CBUQ	Bom	0						
508,440	E	CBUQ		X	X	X														2	2	60	0	0	CBUQ	Bom	0						
508,460	D	CBUQ		X																2	2	40	0	0	CBUQ	Bom	0						
508,480	E	CBUQ		X	X	X														2	2	40	0	0	CBUQ	Bom	0						
508,500	D	CBUQ		X	X	X								X	X					2	2	60	0	0	CBUQ	Bom	0						
508,520	E	CBUQ		X	X	X														2	2	40	0	0	CBUQ	Bom	0						
508,540	D	CBUQ		X										X	X					2	2	40	0	30	CBUQ	Bom	0						
508,560	E	CBUQ		X					X											2	2	30	0	0	CBUQ	Bom	0						
508,580	D	CBUQ		X											X					2	2	30	20	0	CBUQ	Bom	0						
508,600	E	CBUQ		X			X													2	2	40	0	0	CBUQ	Bom	0						
508,620	D	CBUQ		X											X					2	2	20	0	0	CBUQ	Bom	0						
508,640	E	CBUQ		X																3	3	20	30	0	CBUQ	Bom	0						
508,660	D	CBUQ		X			X								X					2	2	30	30	0	CBUQ	Bom	0						
508,680	E	CBUQ		X			X													2	2	60	0	0	CBUQ	Bom	0						
508,700	D	CBUQ		X	X	X									X					2	2	20	20	0	CBUQ	Bom	0						
508,720	E	CBUQ		X			X													2	2	40	0	0	CBUQ	Bom	0						
508,740	D	CBUQ		X	X	X														2	2	30	30	0	CBUQ	Bom	0						
508,760	E	CBUQ		X			X													2	2	40	0	0	CBUQ	Bom	0						
508,780	D	CBUQ		X	X	X														1	2	10	0	0	CBUQ	Bom	0						
508,800	E	CBUQ		X																2	2	40	0	0	CBUQ	Bom	0						
508,820	D	CBUQ		X	X	X														1	1	20	40	0	CBUQ	Bom	0						
508,840	E	CBUQ		X			X													2	2	40	0	0	CBUQ	Bom	0						
508,860	D	CBUQ		X		X														2	2	30	0	0	CBUQ	Bom	0						
508,880	E	CBUQ		X	X															1	2	40	0	0	CBUQ	Bom	0						
508,900	D	CBUQ		X	X	X														1	2	10	0	0	CBUQ	Bom	0						
508,920	E	CBUQ		X											X					1	1	10	0	0	CBUQ	Bom	0						
508,940	D	CBUQ		X																1	1	10	0	0	CBUQ	Bom	0						
508,960	E	CBUQ		X		X	X													2	2	20	20	0	CBUQ	Bom	0						
508,980	D	CBUQ		X																2	2	10	0	0	CBUQ	Bom	0						
509,000	E	CBUQ		X	X															1	2	20	0	0	CBUQ	Bom	0						
509,020	D	CBUQ		X																2	2	10	0	0	CBUQ	Bom	0						
509,040	E	CBUQ		X		X														1	2	60	0	0	CBUQ	Bom	0						
509,060	D	CBUQ		X																1	1	10	0	0	CBUQ	Bom	0						

INVENTÁRIO DO ESTADO DA SUPERFÍCIE DO PAVIMENTO																									DNIT-PRO 06			
RODOVIA: BR-116 (MG)												SEGMENTO: 0,000 ao 817,000													DATA: 03/2007			
TRECHO: Div. BA/MG - Div. MG/RJ												AVALIADOR: Gerson										PISTA: Simples			FOLHA:			
km	Faixa	Pista Tipo Rev.	OK	FC-1			FC-2		FC-3		AF	O	P	EX	D	R	ALC	ATC	DG	Flecha		% de Área			ACOSTAMENTO			
				FI	TTC	TLC	J	TB	JE	E										TRI	TRE	FC-1	FC-2	FC-3	Tipo	Estado	Deg cm	OBS.
				(1)	(1)	(1)	(2)	(2)	(3)	(3)										(4)	(5)	(5)	(6)	(7)				
509,080	E	CBUQ		X			X								X					1	2	20	40	0	CBUQ	Bom	0	
509,100	D	CBUQ		X																2	2	40	0	0	CBUQ	Bom	0	
509,120	E	CBUQ		X									X		X					2	2	40	0	0	CBUQ	Bom	0	
509,140	D	CBUQ		X	X	X														2	2	40	0	0	CBUQ	Bom	0	
509,160	E	CBUQ		X																2	2	70	0	0	CBUQ	Bom	0	
509,180	D	CBUQ		X	X	X									X					2	2	30	0	0	CBUQ	Bom	0	
509,200	E	CBUQ		X	X	X									X					2	2	60	0	0	CBUQ	Bom	0	
509,220	D	CBUQ		X									X		X					2	2	40	0	0	CBUQ	Bom	0	
509,240	E	CBUQ		X	X	X									X					1	2	60	0	0	CBUQ	Bom	0	
509,260	D	CBUQ		X											X					2	2	10	0	0	CBUQ	Bom	0	
509,280	E	CBUQ		X																1	2	40	0	0	CBUQ	Bom	0	
509,300	D	CBUQ		X		X														1	2	20	0	0	CBUQ	Bom	0	
509,320	E	CBUQ		X																1	1	30	0	0	CBUQ	Bom	0	
509,340	D	CBUQ		X		X									X					1	1	20	0	0	CBUQ	Bom	0	
509,360	E	CBUQ		X	X	X									X					1	1	30	0	0	CBUQ	Bom	0	
509,380	D	CBUQ		X		X									X					1	1	20	0	0	CBUQ	Bom	0	
509,400	E	CBUQ		X																1	2	10	0	0	CBUQ	Bom	0	
509,420	D	CBUQ		X																2	2	10	0	0	CBUQ	Bom	0	
509,440	E	CBUQ		X	X	X									X					2	2	40	0	0	CBUQ	Bom	0	
509,460	D	CBUQ		X	X															1	2	10	0	0	CBUQ	Bom	0	
509,480	E	CBUQ		X		X														1	2	30	0	0	CBUQ	Bom	0	
509,500	D	CBUQ		X		X														1	2	20	0	0	CBUQ	Bom	0	
509,520	E	CBUQ		X																2	2	20	0	0	CBUQ	Bom	0	
509,540	D	CBUQ		X									X		X	X				1	2	40	0	0	CBUQ	Bom	0	
509,560	E	CBUQ		X	X										X					1	2	40	0	0	CBUQ	Bom	0	
509,580	D	CBUQ		X																1	1	10	0	0	CBUQ	Bom	0	
509,600	E	CBUQ		X																1	2	20	0	0	CBUQ	Bom	0	
509,620	D	CBUQ		X																1	1	10	0	0	CBUQ	Bom	0	
509,640	E	CBUQ		X																1	1	10	0	0	CBUQ	Bom	0	
509,660	D	CBUQ		X																1	1	10	0	0	CBUQ	Bom	0	
509,680	E	CBUQ		X																1	2	40	0	0	CBUQ	Bom	0	
509,700	D	CBUQ		X											X					1	2	20	0	0	CBUQ	Bom	0	
509,720	E	CBUQ		X			X													2	2	20	30	0	CBUQ	Bom	0	

INVENTÁRIO DO ESTADO DA SUPERFÍCIE DO PAVIMENTO																												DNIT-PRO 06	
RODOVIA: BR-116 (MG)														SEGMENTO: 0,000 ao 817,000														DATA: 03/2007	
TRECHO: Div. BA/MG - Div. MG/RJ														AVALIADOR: Gerson										PISTA: Simples				FOLHA:	
km	Faixa	Pista Tipo Rev.	OK	FC-1			FC-2		FC-3		AF	O	P	EX	D	R	ALC	ATC	DG	Flecha		% de Área			ACOSTAMENTO				
				FI	TTC	TLC	J	TB	JE	E										TRI	TRE	FC-1	FC-2	FC-3	Tipo	Estado	Deg	OBS.	
				(1)	(1)	(1)	(2)	(2)	(3)	(3)										(4)	(5)	(5)	(6)	(7)	(8)				
509,740	D	CBUQ		X					X							X				1	2	20	0	20	CBUQ	Bom	0		
509,760	E	CBUQ		X	X	X														1	1	30	0	0	CBUQ	Bom	0		
509,780	D	CBUQ		X																1	1	10	0	0	CBUQ	Bom	0		
509,800	E	CBUQ		X	X															1	1	20	0	0	CBUQ	Bom	0		
509,820	D	CBUQ		X												X				1	2	30	0	0	CBUQ	Bom	0		
509,840	E	CBUQ		X	X											X				2	2	40	0	0	CBUQ	Bom	0		
509,860	D	CBUQ		X																1	1	10	0	0	CBUQ	Bom	0		
509,880	E	CBUQ		X	X	X	X													1	1	30	0	0	CBUQ	Bom	0		
509,900	D	CBUQ		X	X	X														1	1	30	0	0	CBUQ	Bom	0		
509,920	E	CBUQ		X	X	X														1	1	20	0	0	CBUQ	Bom	0		
509,940	D	CBUQ		X												X				1	1	20	0	0	CBUQ	Bom	0		
509,960	E	CBUQ		X																1	1	20	0	0	CBUQ	Bom	0		
509,980	D	CBUQ		X									X			X				1	1	20	0	0	CBUQ	Bom	0		
510,000	E	CBUQ		X																1	2	20	0	0	CBUQ	Bom	0		
510,020	D	CBUQ		X		X														2	2	30	0	0	CBUQ	Bom	0		
510,040	E	CBUQ		X												X				1	2	20	0	0	CBUQ	Bom	0		
510,060	D	CBUQ		X																2	1	10	0	0	CBUQ	Bom	0		
510,080	E	CBUQ		X	X	X							X							1	1	40	0	0	CBUQ	Bom	0		
510,100	D	CBUQ		X	X	X														2	2	20	0	0	CBUQ	Bom	0		
510,120	E	CBUQ		X	X	X														1	2	60	0	0	CBUQ	Bom	0		
510,140	D	CBUQ		X	X	X										X				1	2	40	0	0	CBUQ	Bom	0		
510,160	E	CBUQ		X																1	1	30	0	0	CBUQ	Bom	0		
510,180	D	CBUQ		X																2	2	20	0	0	CBUQ	Bom	0		
510,200	E	CBUQ		X												X				2	2	30	0	0	CBUQ	Bom	0		
510,220	D	CBUQ																		2	2	0	0	0	CBUQ	Bom	0		
510,240	E	CBUQ		X	X								X			X				2	2	20	0	0	CBUQ	Bom	0		
510,260	D	CBUQ		X										X						2	2	10	0	0	CBUQ	Bom	0		
510,280	E	CBUQ		X												X				2	2	20	0	0	CBUQ	Bom	0		
510,300	D	CBUQ		X												X				2	2	30	0	0	CBUQ	Bom	0		
510,320	E	CBUQ		X																1	2	20	0	0	CBUQ	Bom	0		
510,340	D	CBUQ		X																1	1	10	0	0	CBUQ	Bom	0		
510,360	E	CBUQ		X																1	1	30	0	0	CBUQ	Bom	0		
510,380	D	CBUQ		X																1	1	10	0	0	CBUQ	Bom	0		

INVENTÁRIO DO ESTADO DA SUPERFÍCIE DO PAVIMENTO																										DNIT-PRO 06			
RODOVIA: BR-116 (MG)													SEGMENTO: 0,000 ao 817,000													DATA: 03/2007			
TRECHO: Div. BA/MG - Div. MG/RJ													AVALIADOR: Gerson													PISTA: Simples		FOLHA:	
km	Faixa	Pista Tipo Rev.	OK	FC-1			FC-2		FC-3		AF	O	P	EX	D	R	ALC	ATC	DG	Flecha		% de Área			ACOSTAMENTO				
				FI	TTC	TLC	J	TB	JE	E										TRI	TRE	FC-1	FC-2	FC-3	Tipo	Estado	Deg cm	OBS.	
				(1)	(1)	(1)	(2)	(2)	(3)	(3)										(4)	(5)	(5)	(6)	(7)	(8)				
510,400	E	CBUQ		X																1	1	10	0	0	CBUQ	Bom	0		
510,420	D	CBUQ		X																1	2	10	0	0	CBUQ	Bom	0		
510,440	E	CBUQ		X																1	2	20	0	0	CBUQ	Bom	0		
510,460	D	CBUQ		X																2	2	10	0	0	CBUQ	Bom	0		
510,480	E	CBUQ		X											X					1	2	20	0	0	CBUQ	Bom	0		
510,500	D	CBUQ		X																2	2	10	0	0	CBUQ	Bom	0		
510,520	E	CBUQ		X		X									X					1	2	10	0	0	CBUQ	Bom	0		
510,540	D	CBUQ		X																1	2	10	0	0	CBUQ	Bom	0		
510,560	E	CBUQ		X		X									X					1	2	20	0	0	CBUQ	Bom	0		
510,580	D	CBUQ		X																2	2	20	0	0	CBUQ	Bom	0		
510,600	E	CBUQ		X			X													2	2	20	20	0	CBUQ	Bom	0		
510,620	D	CBUQ		X																2	2	50	0	0	CBUQ	Bom	0		
510,640	E	CBUQ		X											X					2	2	20	0	0	CBUQ	Bom	0		
510,660	D	CBUQ		X			X								X					2	1	20	10	0	CBUQ	Bom	0		
510,680	E	CBUQ		X			X													1	1	20	0	0	CBUQ	Bom	0		
510,700	D	CBUQ		X	X										X					1	1	30	0	0	CBUQ	Bom	0		
510,720	E	CBUQ		X											X					2	2	60	0	0	CBUQ	Bom	0		
510,740	D	CBUQ		X											X					1	2	20	0	0	CBUQ	Bom	0		
510,760	E	CBUQ		X	X										X					1	1	30	0	0	CBUQ	Bom	0		
510,780	D	CBUQ		X																1	2	10	0	0	CBUQ	Bom	0		
510,800	E	CBUQ		X																1	2	20	0	0	CBUQ	Bom	0		
510,820	D	CBUQ		X																1	1	20	0	0	CBUQ	Bom	0		
510,840	E	CBUQ		X																1	2	20	0	0	CBUQ	Bom	0		
510,860	D	CBUQ		X																2	2	10	0	0	CBUQ	Bom	0		
510,880	E	CBUQ		X																1	1	10	0	0	CBUQ	Bom	0		
510,900	D	CBUQ		X											X					2	2	10	0	0	CBUQ	Bom	0		
510,920	E	CBUQ		X											X					2	2	20	0	0	CBUQ	Bom	0		
510,940	D	CBUQ		X																2	2	20	0	0	CBUQ	Bom	0		
510,960	E	CBUQ		X																2	2	10	0	0	CBUQ	Bom	0		
510,980	D	CBUQ		X																2	2	30	0	0	CBUQ	Bom	0		
511,000	E	CBUQ		X	X	X									X					2	2	60	0	0	CBUQ	Bom	0		
511,020	D	CBUQ		X	X	X	X													3	3	30	30	0	CBUQ	Bom	0		
511,040	E	CBUQ		X			X								X					1	2	30	40	0	CBUQ	Bom	0		

INVENTÁRIO DO ESTADO DA SUPERFÍCIE DO PAVIMENTO																											DNIT-PRO 06	
RODOVIA: BR-116 (MG)										SEGMENTO: 0,000 ao 817,000															DATA: 03/2007			
TRECHO: Div. BA/MG - Div. MG/RJ										AVALIADOR: Gerson										PISTA: Simples							FOLHA:	
km	Faixa	Pista Tipo Rev.	OK	FC-1			FC-2		FC-3		AF	O	P	EX	D	R	ALC	ATC	DG	Flecha		% de Área			ACOSTAMENTO			
				FI	TTC	TLC	J	TB	JE	E										TRI	TRE	FC-1	FC-2	FC-3	Tipo	Estado	Deg cm	OBS.
				(1)	(1)	(1)	(2)	(2)	(3)	(3)										(4)	(5)	(5)	(6)	(7)				
511,060	D	CBUQ		X			X									X				2	2	20	30	0	CBUQ	Bom	0	
511,080	E	CBUQ		X	X	X										X				2	2	40	0	0	CBUQ	Bom	0	
511,100	D	CBUQ		X																2	2	40	0	0	CBUQ	Bom	0	
511,120	E	CBUQ		X		X	X													1	1	20	20	0	CBUQ	Bom	0	
511,140	D	CBUQ		X																2	2	20	0	0	CBUQ	Bom	0	
511,160	E	CBUQ		X																2	2	20	0	0	CBUQ	Bom	0	
511,180	D	CBUQ		X		X														2	2	20	0	0	CBUQ	Bom	0	
511,200	E	CBUQ		X	X	X														1	2	30	0	0	CBUQ	Bom	0	
511,220	D	CBUQ		X																1	1	10	0	0	CBUQ	Bom	0	
511,240	E	CBUQ		X		X														1	1	40	0	0	CBUQ	Bom	0	
511,260	D	CBUQ		X																1	2	30	0	0	CBUQ	Bom	0	
511,280	E	CBUQ		X																1	1	30	0	0	CBUQ	Bom	0	
511,300	D	CBUQ		X																1	1	30	0	0	CBUQ	Bom	0	
511,320	E	CBUQ		X												X				1	1	20	0	0	CBUQ	Bom	0	
511,340	D	CBUQ		X												X				1	2	20	0	0	CBUQ	Bom	0	
511,360	E	CBUQ		X		X														1	1	20	0	0	CBUQ	Bom	0	
511,380	D	CBUQ		X																1	2	30	0	0	CBUQ	Bom	0	
511,400	E	CBUQ		X												X				2	2	30	0	0	CBUQ	Bom	0	
511,420	D	CBUQ		X																1	1	20	0	0	CBUQ	Bom	0	
511,440	E	CBUQ		X																1	2	30	0	0	CBUQ	Bom	0	
511,460	D	CBUQ																		1	2	0	0	0	CBUQ	Bom	0	
511,480	E	CBUQ		X																2	2	20	0	0	CBUQ	Bom	0	
511,500	D	CBUQ		X																1	2	10	0	0	CBUQ	Bom	0	
511,520	E	CBUQ		X																1	1	10	0	0	CBUQ	Bom	0	
511,540	D	CBUQ		X		X														1	1	10	0	0	CBUQ	Bom	0	
511,560	E	CBUQ		X																1	1	10	0	0	CBUQ	Bom	0	
511,580	D	CBUQ																		1	1	0	0	0	CBUQ	Bom	0	
511,600	E	CBUQ		X																2	2	10	0	0	CBUQ	Bom	0	
511,620	D	CBUQ																		1	1	0	0	0	CBUQ	Bom	0	
511,640	E	CBUQ		X																1	2	10	0	0	CBUQ	Bom	0	
511,660	D	CBUQ		X																1	1	10	0	0	CBUQ	Bom	0	
511,680	E	CBUQ		X																1	2	10	0	0	CBUQ	Bom	0	
511,700	D	CBUQ														X				1	1	0	0	0	CBUQ	Bom	0	

INVENTÁRIO DO ESTADO DA SUPERFÍCIE DO PAVIMENTO																											DNIT-PRO 06	
RODOVIA: BR-116 (MG)												SEGMENTO: 0,000 ao 817,000													DATA: 03/2007			
TRECHO: Div. BA/MG - Div. MG/RJ												AVALIADOR: Gerson										PISTA: Simples					FOLHA:	
km	Faixa	Pista Tipo Rev.	OK	FC-1			FC-2		FC-3		AF	O	P	EX	D	R	ALC	ATC	DG	Flecha		% de Área			ACOSTAMENTO			
				FI	TTC	TLC	J	TB	JE	E										TRI	TRE	FC-1	FC-2	FC-3	Tipo	Estado	Deg	OBS.
				(1)	(1)	(1)	(2)	(2)	(3)	(3)										(4)	(5)	(5)	(6)	(7)	(8)			
511,720	E	CBUQ		X																1	2	10	0	0	CBUQ	Bom	0	
511,740	D	CBUQ		X		X														1	2	40	0	0	CBUQ	Bom	0	
511,760	E	CBUQ		X										X	X					1	2	30	0	0	CBUQ	Bom	0	
511,780	D	CBUQ		X																1	1	10	0	0	CBUQ	Bom	0	
511,800	E	CBUQ		X																1	1	20	0	0	CBUQ	Bom	0	
511,820	D	CBUQ		X																1	1	10	0	0	CBUQ	Bom	0	
511,840	E	CBUQ		X			X								X					1	2	10	10	0	CBUQ	Bom	0	
511,860	D	CBUQ		X																1	1	20	0	0	CBUQ	Bom	0	
511,880	E	CBUQ		X											X					1	1	10	0	0	CBUQ	Bom	0	
511,900	D	CBUQ		X											X					1	2	40	0	0	CBUQ	Bom	0	
511,920	E	CBUQ		X	X															1	2	30	0	0	CBUQ	Bom	0	
511,940	D	CBUQ		X										X						1	1	30	0	0	CBUQ	Bom	0	
511,960	E	CBUQ		X										X						2	2	40	0	0	CBUQ	Bom	0	
511,980	D	CBUQ		X										X						2	2	30	0	0	CBUQ	Bom	0	
512,000	E	CBUQ		X	X															2	2	30	0	0	CBUQ	Bom	0	
512,020	D	CBUQ		X	X	X									X					2	2	30	0	0	CBUQ	Bom	0	
512,040	E	CBUQ		X	X										X					2	2	20	0	0	CBUQ	Bom	0	
512,060	D	CBUQ		X											X					2	2	40	0	0	CBUQ	Bom	0	
512,080	E	CBUQ		X	X										X					2	2	30	0	0	CBUQ	Bom	0	
512,100	D	CBUQ		X																1	1	20	0	0	CBUQ	Bom	0	
512,120	E	CBUQ		X																1	1	10	0	0	CBUQ	Bom	0	
512,140	D	CBUQ		X																1	1	10	0	0	CBUQ	Bom	0	
512,160	E	CBUQ		X		X									X					2	2	30	0	0	CBUQ	Bom	0	
512,180	D	CBUQ		X											X					1	2	20	0	0	CBUQ	Bom	0	
512,200	E	CBUQ		X																1	1	20	0	0	CBUQ	Bom	0	
512,220	D	CBUQ		X																1	2	20	0	0	CBUQ	Bom	0	
512,240	E	CBUQ		X																1	2	30	0	0	CBUQ	Bom	0	
512,260	D	CBUQ		X	X															1	1	20	0	0	CBUQ	Bom	0	
512,280	E	CBUQ		X		X														1	1	20	0	0	CBUQ	Bom	0	
512,300	D	CBUQ		X																1	1	20	0	0	CBUQ	Bom	0	
512,320	E	CBUQ		X																1	2	30	0	0	CBUQ	Bom	0	
512,340	D	CBUQ		X																2	2	30	0	0	CBUQ	Bom	0	
512,360	E	CBUQ		X		X														1	2	30	0	0	CBUQ	Bom	0	

INVENTÁRIO DO ESTADO DA SUPERFÍCIE DO PAVIMENTO																								DNIT-PRO 06					
RODOVIA: BR-116 (MG)												SEGMENTO: 0,000 ao 817,000												DATA: 03/2007					
TRECHO: Div. BA/MG - Div. MG/RJ												AVALIADOR: Gerson												FOLHA:					
km	Faixa	Pista Tipo Rev.	OK	FC-1			FC-2		FC-3		AF	O	P	EX	D	R	ALC	ATC	DG	Flecha mm		% de Área			ACOSTAMENTO				
				FI	TTC	TLC	J	TB	JE	E										TRI	TRE	FC-1	FC-2	FC-3	Tipo	Estado	Deg cm	OBS.	
				(1)	(1)	(1)	(2)	(2)	(3)	(3)	(4)	(5)	(5)	(6)	(7)	(8)													
512,380	D	CBUQ		X																	1	1	10	0	0	CBUQ	Bom	0	
512,400	E	CBUQ		X																	1	2	10	0	0	CBUQ	Bom	0	
512,420	D	CBUQ		X																	1	2	10	0	0	CBUQ	Bom	0	
512,440	E	CBUQ		X												X					1	2	20	0	0	CBUQ	Bom	0	
512,460	D	CBUQ		X																	1	1	10	0	0	CBUQ	Bom	0	
512,480	E	CBUQ		X		X															1	2	20	0	0	CBUQ	Bom	0	
512,500	D	CBUQ		X												X					1	1	20	0	0	CBUQ	Bom	0	
512,520	E	CBUQ		X	X		X														1	3	30	20	0	CBUQ	Bom	0	
512,540	D	CBUQ		X																	1	1	20	0	0	CBUQ	Bom	0	
512,560	E	CBUQ		X			X														1	2	20	20	0	CBUQ	Bom	0	
512,580	D	CBUQ		X																	1	2	10	0	0	CBUQ	Bom	0	
512,600	E	CBUQ		X																	1	2	30	0	0	CBUQ	Bom	0	
512,620	D	CBUQ		X			X									X					2	2	30	30	0	CBUQ	Bom	0	
512,640	E	CBUQ		X			X									X					3	3	30	30	0	CBUQ	Bom	0	
512,660	D	CBUQ		X																	1	3	40	0	0	CBUQ	Bom	0	
512,680	E	CBUQ		X												X					1	2	30	0	0	CBUQ	Bom	0	
512,700	D	CBUQ		X																	1	1	20	0	0	CBUQ	Bom	0	
512,720	E	CBUQ		X	X											X					1	2	40	0	0	CBUQ	Bom	0	
512,740	D	CBUQ		X												X					1	3	40	0	0	CBUQ	Bom	0	
512,760	E	CBUQ		X			X									X					2	2	40	20	0	CBUQ	Bom	0	
512,780	D	CBUQ		X																	1	1	10	0	0	CBUQ	Bom	0	
512,800	E	CBUQ		X																	1	2	50	0	0	CBUQ	Bom	0	
512,820	D	CBUQ		X																	1	2	20	0	0	CBUQ	Bom	0	
512,840	E	CBUQ		X			X									X					2	2	30	30	0	CBUQ	Bom	0	
512,860	D	CBUQ		X																	1	2	20	0	0	CBUQ	Bom	0	
512,880	E	CBUQ		X			X									X					2	2	20	40	0	CBUQ	Bom	0	
512,900	D	CBUQ		X			X								X	X					3	3	10	50	0	CBUQ	Bom	0	
512,920	E	CBUQ					X									X					1	2	0	80	0	CBUQ	Bom	0	
512,940	D	CBUQ		X			X									X					2	2	20	70	0	CBUQ	Bom	0	
512,960	E	CBUQ		X					X							X					2	2	20	0	0	CBUQ	Bom	0	
512,980	D	CBUQ		X			X														2	2	30	30	0	CBUQ	Bom	0	
513,000	E	CBUQ		X																	2	2	30	0	0	CBUQ	Bom	0	
513,020	D	CBUQ		X										X							2	2	60	0	0	CBUQ	Bom	0	

INVENTÁRIO DO ESTADO DA SUPERFÍCIE DO PAVIMENTO																								DNIT-PRO 06					
RODOVIA: BR-116 (MG)												SEGMENTO: 0,000 ao 817,000												DATA: 03/2007					
TRECHO: Div. BA/MG - Div. MG/RJ												AVALIADOR: Gerson												FOLHA:					
km	Faixa	Pista Tipo Rev.	OK	FC-1			FC-2		FC-3		AF	O	P	EX	D	R	ALC	ATC	DG	Flecha mm		% de Área			ACOSTAMENTO				
				FI	TTC	TLC	J	TB	JE	E															Tipo	Estado	Deg cm	OBS.	
				(1)	(1)	(1)	(2)	(2)	(3)	(3)																			
513,040	E	CBUQ		X																	2	2	70	0	0	CBUQ	Bom	0	
513,060	D	CBUQ		X																	1	2	20	0	0	CBUQ	Bom	0	
513,080	E	CBUQ		X	X	X										X					1	2	40	0	0	CBUQ	Bom	0	
513,100	D	CBUQ		X																	2	2	40	0	0	CBUQ	Bom	0	
513,120	E	CBUQ		X			X														2	2	20	50	0	CBUQ	Bom	0	
513,140	D	CBUQ		X																	2	2	10	0	0	CBUQ	Bom	0	
513,160	E	CBUQ		X			X														2	2	40	30	0	CBUQ	Bom	0	
513,180	D	CBUQ		X																	2	2	10	0	0	CBUQ	Bom	0	
513,200	E	CBUQ		X																	1	2	50	0	0	CBUQ	Bom	0	
513,220	D	CBUQ		X																	1	2	30	0	0	CBUQ	Bom	0	
513,240	E	CBUQ		X			X														2	2	30	40	0	CBUQ	Bom	0	
513,260	D	CBUQ		X		X															2	2	60	0	0	CBUQ	Bom	0	
513,280	E	CBUQ		X																	1	1	50	0	0	CBUQ	Bom	0	
513,300	D	CBUQ		X																	1	1	20	0	0	CBUQ	Bom	0	
513,320	E	CBUQ		X		X															1	2	30	0	0	CBUQ	Bom	0	
513,340	D	CBUQ		X																	1	1	10	0	0	CBUQ	Bom	0	
513,360	E	CBUQ		X	X	X															1	2	30	0	0	CBUQ	Bom	0	
513,380	D	CBUQ		X																	1	2	10	0	0	CBUQ	Bom	0	
513,400	E	CBUQ		X																	1	2	40	0	0	CBUQ	Bom	0	
513,420	D	CBUQ		X																	1	1	20	0	0	CBUQ	Bom	0	
513,440	E	CBUQ		X																	1	2	40	0	0	CBUQ	Bom	0	
513,460	D	CBUQ		X																	2	2	40	0	0	CBUQ	Bom	0	
513,480	E	CBUQ		X																	1	2	60	0	0	CBUQ	Bom	0	
513,500	D	CBUQ		X																	2	2	60	0	0	CBUQ	Bom	0	
513,520	E	CBUQ		X			X														1	2	40	20	0	CBUQ	Bom	0	
513,540	D	CBUQ		X			X														3	2	40	20	0	CBUQ	Bom	0	
513,560	E	CBUQ		X																	2	2	60	0	0	CBUQ	Bom	0	
513,580	D	CBUQ		X	X	X															2	2	40	0	0	CBUQ	Bom	0	
513,600	E	CBUQ		X			X														1	2	40	40	0	CBUQ	Bom	0	
513,620	D	CBUQ		X	X	X															3	3	60	0	0	CBUQ	Bom	0	
513,640	E	CBUQ		X			X														2	3	30	40	0	CBUQ	Bom	0	
513,660	D	CBUQ		X																	2	2	70	0	0	CBUQ	Bom	0	
513,680	E	CBUQ		X												X					2	2	70	0	0	CBUQ	Bom	0	

INVENTÁRIO DO ESTADO DA SUPERFÍCIE DO PAVIMENTO																									DNIT-PRO 06				
RODOVIA: BR-116 (MG)										SEGMENTO: 0,000 ao 817,000										DATA: 03/2007									
TRECHO: Div. BA/MG - Div. MG/RJ										AVALIADOR: Gerson										FOLHA:									
km	Faixa	Pista Tipo Rev.	OK	FC-1			FC-2		FC-3		AF	O	P	EX	D	R	ALC	ATC	DG	Flecha mm		% de Área			ACOSTAMENTO				
				FI	TTC	TLC	J	TB	JE	E										TRI	TRE	FC-1	FC-2	FC-3	Tipo	Estado	Deg cm	OBS.	
				(1)	(1)	(1)	(2)	(2)	(3)	(3)	(4)	(5)	(5)	(6)	(7)	(8)													
513,700	D	CBUQ		X	X	X															1	2	80	0	0	CBUQ	Bom	0	
513,720	E	CBUQ		X			X														2	3	20	40	0	CBUQ	Bom	0	
513,740	D	CBUQ		X																	1	1	60	0	0	CBUQ	Bom	0	
513,760	E	CBUQ		X			X									X					2	2	20	30	0	CBUQ	Bom	0	
513,780	D	CBUQ		X	X	X															2	2	60	0	0	CBUQ	Bom	0	
513,800	E	CBUQ																			1	1	0	0	0	CBUQ	Bom	0	
513,820	D	CBUQ		X																	1	2	20	0	0	CBUQ	Bom	0	
513,840	E	CBUQ																			1	1	0	0	0	CBUQ	Bom	0	
513,860	D	CBUQ		X																	2	2	60	0	0	CBUQ	Bom	0	
513,880	E	CBUQ																			1	1	0	0	0	CBUQ	Bom	0	
513,900	D	CBUQ		X																	2	2	40	0	0	CBUQ	Bom	0	
513,920	E	CBUQ		X																	1	2	30	0	0	CBUQ	Bom	0	
513,940	D	CBUQ		X																	2	2	30	0	0	CBUQ	Bom	0	
513,960	E	CBUQ		X																	1	1	10	0	0	CBUQ	Bom	0	
513,980	D	CBUQ		X																	1	1	30	0	0	CBUQ	Bom	0	
514,000	E	CBUQ		X																	1	1	10	0	0	CBUQ	Bom	0	
514,020	D	CBUQ		X																	1	1	60	0	0	CBUQ	Bom	0	
514,040	E	CBUQ		X																	1	1	10	0	0	CBUQ	Bom	0	
514,060	D	CBUQ		X																	1	1	20	0	0	CBUQ	Bom	0	
514,080	E	CBUQ		X		X															1	1	20	0	0	CBUQ	Bom	0	
514,100	D	CBUQ		X																	1	1	60	0	0	CBUQ	Bom	0	
514,120	E	CBUQ		X		X															1	1	20	0	0	CBUQ	Bom	0	
514,140	D	CBUQ		X																	1	1	40	0	0	CBUQ	Bom	0	
514,160	E	CBUQ		X																	1	1	20	0	0	CBUQ	Bom	0	
514,180	D	CBUQ		X			X														1	1	40	20	0	CBUQ	Bom	0	
514,200	E	CBUQ																			1	1	0	0	0	CBUQ	Bom	0	
514,220	D	CBUQ		X																	1	1	20	0	0	CBUQ	Bom	0	
514,240	E	CBUQ		X																	1	2	20	0	0	CBUQ	Bom	0	
514,260	D	CBUQ		X																	1	1	10	0	0	CBUQ	Bom	0	
514,280	E	CBUQ		X			X														1	1	20	20	0	CBUQ	Bom	0	
514,300	D	CBUQ		X																	1	2	40	0	0	CBUQ	Bom	0	
514,320	E	CBUQ																			1	1	0	0	0	CBUQ	Bom	0	
514,340	D	CBUQ		X																	1	1	10	0	0	CBUQ	Bom	0	

INVENTÁRIO DO ESTADO DA SUPERFÍCIE DO PAVIMENTO																								DNIT-PRO 06					
RODOVIA: BR-116 (MG)												SEGMENTO: 0,000 ao 817,000												DATA: 03/2007					
TRECHO: Div. BA/MG - Div. MG/RJ												AVALIADOR: Gerson												FOLHA:					
km	Faixa	Pista Tipo Rev.	OK	FC-1			FC-2		FC-3		AF	O	P	EX	D	R	ALC	ATC	DG	Flecha mm		% de Área			ACOSTAMENTO				
				FI	TTC	TLC	J	TB	JE	E										TRI	TRE	FC-1	FC-2	FC-3	Tipo	Estado	Deg cm	OBS.	
				(1)	(1)	(1)	(2)	(2)	(3)	(3)	(4)	(5)	(5)	(6)	(7)	(8)													
514,360	E	CBUQ																			1	1	0	0	0	CBUQ	Bom	0	
514,380	D	CBUQ		X																	1	1	30	0	0	CBUQ	Bom	0	
514,400	E	CBUQ																			1	1	0	0	0	CBUQ	Bom	0	
514,420	D	CBUQ		X																	1	2	30	0	0	CBUQ	Bom	0	
514,440	E	CBUQ		X																	1	1	10	0	0	CBUQ	Bom	0	
514,460	D	CBUQ		X																	1	1	10	0	0	CBUQ	Bom	0	
514,480	E	CBUQ		X																	1	1	10	0	0	CBUQ	Bom	0	
514,500	D	CBUQ		X																	1	1	40	0	0	CBUQ	Bom	0	
514,520	E	CBUQ																			1	1	0	0	0	CBUQ	Bom	0	
514,540	D	CBUQ		X																	1	1	10	0	0	CBUQ	Bom	0	
514,560	E	CBUQ		X																	1	1	10	0	0	CBUQ	Bom	0	
514,580	D	CBUQ		X																	2	2	20	0	0	CBUQ	Bom	0	
514,600	E	CBUQ		X										X							1	2	10	0	0	CBUQ	Bom	0	
514,620	D	CBUQ																			1	1	0	0	0	CBUQ	Bom	0	
514,640	E	CBUQ		X																	1	1	10	0	0	CBUQ	Bom	0	
514,660	D	CBUQ																			1	1	0	0	0	CBUQ	Bom	0	
514,680	E	CBUQ																			1	1	0	0	0	CBUQ	Bom	0	
514,700	D	CBUQ		X																	1	1	10	0	0	CBUQ	Bom	0	
514,720	E	CBUQ		X																	1	1	10	0	0	CBUQ	Bom	0	
514,740	D	CBUQ		X																	1	1	10	0	0	CBUQ	Bom	0	
514,760	E	CBUQ		X																	1	1	20	0	0	CBUQ	Bom	0	
514,780	D	CBUQ		X																	1	1	20	0	0	CBUQ	Bom	0	
514,800	E	CBUQ		X									X								1	1	30	0	0	CBUQ	Bom	0	
514,820	D	CBUQ		X																	1	1	50	0	0	CBUQ	Bom	0	
514,840	E	CBUQ		X																	1	1	10	0	0	CBUQ	Bom	0	
514,860	D	CBUQ		X																	1	1	50	0	0	CBUQ	Bom	0	
514,880	E	CBUQ		X																	1	1	10	0	0	CBUQ	Bom	0	
514,900	D	CBUQ		X	X	X															1	1	40	0	0	CBUQ	Bom	0	
514,920	E	CBUQ																			1	1	0	0	0	CBUQ	Bom	0	
514,940	D	CBUQ		X			X														2	2	20	40	0	CBUQ	Bom	0	
514,960	E	CBUQ		X												X					1	2	20	0	0	CBUQ	Bom	0	
514,980	D	CBUQ		X			X														2	2	20	40	0	CBUQ	Bom	0	
515,000	E	CBUQ		X			X														2	2	20	50	0	CBUQ	Bom	0	

INVENTÁRIO DO ESTADO DA SUPERFÍCIE DO PAVIMENTO																									DNIT-PRO 06				
RODOVIA: BR-116 (MG)										SEGMENTO: 0,000 ao 817,000										DATA: 03/2007									
TRECHO: Div. BA/MG - Div. MG/RJ										AVALIADOR: Gerson										PISTA: Simples					FOLHA:				
km	Faixa	Pista Tipo Rev.	OK	FC-1			FC-2		FC-3		AF	O	P	EX	D	R	ALC	ATC	DG	Flecha mm		% de Área			ACOSTAMENTO				
				FI	TTC	TLC	J	TB	JE	E															Tipo	Estado	Deg cm	OBS.	
				(1)	(1)	(1)	(2)	(2)	(3)	(3)	(4)	(5)	(5)	(6)	(7)	(8)					TRI	TRE	FC-1	FC-2	FC-3				
515,020	D	CBUQ		X	X	X															2	2	40	0	0	CBUQ	Bom	0	
515,040	E	CBUQ		X												X					2	2	20	0	0	CBUQ	Bom	0	
515,060	D	CBUQ		X			X									X					2	2	30	50	0	CBUQ	Bom	0	
515,080	E	CBUQ		X	X	X	X														2	2	40	20	0	CBUQ	Bom	0	
515,100	D	CBUQ		X												X					2	2	30	0	0	CBUQ	Bom	0	
515,120	E	CBUQ		X																	1	2	60	0	0	CBUQ	Bom	0	
515,140	D	CBUQ		X												X					2	2	40	0	0	CBUQ	Bom	0	
515,160	E	CBUQ		X																	1	2	70	0	0	CBUQ	Bom	0	
515,180	D	CBUQ		X																	2	2	70	0	0	CBUQ	Bom	0	
515,200	E	CBUQ		X			X														1	2	30	20	0	CBUQ	Bom	0	
515,220	D	CBUQ		X			X								X	X					3	4	30	60	0	CBUQ	Bom	0	
515,240	E	CBUQ		X			X									X					2	3	20	60	0	CBUQ	Bom	0	
515,260	D	CBUQ		X			X														3	3	40	30	0	CBUQ	Bom	0	
515,280	E	CBUQ		X			X														3	3	70	20	0	CBUQ	Bom	0	
515,300	D	CBUQ		X			X									X					2	2	30	30	0	CBUQ	Bom	0	
515,320	E	CBUQ		X																	3	3	60	0	0	CBUQ	Bom	0	
515,340	D	CBUQ		X			X														3	3	20	40	0	CBUQ	Bom	0	
515,360	E	CBUQ		X																	2	3	80	0	0	CBUQ	Bom	0	
515,380	D	CBUQ		X			X								X	X					3	3	30	60	0	CBUQ	Bom	0	
515,400	E	CBUQ		X			X														4	2	20	20	0	CBUQ	Bom	0	
515,420	D	CBUQ		X			X														2	2	20	40	0	CBUQ	Bom	0	
515,440	E	CBUQ		X			X														1	2	30	30	0	CBUQ	Bom	0	
515,460	D	CBUQ		X										X							1	2	10	0	0	CBUQ	Bom	0	
515,480	E	CBUQ		X																	1	2	30	0	0	CBUQ	Bom	0	
515,500	D	CBUQ		X										X							2	2	40	0	0	CBUQ	Bom	0	
515,520	E	CBUQ		X			X														1	3	30	20	0	CBUQ	Bom	0	
515,540	D	CBUQ		X										X							2	2	40	0	0	CBUQ	Bom	0	
515,560	E	CBUQ		X			X									X					3	3	20	50	0	CBUQ	Bom	0	
515,580	D	CBUQ		X			X									X					3	3	30	30	0	CBUQ	Bom	0	
515,600	E	CBUQ		X			X									X					1	1	20	40	0	CBUQ	Bom	0	
515,620	D	CBUQ		X	X	X															2	2	60	0	0	CBUQ	Bom	0	
515,640	E	CBUQ		X	X											X					1	1	30	0	0	CBUQ	Bom	0	
515,660	D	CBUQ		X												X					2	2	70	0	0	CBUQ	Bom	0	

INVENTÁRIO DO ESTADO DA SUPERFÍCIE DO PAVIMENTO																							DNIT-PRO 06						
RODOVIA: BR-116 (MG)											SEGMENTO: 0,000 ao 817,000											DATA: 03/2007							
TRECHO: Div. BA/MG - Div. MG/RJ											AVALIADOR: Gerson											FOLHA:							
km	Faixa	Pista Tipo Rev.	OK	FC-1			FC-2		FC-3		AF	O	P	EX	D	R	ALC	ATC	DG	Flecha mm		% de Área			ACOSTAMENTO				
				FI	TTC	TLC	J	TB	JE	E										TRI	TRE	FC-1	FC-2	FC-3	Tipo	Estado	Deg cm	OBS.	
				(1)	(1)	(1)	(2)	(2)	(3)	(3)	(4)	(5)	(5)	(6)	(7)	(8)													
515,680	E	CBUQ		X			X														2	3	40	30	0	CBUQ	Bom	0	
515,700	D	CBUQ		X												X					3	3	80	0	0	CBUQ	Bom	0	
515,720	E	CBUQ		X																	2	3	40	0	0	CBUQ	Bom	0	
515,740	D	CBUQ		X	X	X										X					3	3	10	0	0	CBUQ	Bom	0	
515,760	E	CBUQ		X																	1	1	10	0	0	CBUQ	Bom	0	
515,780	D	CBUQ		X																	2	3	70	0	0	CBUQ	Bom	0	
515,800	E	CBUQ		X																	2	2	20	20	0	CBUQ	Bom	0	
515,820	D	CBUQ		X			X									X					2	2	30	30	0	CBUQ	Bom	0	
515,840	E	CBUQ		X			X									X					2	3	30	20	0	CBUQ	Bom	0	
515,860	D	CBUQ		X			X									X					4	3	20	60	0	CBUQ	Bom	0	
515,880	E	CBUQ		X			X								X	X					3	3	30	60	0	CBUQ	Bom	0	
515,900	D	CBUQ		X			X														3	3	20	70	0	CBUQ	Bom	0	
515,920	E	CBUQ		X			X														3	3	30	40	0	CBUQ	Bom	0	
515,940	D	CBUQ		X			X									X					3	3	30	40	0	CBUQ	Bom	0	
515,960	E	CBUQ		X			X														3	3	20	20	0	CBUQ	Bom	0	
515,980	D	CBUQ		X			X									X					3	3	20	40	0	CBUQ	Bom	0	
516,000	E	CBUQ		X			X									X					2	3	20	40	0	CBUQ	Bom	0	
516,020	D	CBUQ		X	X	X															2	2	80	0	0	CBUQ	Bom	0	
516,040	E	CBUQ		X																	1	2	80	0	0	CBUQ	Bom	0	
516,060	D	CBUQ		X	X	X								X		X					1	3	80	0	0	CBUQ	Bom	0	
516,080	E	CBUQ		X																	1	1	20	0	0	CBUQ	Bom	0	
516,100	D	CBUQ		X			X														3	3	60	20	0	CBUQ	Bom	0	
516,120	E	CBUQ		X																	1	1	10	0	0	CBUQ	Bom	0	
516,140	D	CBUQ		X																	1	3	60	0	0	CBUQ	Bom	0	
516,160	E	CBUQ		X																	1	1	20	0	0	CBUQ	Bom	0	
516,180	D	CBUQ		X																	1	2	60	0	0	CBUQ	Bom	0	
516,200	E	CBUQ		X	X	X															1	2	30	0	0	CBUQ	Bom	0	
516,220	D	CBUQ		X	X																1	2	30	0	0	CBUQ	Bom	0	
516,240	E	CBUQ		X																	1	2	80	0	0	CBUQ	Bom	0	
516,260	D	CBUQ		X																	1	3	20	0	0	CBUQ	Bom	0	
516,280	E	CBUQ		X																	1	3	40	0	0	CBUQ	Bom	0	
516,300	D	CBUQ		X																	1	3	40	0	0	CBUQ	Bom	0	
516,320	E	CBUQ		X			X														1	3	30	20	0	CBUQ	Bom	0	

INVENTÁRIO DO ESTADO DA SUPERFÍCIE DO PAVIMENTO																							DNIT-PRO 06						
RODOVIA: BR-116 (MG)											SEGMENTO: 0,000 ao 817,000											DATA: 03/2007							
TRECHO: Div. BA/MG - Div. MG/RJ											AVALIADOR: Gerson											FOLHA:							
km	Faixa	Pista Tipo Rev.	OK	FC-1			FC-2		FC-3		AF	O	P	EX	D	R	ALC	ATC	DG	Flecha mm		% de Área			ACOSTAMENTO				
				FI	TTC	TLC	J	TB	JE	E										TRI	TRE	FC-1	FC-2	FC-3	Tipo	Estado	Deg cm	OBS.	
				(1)	(1)	(1)	(2)	(2)	(3)	(3)	(4)	(5)	(5)	(6)	(7)	(8)													
516,340	D	CBUQ		X	X	X										X					1	3	40	0	0	CBUQ	Bom	0	
516,360	E	CBUQ		X																	1	2	60	0	0	CBUQ	Bom	0	
516,380	D	CBUQ		X																	1	2	60	0	0	CBUQ	Bom	0	
516,400	E	CBUQ		X																	1	1	40	0	0	CBUQ	Bom	0	
516,420	D	CBUQ		X																	1	2	40	0	0	CBUQ	Bom	0	
516,440	E	CBUQ		X																	1	2	30	20	0	CBUQ	Bom	0	
516,460	D	CBUQ		X																	3	3	70	0	0	CBUQ	Bom	0	
516,480	E	CBUQ		X		X															1	1	30	0	0	CBUQ	Bom	0	
516,500	D	CBUQ		X																	3	3	50	0	0	CBUQ	Bom	0	
516,520	E	CBUQ		X			X														3	3	20	30	0	CBUQ	Bom	0	
516,540	D	CBUQ		X	X	X															3	3	30	0	0	CBUQ	Bom	0	
516,560	E	CBUQ		X																	1	2	20	0	0	CBUQ	Bom	0	
516,580	D	CBUQ		X	X	X															3	3	60	0	0	CBUQ	Bom	0	
516,600	E	CBUQ		X			X								X	X					3	3	30	30	0	CBUQ	Bom	0	
516,620	D	CBUQ		X			X								X	X					3	3	20	70	0	CBUQ	Bom	0	
516,640	E	CBUQ		X			X														3	3	20	40	0	CBUQ	Bom	0	
516,660	D	CBUQ		X	X	X															2	2	30	0	0	CBUQ	Bom	0	
516,680	E	CBUQ		X																	1	1	40	0	0	CBUQ	Bom	0	
516,700	D	CBUQ		X			X									X					4	4	20	60	0	CBUQ	Bom	0	
516,720	E	CBUQ		X			X									X					2	2	20	40	0	CBUQ	Bom	0	
516,740	D	CBUQ					X									X					4	4	0	60	0	CBUQ	Bom	0	
516,760	E	CBUQ		X			X									X					1	2	20	60	0	CBUQ	Bom	0	
516,780	D	CBUQ		X			X									X					3	3	20	70	0	CBUQ	Bom	0	
516,800	E	CBUQ		X																	1	1	20	0	0	CBUQ	Bom	0	
516,820	D	CBUQ		X																	3	3	80	0	0	CBUQ	Bom	0	
516,840	E	CBUQ		X																	1	2	80	0	0	CBUQ	Bom	0	
516,860	D	CBUQ		X												X					1	2	80	0	0	CBUQ	Bom	0	
516,880	E	CBUQ			X	X										X					1	2	80	0	0	CBUQ	Bom	0	
516,900	D	CBUQ																			3	3	0	0	0	CBUQ	Bom	0	
516,920	E	CBUQ		X	X	X	X														3	3	20	40	0	CBUQ	Bom	0	
516,940	D	CBUQ		X	X	X															2	3	80	0	0	CBUQ	Bom	0	
516,960	E	CBUQ					X									X					3	3	0	80	0	CBUQ	Bom	0	
516,980	D	CBUQ		X	X	X															2	2	40	0	0	CBUQ	Bom	0	

INVENTÁRIO DO ESTADO DA SUPERFÍCIE DO PAVIMENTO																							DNIT-PRO 06						
RODOVIA: BR-116 (MG)											SEGMENTO: 0,000 ao 817,000											DATA: 03/2007							
TRECHO: Div. BA/MG - Div. MG/RJ											AVALIADOR: Gerson											FOLHA:							
km	Faixa	Pista Tipo Rev.	OK	FC-1			FC-2		FC-3		AF	O	P	EX	D	R	ALC	ATC	DG	Flecha mm		% de Área			ACOSTAMENTO				
				FI	TTC	TLC	J	TB	JE	E										TRI	TRE	FC-1	FC-2	FC-3	Tipo	Estado	Deg cm	OBS.	
				(1)	(1)	(1)	(2)	(2)	(3)	(3)	(4)	(5)	(5)	(6)	(7)	(8)													
517,000	E	CBUQ					X								X	X					3	3	0	40	0	CBUQ	Bom	0	
517,020	D	CBUQ					X								X	X					3	3	80	80	0	CBUQ	Bom	0	
517,040	E	CBUQ		X			X								X	X					2	3	20	40	0	CBUQ	Bom	0	
517,060	D	CBUQ		X			X								X						3	3	20	70	0	CBUQ	Bom	0	
517,080	E	CBUQ		X			X								X	X					3	3	20	60	0	CBUQ	Bom	0	
517,100	D	CBUQ					X														3	3	0	30	0	CBUQ	Bom	0	
517,120	E	CBUQ		X			X														2	3	20	60	0	CBUQ	Bom	0	
517,140	D	CBUQ		X	X	X															3	3	80	0	0	CBUQ	Bom	0	
517,160	E	CBUQ		X	X	X															3	3	80	0	0	CBUQ	Bom	0	
517,180	D	CBUQ		X	X	X															3	3	80	0	0	CBUQ	Bom	0	
517,200	E	CBUQ		X	X	X															3	3	80	0	0	CBUQ	Bom	0	
517,220	D	CBUQ		X	X	X	X									X					3	3	80	10	0	CBUQ	Bom	0	
517,240	E	CBUQ		X																	2	2	80	0	0	CBUQ	Bom	0	
517,260	D	CBUQ		X	X	X															3	3	60	0	0	CBUQ	Bom	0	
517,280	E	CBUQ		X	X	X															3	3	80	0	0	CBUQ	Bom	0	
517,300	D	CBUQ		X	X	X															3	3	80	0	0	CBUQ	Bom	0	
517,320	E	CBUQ		X	X	X															3	3	80	0	0	CBUQ	Bom	0	
517,340	D	CBUQ		X																	1	0	80	0	0	CBUQ	Bom	0	
517,360	E	CBUQ		X	X	X															1	1	70	0	0	CBUQ	Bom	0	
517,380	D	CBUQ		X	X	X	X														2	2	20	60	0	CBUQ	Bom	0	
517,400	E	CBUQ		X																	2	2	60	0	0	CBUQ	Bom	0	
517,420	D	CBUQ		X			X														1	1	20	30	0	CBUQ	Bom	0	
517,440	E	CBUQ		X																	1	1	80	0	0	CBUQ	Bom	0	
517,460	D	CBUQ		X																	1	1	60	0	0	CBUQ	Bom	0	Km 29,634 ao
517,480	E	CBUQ		X			X														1	1	20	70	0	CBUQ	Bom	0	29,642 ponte
517,500	D	CBUQ		X	X																2	2	40	0	0	CBUQ	Bom	0	
517,520	E	CBUQ					X														2	2	0	70	0	CBUQ	Bom	0	
517,540	D	CBUQ		X												X					2	2	10	0	0	CBUQ	Bom	0	
517,560	E	CBUQ					X														1	2	60	0	0	CBUQ	Bom	0	
517,580	D	CBUQ		X	X	X										X					2	2	60	0	0	CBUQ	Bom	0	
517,600	E	CBUQ		X																	2	2	10	0	0	CBUQ	Bom	0	
517,620	D	CBUQ		X			X														1	1	30	20	0	CBUQ	Bom	0	
517,640	E	CBUQ		X		X															1	1	10	0	0	CBUQ	Bom	0	

INVENTÁRIO DO ESTADO DA SUPERFÍCIE DO PAVIMENTO																									DNIT-PRO 06				
RODOVIA: BR-116 (MG)										SEGMENTO: 0,000 ao 817,000										DATA: 03/2007									
TRECHO: Div. BA/MG - Div. MG/RJ										AVALIADOR: Gerson										PISTA: Simples					FOLHA:				
km	Faixa	Pista Tipo Rev.	OK	FC-1			FC-2		FC-3		AF	O	P	EX	D	R	ALC	ATC	DG	Flecha mm		% de Área			ACOSTAMENTO				
				FI	TTC	TLC	J	TB	JE	E										TRI	TRE	FC-1	FC-2	FC-3	Tipo	Estado	Deg cm	OBS.	
				(1)	(1)	(1)	(2)	(2)	(3)	(3)	(4)	(5)	(5)	(6)	(7)	(8)													
517,660	D	CBUQ		X	X	X	X														1	1	20	20	0	CBUQ	Bom	0	
517,680	E	CBUQ		X	X	X															1	1	40	0	0	CBUQ	Bom	0	
517,700	D	CBUQ						X							X						1	1	0	100	0	CBUQ	Bom	0	
517,720	E	CBUQ						X							X						1	1	0	50	0	CBUQ	Bom	0	
517,740	D	CBUQ						X							X	X					2	2	0	70	0	CBUQ	Bom	0	
517,760	E	CBUQ		X												X					1	1	40	0	0	CBUQ	Bom	0	
517,780	D	CBUQ			X	X										X					1	2	30	0	0	CBUQ	Bom	0	
517,800	E	CBUQ		X	X			X													2	2	20	40	0	CBUQ	Bom	0	
517,820	D	CBUQ						X								X					2	2	0	60	0	CBUQ	Bom	0	
517,840	E	CBUQ		X				X													2	2	20	30	0	CBUQ	Bom	0	
517,860	D	CBUQ		X																	1	1	80	0	0	CBUQ	Bom	0	
517,880	E	CBUQ		X																	1	2	60	0	0	CBUQ	Bom	0	
517,900	D	CBUQ		X																	1	2	60	0	0	CBUQ	Bom	0	
517,920	E	CBUQ		X				X													2	2	30	10	0	CBUQ	Bom	0	
517,940	D	CBUQ		X																	2	2	60	0	0	CBUQ	Bom	0	
517,960	E	CBUQ		X																	1	2	60	0	0	CBUQ	Bom	0	
517,980	D	CBUQ		X																	2	2	80	0	0	CBUQ	Bom	0	
518,000	E	CBUQ		X				X													2	2	20	60	0	CBUQ	Bom	0	
518,020	D	CBUQ		X		X															1	2	30	0	0	CBUQ	Bom	0	
518,040	E	CBUQ		X																	2	2	40	0	0	CBUQ	Bom	0	
518,060	D	CBUQ		X																	1	1	10	0	0	CBUQ	Bom	0	
518,080	E	CBUQ		X		X	X									X					1	2	30	20	0	CBUQ	Bom	0	
518,100	D	CBUQ		X																	1	1	20	0	0	CBUQ	Bom	0	
518,120	E	CBUQ			X	X										X					1	1	60	0	0	CBUQ	Bom	0	
518,140	D	CBUQ		X												X					1	1	10	0	0	CBUQ	Bom	0	
518,160	E	CBUQ		X				X							X	X					2	2	20	50	0	CBUQ	Bom	0	
518,180	D	CBUQ		X																	1	1	10	0	0	CBUQ	Bom	0	
518,200	E	CBUQ		X				X								X					1	1	10	10	0	CBUQ	Bom	0	
518,220	D	CBUQ		X																	1	1	10	0	0	CBUQ	Bom	0	
518,240	E	CBUQ		X				X								X					1	2	10	10	0	CBUQ	Bom	0	
518,260	D	CBUQ		X																	1	1	20	0	0	CBUQ	Bom	0	
518,280	E	CBUQ						X								X					1	2	20	20	0	CBUQ	Bom	0	
518,300	D	CBUQ		X																	1	1	30	0	0	CBUQ	Bom	0	

INVENTÁRIO DO ESTADO DA SUPERFICIE DO PAVIMENTO																											DNIT-PRO 06	
RODOVIA: BR-116 (MG)												SEGMENTO: 0,000 ao 817,000													DATA: 03/2007			
TRECHO: Div. BA/MG - Div. MG/RJ												AVALIADOR: Gerson										PISTA: Simples					FOLHA:	
km	Faixa	Pista Tipo Rev.	OK	FC-1			FC-2		FC-3		AF	O	P	EX	D	R	ALC	ATC	DG	Flecha		% de Área			ACOSTAMENTO			
				FI	TTC	TLC	J	TB	JE	E										TRI	TRE	FC-1	FC-2	FC-3	Tipo	Estado	Deg cm	OBS.
				(1)	(1)	(1)	(2)	(2)	(3)	(3)										(4)	(5)	(5)	(6)	(7)	(8)	(4)	(5)	
518,320	E	CBUQ		X			X								X	X				1	1	20	60	0	CBUQ	Bom	0	
518,340	D	CBUQ		X												X				1	1	20	0	0	CBUQ	Bom	0	
518,360	E	CBUQ		X												X				1	1	20	0	0	CBUQ	Bom	0	
518,380	D	CBUQ		X	X											X				1	1	20	0	0	CBUQ	Bom	0	
518,400	E	CBUQ		X		X	X									X				1	1	20	20	0	CBUQ	Bom	0	
518,420	D	CBUQ		X	X											X				1	1	20	0	0	CBUQ	Bom	0	
518,440	E	CBUQ		X		X											X			1	1	20	0	0	CBUQ	Bom	0	
518,460	D	CBUQ		X		X										X				1	1	20	0	0	CBUQ	Bom	0	
518,480	E	CBUQ																		1	1	0	0	0	CBUQ	Bom	0	
518,500	D	CBUQ		X																1	1	10	0	0	CBUQ	Bom	0	
518,520	E	CBUQ																		1	1	0	0	0	CBUQ	Bom	0	
518,540	D	CBUQ			X		X								X	X				1	1	10	20	0	CBUQ	Bom	0	
518,560	E	CBUQ		X	X	X														1	1	20	0	0	CBUQ	Bom	0	
518,580	D	CBUQ		X	X	X														1	1	20	0	0	CBUQ	Bom	0	
518,600	E	CBUQ		X	X	X	X						X		X	X				1	1	30	30	0	CBUQ	Bom	0	
518,620	D	CBUQ		X			X							X		X				1	1	20	10	0	CBUQ	Bom	0	
518,640	E	CBUQ		X	X	X														1	1	10	0	0	CBUQ	Bom	0	
518,660	D	CBUQ		X										X						2	2	10	0	0	CBUQ	Bom	0	
518,680	E	CBUQ		X	X	X								X						1	2	10	0	0	CBUQ	Bom	0	
518,700	D	CBUQ		X										X						1	2	10	0	0	CBUQ	Bom	0	
518,720	E	CBUQ		X																1	2	10	0	0	CBUQ	Bom	0	
518,740	D	CBUQ		X										X						1	2	60	0	0	CBUQ	Bom	0	
518,760	E	CBUQ		X		X										X				2	2	20	0	0	CBUQ	Bom	0	
518,780	D	CBUQ		X										X		X				2	2	20	0	0	CBUQ	Bom	0	
518,800	E	CBUQ		X																2	2	60	0	0	CBUQ	Bom	0	
518,820	D	CBUQ		X		X								X						1	1	20	0	0	CBUQ	Bom	0	
518,840	E	CBUQ		X										X						2	2	10	0	0	CBUQ	Bom	0	
518,860	D	CBUQ		X										X						2	2	10	0	0	CBUQ	Bom	0	
518,880	E	CBUQ		X										X						2	2	20	0	0	CBUQ	Bom	0	
518,900	D	CBUQ		X										X						2	2	20	0	0	CBUQ	Bom	0	
518,920	E	CBUQ		X										X						2	2	10	0	0	CBUQ	Bom	0	
518,940	D	CBUQ		X												X				2	2	20	0	0	CBUQ	Bom	0	
518,960	E	CBUQ		X																1	1	20	0	0	CBUQ	Bom	0	

INVENTÁRIO DO ESTADO DA SUPERFÍCIE DO PAVIMENTO																								DNIT-PRO 06					
RODOVIA: BR-116 (MG)												SEGMENTO: 0,000 ao 817,000												DATA: 03/2007					
TRECHO: Div. BA/MG - Div. MG/RJ												AVALIADOR: Gerson												FOLHA:					
km	Faixa	Pista Tipo Rev.	OK	FC-1			FC-2		FC-3		AF	O	P	EX	D	R	ALC	ATC	DG	Flecha mm		% de Área			ACOSTAMENTO				
				FI	TTC	TLC	J	TB	JE	E															Tipo	Estado	Deg cm	OBS.	
				(1)	(1)	(1)	(2)	(2)	(3)	(3)	(4)	(5)	(5)	(6)	(7)	(8)					TRI	TRE	FC-1	FC-2	FC-3				
518,980	D	CBUQ		X	X	X															2	2	20	0	0	CBUQ	Bom	0	
519,000	E	CBUQ		X									X			X		X			1	2	10	0	0	CBUQ	Bom	0	
519,020	D	CBUQ																			1	1	0	0	0	CBUQ	Bom	0	
519,040	E	CBUQ																			1	1	0	0	0	CBUQ	Bom	0	
519,060	D	CBUQ												X							1	2	0	0	0	CBUQ	Bom	0	
519,080	E	CBUQ		X												X					1	1	20	0	0	CBUQ	Bom	0	
519,100	D	CBUQ																			1	1	0	0	0	CBUQ	Bom	0	
519,120	E	CBUQ																			1	1	0	0	0	CBUQ	Bom	0	
519,140	D	CBUQ																			1	1	0	0	0	CBUQ	Bom	0	
519,160	E	CBUQ		X												X					0	1	10	0	0	CBUQ	Bom	0	
519,180	D	CBUQ		X																	1	1	10	0	0	CBUQ	Bom	0	
519,200	E	CBUQ		X																	1	1	10	0	0	CBUQ	Bom	0	
519,220	D	CBUQ		X	X	X															1	2	20	0	0	CBUQ	Bom	0	
519,240	E	CBUQ		X																	1	1	40	0	0	CBUQ	Bom	0	
519,260	D	CBUQ		X																	1	1	10	0	0	CBUQ	Bom	0	
519,280	E	CBUQ		X																	2	2	10	0	0	CBUQ	Bom	0	
519,300	D	CBUQ		X																	2	2	10	0	0	CBUQ	Bom	0	
519,320	E	CBUQ		X																	2	2	30	0	0	CBUQ	Bom	0	
519,340	D	CBUQ		X																	2	2	60	0	0	CBUQ	Bom	0	
519,360	E	CBUQ		X																	2	2	40	0	0	CBUQ	Bom	0	
519,380	D	CBUQ		X																	2	2	60	0	0	CBUQ	Bom	0	
519,400	E	CBUQ		X																	2	2	60	0	0	CBUQ	Bom	0	
519,420	D	CBUQ		X																	2	2	40	0	0	CBUQ	Bom	0	
519,440	E	CBUQ		X																	2	2	60	0	0	CBUQ	Bom	0	
519,460	D	CBUQ		X																	2	2	30	0	0	CBUQ	Bom	0	Km 31,302 ao
519,480	E	CBUQ		X																	1	1	60	0	0	CBUQ	Bom	0	31,510 ponte
519,500	D	CBUQ		X			X														1	2	20	20	0	CBUQ	Bom	0	
519,520	E	CBUQ		X		X															1	1	20	0	0	CBUQ	Bom	0	
519,540	D	CBUQ		X												X					1	1	20	0	0	CBUQ	Bom	0	
519,560	E	CBUQ		X												X					1	1	30	0	0	CBUQ	Bom	0	
519,580	D	CBUQ																			1	1	0	0	0	CBUQ	Bom	0	
519,600	E	CBUQ		X			X														1	2	10	0	0	CBUQ	Bom	0	
519,620	D	CBUQ		X																	1	2	10	0	0	CBUQ	Bom	0	

INVENTÁRIO DO ESTADO DA SUPERFÍCIE DO PAVIMENTO																										DNIT-PRO 06			
RODOVIA: BR-116 (MG)													SEGMENTO: 0,000 ao 817,000													DATA: 03/2007			
TRECHO: Div. BA/MG - Div. MG/RJ													AVALIADOR: Gerson													PISTA: Simples		FOLHA:	
km	Faixa	Pista Tipo Rev.	OK	FC-1			FC-2		FC-3		AF	O	P	EX	D	R	ALC	ATC	DG	Flecha		% de Área			ACOSTAMENTO				
				FI	TTC	TLC	J	TB	JE	E										TRI	TRE	FC-1	FC-2	FC-3	Tipo	Estado	Deg cm	OBS.	
				(1)	(1)	(1)	(2)	(2)	(3)	(3)																			(4)
519,640	E	CBUQ		X			X													1	1	20	20	0	CBUQ	Bom	0		
519,660	D	CBUQ																		1	1	0	0	0	CBUQ	Bom	0		
519,680	E	CBUQ		X																1	2	20	0	0	CBUQ	Bom	0		
519,700	D	CBUQ																		1	1	0	0	0	CBUQ	Bom	0		
519,720	E	CBUQ		X																1	2	40	0	0	CBUQ	Bom	0		
519,740	D	CBUQ																		1	1	0	0	0	CBUQ	Bom	0		
519,760	E	CBUQ		X																1	1	70	0	0	CBUQ	Bom	0		
519,780	D	CBUQ		X																1	1	20	0	0	CBUQ	Bom	0		
519,800	E	CBUQ		X										X						1	2	10	0	0	CBUQ	Bom	0		
519,820	D	CBUQ																		1	1	0	0	0	CBUQ	Bom	0		
519,840	E	CBUQ												X						1	2	0	0	0	CBUQ	Bom	0		
519,860	D	CBUQ		X			X									X				1	1	20	20	0	CBUQ	Bom	0		
519,880	E	CBUQ		X																1	1	10	0	0	CBUQ	Bom	0		
519,900	D	CBUQ		X												X				2	2	10	0	0	CBUQ	Bom	0		
519,920	E	CBUQ		X	X	X										X				2	2	20	0	0	CBUQ	Bom	0		
519,940	D	CBUQ																		1	1	0	0	0	CBUQ	Bom	0		
519,960	E	CBUQ																		1	1	0	0	0	CBUQ	Bom	0		
519,980	D	CBUQ																		1	2	0	0	0	CBUQ	Bom	0		
520,000	E	CBUQ																		1	2	0	0	0	CBUQ	Bom	0		
520,020	D	CBUQ																		1	1	0	0	0	CBUQ	Bom	0		
520,040	E	CBUQ																		1	2	0	0	0	CBUQ	Bom	0		
520,060	D	CBUQ																		1	1	0	0	0	CBUQ	Bom	0		
520,080	E	CBUQ																		1	2	0	0	0	CBUQ	Bom	0		
520,100	D	CBUQ																		1	1	0	0	0	CBUQ	Bom	0		
520,120	E	CBUQ																		1	1	0	0	0	CBUQ	Bom	0		
520,140	D	CBUQ																		1	1	0	0	0	CBUQ	Bom	0		
520,160	E	CBUQ																		1	2	0	0	0	CBUQ	Bom	0		
520,180	D	CBUQ																		1	1	0	0	0	CBUQ	Bom	0		
520,200	E	CBUQ																		1	1	0	0	0	CBUQ	Bom	0		
520,220	D	CBUQ		X																1	1	10	0	0	CBUQ	Bom	0		
520,240	E	CBUQ		X																1	1	10	0	0	CBUQ	Bom	0		
520,260	D	CBUQ		X																1	1	10	0	0	CBUQ	Bom	0		
520,280	E	CBUQ		X																1	1	10	0	0	CBUQ	Bom	0		

INVENTÁRIO DO ESTADO DA SUPERFICIE DO PAVIMENTO																												DNIT-PRO 06			
RODOVIA: BR-116 (MG)																	SEGMENTO: 0,000 ao 817,000											DATA: 03/2007			
TRECHO: Div. BA/MG - Div. MG/RJ																	AVALIADOR: Gerson											PISTA: Simples		FOLHA:	
km	Faixa	Pista Tipo Rev.	OK	FC-1			FC-2		FC-3		AF	O	P	EX	D	R	ALC	ATC	DG	Flecha		% de Área			ACOSTAMENTO						
				FI	TTC	TLC	J	TB	JE	E										TRI	TRE	FC-1	FC-2	FC-3	Tipo	Estado	Deg cm	OBS.			
				(1)	(1)	(1)	(2)	(2)	(3)	(3)																			(4)	(5)	(5)
520,300	D	CBUQ		X											X					1	1	10	0	0	CBUQ	Bom	0				
520,320	E	CBUQ		X																1	1	0	0	0	CBUQ	Bom	0				
520,340	D	CBUQ		X											X					1	1	10	0	0	CBUQ	Bom	0				
520,360	E	CBUQ		X		X														1	1	10	0	0	CBUQ	Bom	0				
520,380	D	CBUQ		X																1	1	10	0	0	CBUQ	Bom	0				
520,400	E	CBUQ																		1	1	0	0	0	CBUQ	Bom	0				
520,420	D	CBUQ		X																1	1	10	0	0	CBUQ	Bom	0				
520,440	E	CBUQ																		1	1	0	0	0	CBUQ	Bom	0				
520,460	D	CBUQ																		1	1	0	0	0	CBUQ	Bom	0				
520,480	E	CBUQ		X			X													1	1	10	0	0	CBUQ	Bom	0				
520,500	D	CBUQ		X																1	1	20	20	0	CBUQ	Bom	0				
520,520	E	CBUQ		X																1	2	30	0	0	CBUQ	Bom	0				
520,540	D	CBUQ		X											X					1	1	10	0	0	CBUQ	Bom	0				
520,560	E	CBUQ		X																1	1	10	0	0	CBUQ	Bom	0				
520,580	D	CBUQ		X				X							X					2	2	20	0	30	CBUQ	Bom	0				
520,600	E	CBUQ		X																1	1	30	0	0	CBUQ	Bom	0				
520,620	D	CBUQ						X						X	X					1	2	0	0	80	CBUQ	Bom	0				
520,640	E	CBUQ																		1	2	0	0	0	CBUQ	Bom	0				
520,660	D	CBUQ		X											X					1	2	30	0	0	CBUQ	Bom	0				
520,680	E	CBUQ		X																1	1	10	0	0	CBUQ	Bom	0				
520,700	D	CBUQ		X																1	1	10	0	0	CBUQ	Bom	0				
520,720	E	CBUQ		X																1	2	10	0	0	CBUQ	Bom	0				
520,740	D	CBUQ		X																1	1	80	0	0	CBUQ	Bom	0				
520,760	E	CBUQ		X																1	2	10	0	0	CBUQ	Bom	0				
520,780	D	CBUQ						X							X					2	2	60	0	0	CBUQ	Bom	0				
520,800	E	CBUQ		X																1	2	10	0	0	CBUQ	Bom	0				
520,820	D	CBUQ						X							X					2	3	40	0	0	CBUQ	Bom	0				
520,840	E	CBUQ		X																1	2	20	0	0	CBUQ	Bom	0				
520,860	D	CBUQ		X																1	1	30	0	0	CBUQ	Bom	0				
520,880	E	CBUQ																		1	2	0	0	0	CBUQ	Bom	0				
520,900	D	CBUQ		X											X					1	1	10	0	0	CBUQ	Bom	0				
520,920	E	CBUQ																		1	2	0	0	0	CBUQ	Bom	0				
520,940	D	CBUQ																		1	1	0	0	0	CBUQ	Bom	0				

INVENTÁRIO DO ESTADO DA SUPERFÍCIE DO PAVIMENTO																											DNIT-PRO 06					
RODOVIA: BR-116 (MG)																		SEGMENTO: 0,000 ao 817,000									DATA: 03/2007					
TRECHO: Div. BA/MG - Div. MG/RJ																		AVALIADOR: Gerson									PISTA: Simples			FOLHA:		
km	Faixa	Pista Tipo Rev.	OK	FC-1			FC-2		FC-3		AF	O	P	EX	D	R	ALC	ATC	DG	Flecha		% de Área			ACOSTAMENTO							
				FI	TTC	TLC	J	TB	JE	E										TRI	TRE	FC-1	FC-2	FC-3	Tipo	Estado	Deg	OBS.				
				(1)	(1)	(1)	(2)	(2)	(3)	(3)										(4)	(5)	(5)	(6)	(7)	(8)					cm		
520,960	E	CBUQ																		1	1	0	0	0	CBUQ	Bom	0					
520,980	D	CBUQ		X											X					1	1	10	0	0	CBUQ	Bom	0					
521,000	E	CBUQ																		1	1	0	0	0	CBUQ	Bom	0					
521,020	D	CBUQ		X																1	1	10	0	0	CBUQ	Bom	0					
521,040	E	CBUQ																		1	1	0	0	0	CBUQ	Bom	0					
521,060	D	CBUQ		X										X	X					1	3	20	0	0	CBUQ	Bom	0					
521,080	E	CBUQ																		1	2	0	0	0	CBUQ	Bom	0					
521,100	D	CBUQ		X			X							X	X					2	2	20	20	0	CBUQ	Bom	0					
521,120	E	CBUQ																		1	1	0	0	0	CBUQ	Bom	0					
521,140	D	CBUQ		X																1	2	10	0	0	CBUQ	Bom	0					
521,160	E	CBUQ																		1	1	0	0	0	CBUQ	Bom	0					
521,180	D	CBUQ		X									X							1	1	30	0	0	CBUQ	Bom	0					
521,200	E	CBUQ		X			X							X	X					3	3	20	40	0	CBUQ	Bom	0					
521,220	D	CBUQ		X																1	1	20	0	0	CBUQ	Bom	0					
521,240	E	CBUQ		X																1	2	30	0	0	CBUQ	Bom	0					
521,260	D	CBUQ		X																1	1	10	0	0	CBUQ	Bom	0					
521,280	E	CBUQ		X																1	1	20	0	0	CBUQ	Bom	0					
521,300	D	CBUQ																		1	1	0	0	0	CBUQ	Bom	0					
521,320	E	CBUQ																		1	1	0	0	0	CBUQ	Bom	0					
521,340	D	CBUQ																		1	1	0	0	0	CBUQ	Bom	0					
521,360	E	CBUQ		X																1	1	10	0	0	CBUQ	Bom	0					
521,380	D	CBUQ		X																1	2	10	0	0	CBUQ	Bom	0					
521,400	E	CBUQ		X																1	1	10	0	0	CBUQ	Bom	0					
521,420	D	CBUQ		X											X					1	1	10	0	0	CBUQ	Bom	0					
521,440	E	CBUQ		X																1	1	20	0	0	CBUQ	Bom	0					
521,460	D	CBUQ		X											X					1	2	20	0	0	CBUQ	Bom	0					
521,480	E	CBUQ					X							X	X					1	1	0	0	0	CBUQ	Bom	0					
521,500	D	CBUQ																		1	2	0	30	0	CBUQ	Bom	0					
521,520	E	CBUQ		X																1	1	10	0	0	CBUQ	Bom	0					
521,540	D	CBUQ		X																2	2	10	0	0	CBUQ	Bom	0					
521,560	E	CBUQ		X																2	2	60	0	0	CBUQ	Bom	0					
521,580	D	CBUQ		X																2	2	10	0	0	CBUQ	Bom	0					
521,600	E	CBUQ		X	X	X														1	2	20	0	0	CBUQ	Bom	0					

INVENTÁRIO DO ESTADO DA SUPERFÍCIE DO PAVIMENTO																								DNIT-PRO 06					
RODOVIA: BR-116 (MG)												SEGMENTO: 0,000 ao 817,000												DATA: 03/2007					
TRECHO: Div. BA/MG - Div. MG/RJ												AVALIADOR: Gerson												FOLHA:					
km	Faixa	Pista Tipo Rev.	OK	FC-1			FC-2		FC-3		AF	O	P	EX	D	R	ALC	ATC	DG	Flecha mm		% de Área			ACOSTAMENTO				
				FI	TTC	TLC	J	TB	JE	E															Tipo	Estado	Deg cm	OBS.	
				(1)	(1)	(1)	(2)	(2)	(3)	(3)	(4)	(5)	(5)	(6)	(7)	(8)					TRI	TRE	FC-1	FC-2	FC-3				
521,620	D	CBUQ																			1	1	0	0	0	CBUQ	Bom	0	
521,640	E	CBUQ		X		X															1	2	10	0	0	CBUQ	Bom	0	
521,660	D	CBUQ																			1	1	0	0	0	CBUQ	Bom	0	
521,680	E	CBUQ																			1	1	0	0	0	CBUQ	Bom	0	
521,700	D	CBUQ		X										X							1	1	60	0	0	CBUQ	Bom	0	
521,720	E	CBUQ		X												X					2	2	30	0	0	CBUQ	Bom	0	
521,740	D	CBUQ		X																	2	2	20	0	0	CBUQ	Bom	0	
521,760	E	CBUQ																			1	1	0	0	0	CBUQ	Bom	0	
521,780	D	CBUQ		X																	1	1	10	0	0	CBUQ	Bom	0	
521,800	E	CBUQ																			1	1	0	0	0	CBUQ	Bom	0	
521,820	D	CBUQ																			1	1	0	0	0	CBUQ	Bom	0	
521,840	E	CBUQ		X																	1	1	10	0	0	CBUQ	Bom	0	
521,860	D	CBUQ																			1	1	0	0	0	CBUQ	Bom	0	
521,880	E	CBUQ		X																	1	2	10	0	0	CBUQ	Bom	0	
521,900	D	CBUQ		X			X									X					2	2	10	10	0	CBUQ	Bom	0	
521,920	E	CBUQ																			1	1	0	0	0	CBUQ	Bom	0	
521,940	D	CBUQ																			1	1	0	0	0	CBUQ	Bom	0	
521,960	E	CBUQ		X																	1	1	10	0	0	CBUQ	Bom	0	
521,980	D	CBUQ		X			X									X					2	2	10	10	0	CBUQ	Bom	0	
522,000	E	CBUQ		X			X									X					1	2	10	10	0	CBUQ	Bom	0	
522,020	D	CBUQ		X																	2	2	30	0	0	CBUQ	Bom	0	
522,040	E	CBUQ		X																	2	2	10	0	0	CBUQ	Bom	0	
522,060	D	CBUQ		X																	1	1	10	0	0	CBUQ	Bom	0	
522,080	E	CBUQ																			1	1	0	0	0	CBUQ	Bom	0	
522,100	D	CBUQ		X												X					1	1	20	0	0	CBUQ	Bom	0	
522,120	E	CBUQ		X																	1	1	10	0	0	CBUQ	Bom	0	
522,140	D	CBUQ		X	X																2	2	10	0	0	CBUQ	Bom	0	
522,160	E	CBUQ																			1	1	0	0	0	CBUQ	Bom	0	
522,180	D	CBUQ		X																	1	1	10	0	0	CBUQ	Bom	0	
522,200	E	CBUQ		X												X					1	1	10	0	0	CBUQ	Bom	0	
522,220	D	CBUQ		X																	1	1	10	0	0	CBUQ	Bom	0	
522,240	E	CBUQ																			0	1	0	0	0	CBUQ	Bom	0	
522,260	D	CBUQ																			1	1	0	0	0	CBUQ	Bom	0	

INVENTÁRIO DO ESTADO DA SUPERFÍCIE DO PAVIMENTO																								DNIT-PRO 06					
RODOVIA: BR-116 (MG)												SEGMENTO: 0,000 ao 817,000												DATA: 03/2007					
TRECHO: Div. BA/MG - Div. MG/RJ												AVALIADOR: Gerson												FOLHA:					
km	Faixa	Pista Tipo Rev.	OK	FC-1			FC-2		FC-3		AF	O	P	EX	D	R	ALC	ATC	DG	Flecha mm		% de Área			ACOSTAMENTO				
				FI	TTC	TLC	J	TB	JE	E															Tipo	Estado	Deg cm	OBS.	
				(1)	(1)	(1)	(2)	(2)	(3)	(3)										TRI	TRE	FC-1	FC-2	FC-3					
522,280	E	CBUQ		X			X														1	1	10	10	0	CBUQ	Bom	0	
522,300	D	CBUQ																			1	1	0	0	0	CBUQ	Bom	0	
522,320	E	CBUQ		X																	1	1	20	0	0	CBUQ	Bom	0	
522,340	D	CBUQ		X																	1	1	10	0	0	CBUQ	Bom	0	
522,360	E	CBUQ		X																	1	1	10	0	0	CBUQ	Bom	0	
522,380	D	CBUQ																			1	1	0	0	0	CBUQ	Bom	0	
522,400	E	CBUQ		X												X					1	2	20	0	0	CBUQ	Bom	0	
522,420	D	CBUQ		X																	1	1	10	0	0	CBUQ	Bom	0	
522,440	E	CBUQ																			1	1	0	0	0	CBUQ	Bom	0	
522,460	D	CBUQ		X																	1	1	10	0	0	CBUQ	Bom	0	
522,480	E	CBUQ		X																	1	1	10	0	0	CBUQ	Bom	0	
522,500	D	CBUQ		X																	1	1	10	0	0	CBUQ	Bom	0	
522,520	E	CBUQ		X																	1	1	10	0	0	CBUQ	Bom	0	
522,540	D	CBUQ		X																	1	1	10	0	0	CBUQ	Bom	0	
522,560	E	CBUQ		X																	1	1	10	0	0	CBUQ	Bom	0	
522,580	D	CBUQ		X																	1	1	10	0	0	CBUQ	Bom	0	
522,600	E	CBUQ		X																	1	1	10	0	0	CBUQ	Bom	0	
522,620	D	CBUQ																			1	1	0	0	0	CBUQ	Bom	0	
522,640	E	CBUQ		X		X															1	1	10	0	0	CBUQ	Bom	0	
522,660	D	CBUQ	X																		0	0	0	0	0	CBUQ	Bom	0	
522,680	E	CBUQ		X		X															1	1	10	0	0	CBUQ	Bom	0	
522,700	D	CBUQ																			1	1	0	0	0	CBUQ	Bom	0	
522,720	E	CBUQ	X													X					0	0	0	0	0	CBUQ	Bom	0	
522,740	D	CBUQ		X		X															1	1	10	0	0	CBUQ	Bom	0	
522,760	E	CBUQ		X												X					1	1	10	0	0	CBUQ	Bom	0	
522,780	D	CBUQ		X																	1	1	10	0	0	CBUQ	Bom	0	
522,800	E	CBUQ		X																	1	1	10	0	0	CBUQ	Bom	0	
522,820	D	CBUQ		X																	1	1	10	0	0	CBUQ	Bom	0	
522,840	E	CBUQ		X																	1	1	10	0	0	CBUQ	Bom	0	
522,860	D	CBUQ		X																	1	1	10	0	0	CBUQ	Bom	0	
522,880	E	CBUQ		X																	1	1	10	0	0	CBUQ	Bom	0	
522,900	D	CBUQ		X																	1	1	10	0	0	CBUQ	Bom	0	
522,920	E	CBUQ		X									X			X					1	1	10	0	0	CBUQ	Bom	0	

INVENTÁRIO DO ESTADO DA SUPERFÍCIE DO PAVIMENTO																										DNIT-PRO 06		
RODOVIA: BR-116 (MG)												SEGMENTO: 0,000 ao 817,000												DATA: 03/2007				
TRECHO: Div. BA/MG - Div. MG/RJ												AVALIADOR: Gerson												PISTA: Simples		FOLHA:		
km	Faixa	Pista Tipo Rev.	OK	FC-1			FC-2		FC-3		AF	O	P	EX	D	R	ALC	ATC	DG	Flecha		% de Área			ACOSTAMENTO			
				FI	TTC	TLC	J	TB	JE	E										TRI	TRE	FC-1	FC-2	FC-3	Tipo	Estado	Deg cm	OBS.
				(1)	(1)	(1)	(2)	(2)	(3)	(3)										(4)	(5)	(5)	(6)	(7)	(8)			
522,940	D	CBUQ		X								X								1	1	10	0	0	CBUQ	Bom	0	
522,960	E	CBUQ		X								X			X					1	1	20	0	0	CBUQ	Bom	0	Km 35,000 ao
522,980	D	CBUQ		X								X			X					1	2	20	0	0	CBUQ	Bom	0	35,012 ponte
523,000	E	CBUQ		X																1	1	10	0	0	CBUQ	Bom	0	
523,020	D	CBUQ		X											X					1	1	10	0	0	CBUQ	Bom	0	
523,040	E	CBUQ		X								X		X	X					2	2	30	0	0	CBUQ	Bom	0	
523,060	D	CBUQ		X																2	2	20	0	0	CBUQ	Bom	0	
523,080	E	CBUQ		X			X							X	X					2	2	30	30	0	CBUQ	Bom	0	
523,100	D	CBUQ																		1	1	0	0	0	CBUQ	Bom	0	
523,120	E	CBUQ					X							X	X					1	2	0	30	0	CBUQ	Bom	0	
523,140	D	CBUQ																		1	2	0	0	0	CBUQ	Bom	0	
523,160	E	CBUQ		X											X					2	2	40	0	0	CBUQ	Bom	0	
523,180	D	CBUQ		X																1	1	10	0	0	CBUQ	Bom	0	
523,200	E	CBUQ		X																1	1	10	0	0	CBUQ	Bom	0	
523,220	D	CBUQ																		1	1	0	0	0	CBUQ	Bom	0	
523,240	E	CBUQ		X																1	2	10	0	0	CBUQ	Bom	0	
523,260	D	CBUQ																		1	1	0	0	0	CBUQ	Bom	0	
523,280	E	CBUQ		X											X					1	1	10	0	0	CBUQ	Bom	0	
523,300	D	CBUQ		X											X					1	1	10	0	0	CBUQ	Bom	0	
523,320	E	CBUQ		X			X					X		X						2	2	20	40	0	CBUQ	Bom	0	
523,340	D	CBUQ		X											X					1	1	10	0	0	CBUQ	Bom	0	
523,360	E	CBUQ		X			X								X					1	1	20	20	0	CBUQ	Bom	0	
523,380	D	CBUQ		X											X					1	2	20	0	0	CBUQ	Bom	0	
523,400	E	CBUQ		X									X		X					1	1	20	0	0	CBUQ	Bom	0	
523,420	D	CBUQ		X									X							1	1	10	0	0	CBUQ	Bom	0	
523,440	E	CBUQ		X									X							1	2	20	0	0	CBUQ	Bom	0	
523,460	D	CBUQ		X									X							1	1	10	0	0	CBUQ	Bom	0	
523,480	E	CBUQ		X		X							X							1	2	20	0	0	CBUQ	Bom	0	
523,500	D	CBUQ																		1	1	0	0	0	CBUQ	Bom	0	
523,520	E	CBUQ																		1	2	0	0	0	CBUQ	Bom	0	
523,540	D	CBUQ																		1	1	0	0	0	CBUQ	Bom	0	
523,560	E	CBUQ																		1	2	0	0	0	CBUQ	Bom	0	
523,580	D	CBUQ		X											X					1	2	10	0	0	CBUQ	Bom	0	

INVENTÁRIO DO ESTADO DA SUPERFÍCIE DO PAVIMENTO																									DNIT-PRO 06			
RODOVIA: BR-116 (MG)												SEGMENTO: 0,000 ao 817,000													DATA: 03/2007			
TRECHO: Div. BA/MG - Div. MG/RJ												AVALIADOR: Gerson										PISTA: Simples			FOLHA:			
km	Faixa	Pista Tipo Rev.	OK	FC-1			FC-2		FC-3		AF	O	P	EX	D	R	ALC	ATC	DG	Flecha		% de Área			ACOSTAMENTO			
				FI	TTC	TLC	J	TB	JE	E										TRI	TRE	FC-1	FC-2	FC-3	Tipo	Estado	Deg cm	OBS.
				(1)	(1)	(1)	(2)	(2)	(3)	(3)																		
523,600	E	CBUQ		X			X									X				1	2	20	20	0	CBUQ	Bom	0	
523,620	D	CBUQ		X												X				1	2	20	0	0	CBUQ	Bom	0	
523,640	E	CBUQ		X												X				1	1	10	0	0	CBUQ	Bom	0	
523,660	D	CBUQ		X												X				1	1	10	0	0	CBUQ	Bom	0	
523,680	E	CBUQ		X									X			X				1	2	10	0	0	CBUQ	Bom	0	
523,700	D	CBUQ		X																1	1	10	0	0	CBUQ	Bom	0	
523,720	E	CBUQ		X												X				2	2	20	0	0	CBUQ	Bom	0	
523,740	D	CBUQ																		1	1	0	0	0	CBUQ	Bom	0	
523,760	E	CBUQ		X									X			X				1	2	30	0	0	CBUQ	Bom	0	
523,780	D	CBUQ		X												X				1	1	10	0	0	CBUQ	Bom	0	
523,800	E	CBUQ		X																1	2	30	0	0	CBUQ	Bom	0	
523,820	D	CBUQ		X																1	1	20	0	0	CBUQ	Bom	0	
523,840	E	CBUQ		X												X				1	1	20	0	0	CBUQ	Bom	0	
523,860	D	CBUQ		X												X				1	1	10	0	0	CBUQ	Bom	0	
523,880	E	CBUQ		X												X				1	1	30	0	0	CBUQ	Bom	0	
523,900	D	CBUQ		X																1	1	10	0	0	CBUQ	Bom	0	
523,920	E	CBUQ		X												X				1	1	20	0	0	CBUQ	Bom	0	
523,940	D	CBUQ																		1	1	0	0	0	CBUQ	Bom	0	
523,960	E	CBUQ																		1	1	0	0	0	CBUQ	Bom	0	
523,980	D	CBUQ																		1	1	0	0	0	CBUQ	Bom	0	
524,000	E	CBUQ		X												X				1	1	10	0	0	CBUQ	Bom	0	
524,020	D	CBUQ																		1	2	0	0	0	CBUQ	Bom	0	
524,040	E	CBUQ																		1	1	0	0	0	CBUQ	Bom	0	
524,060	D	CBUQ																		1	1	0	0	0	CBUQ	Bom	0	
524,080	E	CBUQ		X		X										X				1	2	40	0	0	CBUQ	Bom	0	
524,100	D	CBUQ		X												X				1	1	10	0	0	CBUQ	Bom	0	
524,120	E	CBUQ		X	X											X				1	1	10	0	0	CBUQ	Bom	0	
524,140	D	CBUQ				X														1	2	10	0	0	CBUQ	Bom	0	
524,160	E	CBUQ		X	X											X				1	2	20	0	0	CBUQ	Bom	0	
524,180	D	CBUQ		X																2	2	10	0	0	CBUQ	Bom	0	
524,200	E	CBUQ																		1	1	0	0	0	CBUQ	Bom	0	
524,220	D	CBUQ		X																1	2	10	0	0	CBUQ	Bom	0	
524,240	E	CBUQ																		1	2	0	0	0	CBUQ	Bom	0	

INVENTÁRIO DO ESTADO DA SUPERFÍCIE DO PAVIMENTO																											DNIT-PRO 06		
RODOVIA: BR-116 (MG)										SEGMENTO: 0,000 ao 817,000														DATA: 03/2007					
TRECHO: Div. BA/MG - Div. MG/RJ										AVALIADOR: Gerson										PISTA: Simples							FOLHA:		
km	Faixa	Pista Tipo Rev.	OK	FC-1			FC-2		FC-3		AF	O	P	EX	D	R	ALC	ATC	DG	Flecha		% de Área			ACOSTAMENTO				
				FI	TTC	TLC	J	TB	JE	E										TRI	TRE	FC-1	FC-2	FC-3	Tipo	Estado	Deg cm	OBS.	
				(1)	(1)	(1)	(2)	(2)	(3)	(3)																			
524,260	D	CBUQ																		1	2	0	0	0	CBUQ	Bom	0		
524,280	E	CBUQ		X																1	2	10	0	0	CBUQ	Bom	0		
524,300	D	CBUQ																		1	1	0	0	0	CBUQ	Bom	0		
524,320	E	CBUQ		X											X					1	1	10	0	0	CBUQ	Bom	0		
524,340	D	CBUQ																		1	1	0	0	0	CBUQ	Bom	0		
524,360	E	CBUQ		X																2	2	10	0	0	CBUQ	Bom	0		
524,380	D	CBUQ																		1	2	0	0	0	CBUQ	Bom	0		
524,400	E	CBUQ																		1	2	0	0	0	CBUQ	Bom	0		
524,420	D	CBUQ																		2	2	0	0	0	CBUQ	Bom	0		
524,440	E	CBUQ		X																1	1	10	0	0	CBUQ	Bom	0		
524,460	D	CBUQ																		1	1	0	0	0	CBUQ	Bom	0		
524,480	E	CBUQ		X						X										3	3	10	0	50	CBUQ	Bom	0	Início Perímetro Urbano	
524,500	D	CBUQ		X																3	3	20	0	0	CBUQ	Bom	0	km 36,500 ao	
524,520	E	CBUQ		X			X			X										3	4	20	0	20	CBUQ	Bom	0	(Caratinga)	
524,540	D	CBUQ		X																2	2	10	0	0	CBUQ	Bom	0		
524,560	E	CBUQ		X																3	3	10	0	0	CBUQ	Bom	0		
524,580	D	CBUQ		X																2	2	10	0	0	CBUQ	Bom	0		
524,600	E	CBUQ		X	X	X														2	3	40	0	0	CBUQ	Bom	0		
524,620	D	CBUQ		X												X				1	1	10	0	0	CBUQ	Bom	0		
524,640	E	CBUQ		X		X														2	2	20	0	0	CBUQ	Bom	0		
524,660	D	CBUQ																		1	1	0	0	0	CBUQ	Bom	0		
524,680	E	CBUQ		X											X	X				1	2	20	0	0	CBUQ	Bom	0		
524,700	D	CBUQ																		2	2	0	0	0	CBUQ	Bom	0		
524,720	E	CBUQ		X																1	1	10	0	0	CBUQ	Bom	0		
524,740	D	CBUQ																		1	1	0	0	0	CBUQ	Bom	0		
524,760	E	CBUQ		X												X				1	1	10	0	0	CBUQ	Bom	0		
524,780	D	CBUQ		X			X									X				2	2	10	10	0	CBUQ	Bom	0		
524,800	E	CBUQ		X		X										X				1	1	20	0	0	CBUQ	Bom	0		
524,820	D	CBUQ																		1	1	0	0	0	CBUQ	Bom	0		
524,840	E	CBUQ		X																1	1	20	0	0	CBUQ	Bom	0		
524,860	D	CBUQ																		2	2	0	0	0	CBUQ	Bom	0		
524,880	E	CBUQ		X	X	X	X													1	2	30	10	0	CBUQ	Bom	0		
524,900	D	CBUQ		X	X															1	2	10	0	0	CBUQ	Bom	0		

INVENTÁRIO DO ESTADO DA SUPERFÍCIE DO PAVIMENTO																											DNIT-PRO 06			
RODOVIA: BR-116 (MG)																		SEGMENTO: 0,000 ao 817,000									DATA: 03/2007			
TRECHO: Div. BA/MG - Div. MG/RJ																		AVALIADOR: Gerson									PISTA: Simples		FOLHA:	
km	Faixa	Pista Tipo Rev.	OK	FC-1			FC-2		FC-3		AF	O	P	EX	D	R	ALC	ATC	DG	Flecha		% de Área			ACOSTAMENTO					
				FI	TTC	TLC	J	TB	JE	E										TRI	TRE	FC-1	FC-2	FC-3	Tipo	Estado	Deg cm	OBS.		
				(1)	(1)	(1)	(2)	(2)	(3)	(3)																			(4)	(5)
524,920	E	CBUQ																		1	1	0	0	0	CBUQ	Bom	0			
524,940	D	CBUQ		X	X	X									X					1	2	20	0	0	CBUQ	Bom	0			
524,960	E	CBUQ		X		X														1	2	20	0	0	CBUQ	Bom	0			
524,980	D	CBUQ																		1	1	0	0	0	CBUQ	Bom	0			
525,000	E	CBUQ																		1	1	0	0	0	CBUQ	Bom	0			
525,020	D	CBUQ		X																1	1	10	0	0	CBUQ	Bom	0			
525,040	E	CBUQ		X	X															1	1	10	0	0	CBUQ	Bom	0			
525,060	D	CBUQ		X	X															1	1	10	0	0	CBUQ	Bom	0			
525,080	E	CBUQ		X	X	X														1	1	20	0	0	CBUQ	Bom	0			
525,100	D	CBUQ		X																1	1	10	0	0	CBUQ	Bom	0			
525,120	E	CBUQ		X																1	1	20	0	0	CBUQ	Bom	0			
525,140	D	CBUQ		X	X	X			X											1	1	20	0	0	CBUQ	Bom	0			
525,160	E	CBUQ		X																1	2	20	0	0	CBUQ	Bom	0			
525,180	D	CBUQ		X	X	X			X											1	2	20	0	20	CBUQ	Bom	0			
525,200	E	CBUQ		X		X														1	2	20	0	0	CBUQ	Bom	0			
525,220	D	CBUQ		X																2	2	20	0	20	CBUQ	Bom	0			
525,240	E	CBUQ																		2	2	0	0	0	CBUQ	Bom	0			
525,260	D	CBUQ		X																2	2	20	0	0	CBUQ	Bom	0	Início Rotatória		
525,280	E	CBUQ																		3	3	0	0	0	CBUQ	Bom	0	Km 37,260 ao		
525,300	D	CBUQ		X																3	3	10	0	0	CBUQ	Bom	0	km 37,500		
525,320	E	CBUQ																		2	3	0	0	0	CBUQ	Bom	0			
525,340	D	CBUQ																		2	2	0	0	0	CBUQ	Bom	0			
525,360	E	CBUQ																		2	2	0	0	0	CBUQ	Bom	0			
525,380	D	CBUQ																		2	2	0	0	0	CBUQ	Bom	0			
525,400	E	CBUQ		X																2	2	10	0	0	CBUQ	Bom	0			
525,420	D	CBUQ																		2	2	0	0	0	CBUQ	Bom	0			
525,440	E	CBUQ		X	X															2	2	30	0	0	CBUQ	Bom	0			
525,460	D	CBUQ																		1	1	0	0	0	CBUQ	Bom	0			
525,480	E	CBUQ																		1	1	0	0	0	CBUQ	Bom	0			
525,500	D	CBUQ		X																2	2	20	0	0	CBUQ	Bom	0			
525,520	E	CBUQ				X														1	1	10	0	0	CBUQ	Bom	0			
525,540	D	CBUQ		X																1	1	10	0	0	CBUQ	Bom	0			
525,560	E	CBUQ				X														1	2	10	0	0	CBUQ	Bom	0			

INVENTÁRIO DO ESTADO DA SUPERFÍCIE DO PAVIMENTO																									DNIT-PRO 06			
RODOVIA: BR-116 (MG)												SEGMENTO: 0,000 ao 817,000													DATA: 03/2007			
TRECHO: Div. BA/MG - Div. MG/RJ												AVALIADOR: Gerson													PISTA: Simples		FOLHA:	
km	Faixa	Pista Tipo Rev.	OK	FC-1			FC-2		FC-3		AF	O	P	EX	D	R	ALC	ATC	DG	Flecha		% de Área			ACOSTAMENTO			
				FI	TTC	TLC	J	TB	JE	E										TRI	TRE	FC-1	FC-2	FC-3	Tipo	Estado	Deg cm	OBS.
				(1)	(1)	(1)	(2)	(2)	(3)	(3)										(4)	(5)	(5)	(6)	(7)	(8)			
525,580	D	CBUQ																		1	1	0	0	0	CBUQ	Bom	0	
525,600	E	CBUQ																		1	1	0	0	0	CBUQ	Bom	0	
525,620	D	CBUQ		X																1	2	10	0	0	CBUQ	Bom	0	
525,640	E	CBUQ																		1	1	0	0	0	CBUQ	Bom	0	
525,660	D	CBUQ																		1	1	0	0	0	CBUQ	Bom	0	
525,680	E	CBUQ				X														1	1	10	0	0	CBUQ	Bom	0	
525,700	D	CBUQ				X														1	1	10	0	0	CBUQ	Bom	0	
525,720	E	CBUQ																		1	2	0	0	0	CBUQ	Bom	0	
525,740	D	CBUQ		X		X														2	2	10	0	0	CBUQ	Bom	0	
525,760	E	CBUQ																		1	1	0	0	0	CBUQ	Bom	0	
525,780	D	CBUQ																		1	2	0	0	0	CBUQ	Bom	0	
525,800	E	CBUQ		X																1	2	10	0	0	CBUQ	Bom	0	
525,820	D	CBUQ		X												X				2	2	10	0	0	CBUQ	Bom	0	
525,840	E	CBUQ		X												X				1	1	10	0	0	CBUQ	Bom	0	
525,860	D	CBUQ																		1	1	0	0	0	CBUQ	Bom	0	
525,880	E	CBUQ																		1	2	0	0	0	CBUQ	Bom	0	
525,900	D	CBUQ																		2	2	0	0	0	CBUQ	Bom	0	
525,920	E	CBUQ																		2	2	0	0	0	CBUQ	Bom	0	
525,940	D	CBUQ																		2	2	0	0	0	CBUQ	Bom	0	
525,960	E	CBUQ																		2	2	0	0	0	CBUQ	Bom	0	
525,980	D	CBUQ																		2	2	0	0	0	CBUQ	Bom	0	
526,000	E	CBUQ																		2	2	0	0	0	CBUQ	Bom	0	
526,020	D	CBUQ																		2	2	0	0	0	CBUQ	Bom	0	
526,040	E	CBUQ																		2	2	0	0	0	CBUQ	Bom	0	
526,060	D	CBUQ																		1	2	0	0	0	CBUQ	Bom	0	
526,080	E	CBUQ																		2	2	0	0	0	CBUQ	Bom	0	
526,100	D	CBUQ		X																2	2	10	0	0	CBUQ	Bom	0	
526,120	E	CBUQ		X																1	2	20	0	0	CBUQ	Bom	0	
526,140	D	CBUQ		X			X													2	2	20	20	0	CBUQ	Bom	0	
526,160	E	CBUQ		X																2	2	30	0	0	CBUQ	Bom	0	
526,180	D	CBUQ																		1	1	0	0	0	CBUQ	Bom	0	
526,200	E	CBUQ		X																1	2	10	0	0	CBUQ	Bom	0	
526,220	D	CBUQ																		1	1	0	0	0	CBUQ	Bom	0	

INVENTÁRIO DO ESTADO DA SUPERFÍCIE DO PAVIMENTO																										DNIT-PRO 06		
RODOVIA: BR-116 (MG)												SEGMENTO: 0,000 ao 817,000												DATA: 03/2007				
TRECHO: Div. BA/MG - Div. MG/RJ												AVALIADOR: Gerson												PISTA: Simples		FOLHA:		
km	Faixa	Pista Tipo Rev.	OK	FC-1			FC-2		FC-3		AF	O	P	EX	D	R	ALC	ATC	DG	Flecha mm		% de Área			ACOSTAMENTO			
				FI	TTC	TLC	J	TB	JE	E										TRI	TRE	FC-1	FC-2	FC-3	Tipo	Estado	Deg cm	OBS.
				(1)	(1)	(1)	(2)	(2)	(3)	(3)										(4)	(5)	(5)	(6)	(7)	(8)			
526,240	E	CBUQ		X		X														1	2	20	0	0	CBUQ	Bom	0	
526,260	D	CBUQ		X											X					2	2	40	0	0	CBUQ	Bom	0	
526,280	E	CBUQ																		1	1	0	0	0	CBUQ	Bom	0	
526,300	D	CBUQ		X																1	1	10	0	0	CBUQ	Bom	0	
526,320	E	CBUQ																		1	1	0	0	0	CBUQ	Bom	0	
526,340	D	CBUQ																		1	1	0	0	0	CBUQ	Bom	0	
526,360	E	CBUQ		X	X										X					2	2	20	0	0	CBUQ	Bom	0	
526,380	D	CBUQ		X																2	2	10	0	0	CBUQ	Bom	0	
526,400	E	CBUQ		X																1	2	10	0	0	CBUQ	Bom	0	
526,420	D	CBUQ		X																1	2	10	0	0	CBUQ	Bom	0	
526,440	E	CBUQ		X																2	2	0	0	0	CBUQ	Bom	0	
526,460	D	CBUQ		X		X														1	2	10	0	0	CBUQ	Bom	0	
526,480	E	CBUQ		X																2	2	20	0	0	CBUQ	Bom	0	
526,500	D	CBUQ																		1	1	10	0	0	CBUQ	Bom	0	
526,520	E	CBUQ																		1	1	0	0	0	CBUQ	Bom	0	
526,540	D	CBUQ		X																2	2	0	0	0	CBUQ	Bom	0	
526,560	E	CBUQ		X																1	2	10	0	0	CBUQ	Bom	0	
526,580	D	CBUQ																		1	2	10	0	0	CBUQ	Bom	0	
526,600	E	CBUQ		X																1	1	0	0	0	CBUQ	Bom	0	
526,620	D	CBUQ		X																2	2	10	0	0	CBUQ	Bom	0	
526,640	E	CBUQ		X																2	2	10	0	0	CBUQ	Bom	0	
526,660	D	CBUQ		X																2	2	20	0	0	CBUQ	Bom	0	
526,680	E	CBUQ		X																2	2	10	0	0	CBUQ	Bom	0	
526,700	D	CBUQ		X																2	2	10	0	0	CBUQ	Bom	0	
526,720	E	CBUQ		X																2	2	60	0	0	CBUQ	Bom	0	
526,740	D	CBUQ		X																1	1	20	0	0	CBUQ	Bom	0	
526,760	E	CBUQ		X		X														1	2	80	0	0	CBUQ	Bom	0	
526,780	D	CBUQ		X											X					1	1	20	0	0	CBUQ	Bom	0	
526,800	E	CBUQ		X																2	2	60	0	0	CBUQ	Bom	0	
526,820	D	CBUQ		X																2	2	10	0	0	CBUQ	Bom	0	
526,840	E	CBUQ		X																2	2	40	0	0	CBUQ	Bom	0	
526,860	D	CBUQ		X											X					2	2	30	0	0	CBUQ	Bom	0	
526,880	E	CBUQ		X	X			X												3	3	30	40	0	CBUQ	Bom	0	

INVENTÁRIO DO ESTADO DA SUPERFÍCIE DO PAVIMENTO																											DNIT-PRO 06							
RODOVIA: BR-116 (MG)																			SEGMENTO: 0,000 ao 817,000								DATA: 03/2007							
TRECHO: Div. BA/MG - Div. MG/RJ																			AVALIADOR: Gerson								PISTA: Simples				FOLHA:			
km	Faixa	Pista Tipo Rev.	OK	FC-1			FC-2		FC-3		AF	O	P	EX	D	R	ALC	ATC	DG	Flecha		% de Área			ACOSTAMENTO									
				FI	TTC	TLC	J	TB	JE	E										TRI	TRE	FC-1	FC-2	FC-3	Tipo	Estado	Deg cm	OBS.						
				(1)	(1)	(1)	(2)	(2)	(3)	(3)																								
526,900	D	CBUQ																		2	2	0	0	0	CBUQ	Bom	0							
526,920	E	CBUQ		X	X															3	3	70	0	0	CBUQ	Bom	0							
526,940	D	CBUQ		X																2	2	20	0	0	CBUQ	Bom	0							
526,960	E	CBUQ		X				X							X					2	2	20	70	0	CBUQ	Bom	0							
526,980	D	CBUQ		X						X										2	2	10	0	10	CBUQ	Bom	0							
527,000	E	CBUQ						X							X					3	3	0	60	0	CBUQ	Bom	0							
527,020	D	CBUQ		X																2	2	20	0	0	CBUQ	Bom	0							
527,040	E	CBUQ		X	X	X									X					2	2	60	0	0	CBUQ	Bom	0							
527,060	D	CBUQ		X																2	2	20	0	0	CBUQ	Bom	0							
527,080	E	CBUQ		X		X														1	2	20	0	0	CBUQ	Bom	0							
527,100	D	CBUQ		X																3	3	10	0	0	CBUQ	Bom	0							
527,120	E	CBUQ		X																2	2	10	0	0	CBUQ	Bom	0							
527,140	D	CBUQ		X																2	2	10	0	0	CBUQ	Bom	0							
527,160	E	CBUQ		X																1	2	20	0	0	CBUQ	Bom	0							
527,180	D	CBUQ																		2	2	0	0	0	CBUQ	Bom	0							
527,200	E	CBUQ																		2	2	0	0	0	CBUQ	Bom	0							
527,220	D	CBUQ		X																1	2	10	0	0	CBUQ	Bom	0							
527,240	E	CBUQ		X																2	2	10	0	0	CBUQ	Bom	0							
527,260	D	CBUQ		X											X					2	2	20	0	0	CBUQ	Bom	0							
527,280	E	CBUQ		X																2	3	10	0	0	CBUQ	Bom	0							
527,300	D	CBUQ		X											X					2	2	10	0	0	CBUQ	Bom	0							
527,320	E	CBUQ		X																3	3	20	0	0	CBUQ	Bom	0							
527,340	D	CBUQ																		2	2	0	0	0	CBUQ	Bom	0							
527,360	E	CBUQ		X	X	X														2	2	40	0	0	CBUQ	Bom	0							
527,380	D	CBUQ		X											X					1	2	20	0	0	CBUQ	Bom	0							
527,400	E	CBUQ		X																1	2	30	0	0	CBUQ	Bom	0							
527,420	D	CBUQ		X																2	2	10	0	0	CBUQ	Bom	0							
527,440	E	CBUQ		X																1	1	40	0	0	CBUQ	Bom	0							
527,460	D	CBUQ																		2	2	0	0	0	CBUQ	Bom	0	km 39,600 sonorizador						
527,480	E	CBUQ		X																1	2	10	0	0	CBUQ	Bom	0							
527,500	D	CBUQ		X																1	1	10	0	0	CBUQ	Bom	0	km 39,615 sonorizador						
527,520	E	CBUQ		X		X														2	2	20	0	0	CBUQ	Bom	0							
527,540	D	CBUQ																		2	2	0	0	0	CBUQ	Bom	0	km 39,971 sonorizador						

INVENTÁRIO DO ESTADO DA SUPERFICIE DO PAVIMENTO																											DNIT-PRO 06					
RODOVIA: BR-116 (MG)																	SEGMENTO: 0,000 ao 817,000										DATA: 03/2007					
TRECHO: Div. BA/MG - Div. MG/RJ																	AVALIADOR: Gerson										PISTA: Simples			FOLHA:		
km	Faixa	Pista Tipo Rev.	OK	FC-1			FC-2		FC-3		AF	O	P	EX	D	R	ALC	ATC	DG	Flecha		% de Área			ACOSTAMENTO							
				FI	TTC	TLC	J	TB	JE	E										TRI	TRE	FC-1	FC-2	FC-3	Tipo	Estado	Deg cm	OBS.				
				(1)	(1)	(1)	(2)	(2)	(3)	(3)										(4)	(5)	(5)	(6)	(7)	(8)							
527,560	E	CBUQ																		3	3	0	0	0	CBUQ	Bom	0	km 39,986 sonorizador				
527,580	D	CBUQ																		2	2	0	0	0	CBUQ	Bom	0					
527,600	E	CBUQ																		2	2	0	0	0	CBUQ	Bom	0					
527,620	D	CBUQ																		2	2	0	0	0	CBUQ	Bom	0					
527,640	E	CBUQ		X						X										2	2	10	0	10	CBUQ	Bom	0					
527,660	D	CBUQ		X									X			X				2	2	10	0	0	CBUQ	Bom	0					
527,680	E	CBUQ		X												X				2	2	10	0	0	CBUQ	Bom	0					
527,700	D	CBUQ																		1	1	0	0	0	CBUQ	Bom	0					
527,720	E	CBUQ		X		X														1	2	30	0	0	CBUQ	Bom	0					
527,740	D	CBUQ																		1	1	0	0	0	CBUQ	Bom	0					
527,760	E	CBUQ		X			X						X			X				1	2	20	20	0	CBUQ	Bom	0					
527,780	D	CBUQ		X										X						2	2	20	0	0	CBUQ	Bom	0					
527,800	E	CBUQ		X																2	2	30	0	0	CBUQ	Bom	0					
527,820	D	CBUQ		X																2	2	10	0	0	CBUQ	Bom	0					
527,840	E	CBUQ		X																3	3	60	0	0	CBUQ	Bom	0					
527,860	D	CBUQ		X		X														2	2	40	0	0	CBUQ	Bom	0					
527,880	E	CBUQ		X	X	X														1	1	20	0	0	CBUQ	Bom	0					
527,900	D	CBUQ													X					2	2	0	0	0	CBUQ	Bom	0					
527,920	E	CBUQ													X					2	2	0	0	0	CBUQ	Bom	0					
527,940	D	CBUQ		X			X													2	2	10	20	0	CBUQ	Bom	0					
527,960	E	CBUQ																		2	2	0	0	0	CBUQ	Bom	0	km 40,410 sonorizador				
527,980	D	CBUQ		X																1	1	10	0	0	CBUQ	Bom	0					
528,000	E	CBUQ		X	X															1	2	0	0	0	CBUQ	Bom	0	km 40,427 sonorizador				
528,020	D	CBUQ																		2	2	10	0	0	CBUQ	Bom	0					
528,040	E	CBUQ																		1	1	0	0	0	CBUQ	Bom	0					
528,060	D	CBUQ		X																1	1	10	0	0	CBUQ	Bom	0					
528,080	E	CBUQ																		1	1	0	0	0	CBUQ	Bom	0					
528,100	D	CBUQ		X												X				1	1	10	0	0	CBUQ	Bom	0					
528,120	E	CBUQ																		1	2	0	0	0	CBUQ	Bom	0					
528,140	D	CBUQ		X																1	2	10	0	0	CBUQ	Bom	0					
528,160	E	CBUQ		X		X														1	1	10	0	0	CBUQ	Bom	0					
528,180	D	CBUQ		X																1	1	10	0	0	CBUQ	Bom	0					
528,200	E	CBUQ		X																1	1	10	0	0	CBUQ	Bom	0					

Pesquisas e Estudos de Viabilidade de PPP – Sistema Rodoviário Federal Minas Gerais
PROJETO BR 116 / BR 381

INVENTÁRIO DO ESTADO DA SUPERFÍCIE DO PAVIMENTO																											DNIT-PRO 06	
RODOVIA: BR-116 (MG)												SEGMENTO: 0,000 ao 817,000													DATA: 03/2007			
TRECHO: Div. BA/MG - Div. MG/RJ												AVALIADOR: Gerson										PISTA: Simples					FOLHA:	
km	Faixa	Pista Tipo Rev.	OK	FC-1			FC-2		FC-3		AF	O	P	EX	D	R	ALC	ATC	DG	Flecha mm		% de Área			ACOSTAMENTO			
				FI	TTC	TLC	J	TB	JE	E										TRI	TRE	FC-1	FC-2	FC-3	Tipo	Estado	Deg cm	OBS.
				(1)	(1)	(1)	(2)	(2)	(3)	(3)																		
528,880	E																											
528,900	D																											
528,920	E																											
528,940	D																											
528,960	E																											
528,980	D																											
529,000	E																											
529,020	D																											
529,040	E																											
529,060	D																											
529,080	E																											
529,100	D																											
529,120	E																											
529,140	D																											
529,160	E																											
529,180	D																											
529,200	E																											
529,220	D																											
529,240	E																											
529,260	D																											
529,280	E																											
529,300	D																											
529,320	E																											
529,340	D																											
529,360	E																											
529,380	D																											
529,400	E																											
529,420	D																											
529,440	E																											
529,460	D																											
529,480	E																											
529,500	D																											
529,520	E																											

INVENTÁRIO DO ESTADO DA SUPERFÍCIE DO PAVIMENTO																									DNIT-PRO 06							
RODOVIA: BR-116 (MG)												SEGMENTO: 0,000 ao 817,000													DATA: 03/2007							
TRECHO: Div. BA/MG - Div. MG/RJ												AVALIADOR: Gerson													PISTA: Simples				FOLHA:			
km	Faixa	Pista Tipo Rev.	OK	FC-1			FC-2		FC-3		AF	O	P	EX	D	R	ALC	ATC	DG	Flecha mm		% de Área			ACOSTAMENTO							
				FI	TTC	TLC	J	TB	JE	E										TRI	TRE	FC-1	FC-2	FC-3	Tipo	Estado	Deg cm	OBS.				
				(1)	(1)	(1)	(2)	(2)	(3)	(3)																						
529,540	D																															
529,560	E																															
529,580	D																															
529,600	E																															
529,620	D																															
529,640	E																															
529,660	D																															
529,680	E																															
529,700	D																															
529,720	E																															
529,740	D																															
529,760	E																															
529,780	D																															
529,800	E																															
529,820	D																															
529,840	E																															
529,860	D																															
529,880	E																															
529,900	D																															
529,920	E																															
529,940	D																															
529,960	E																															
529,980	D																															
530,000	E																															
530,020	D																															
530,040	E																															
530,060	D																															
530,080	E																															
530,100	D																															
530,120	E																															
530,140	D																															
530,160	E																															
530,180	D	CBUQ		X																	1	1	20	0	0	CBUQ	Bom	0				

INVENTÁRIO DO ESTADO DA SUPERFÍCIE DO PAVIMENTO																											DNIT-PRO 06				
RODOVIA: BR-116 (MG)																			SEGMENTO: 0,000 ao 817,000							DATA: 03/2007					
TRECHO: Div. BA/MG - Div. MG/RJ																			AVALIADOR: Gerson							PISTA: Simples			FOLHA:		
km	Faixa	Pista Tipo Rev.	OK	FC-1			FC-2		FC-3		AF	O	P	EX	D	R	ALC	ATC	DG	Flecha mm		% de Área			ACOSTAMENTO						
				FI	TTC	TLC	J	TB	JE	E										TRI	TRE	FC-1	FC-2	FC-3	Tipo	Estado	Deg cm	OBS.			
				(1)	(1)	(1)	(2)	(2)	(3)	(3)										(4)	(5)	(5)	(6)	(7)	(8)						
530,200	E	CBUQ																		1	1	0	0	0	CBUQ	Bom	0				
530,220	D	CBUQ		X											X					0	1	20	0	0	CBUQ	Bom	0				
530,240	E	CBUQ																		0	1	0	0	0	CBUQ	Bom	0				
530,260	D	CBUQ		X									X		X					0	1	10	0	0	CBUQ	Bom	0				
530,280	E	CBUQ																		1	1	0	0	0	CBUQ	Bom	0				
530,300	D	CBUQ																		1	1	0	0	0	CBUQ	Bom	0				
530,320	E	CBUQ																		1	1	0	0	0	CBUQ	Bom	0				
530,340	D	CBUQ		X																1	1	10	0	0	CBUQ	Bom	0				
530,360	E	CBUQ		X											X					1	1	20	0	0	CBUQ	Bom	0				
530,380	D	CBUQ																		1	1	0	0	0	CBUQ	Bom	0				
530,400	E	CBUQ																		0	1	0	0	0	CBUQ	Bom	0				
530,420	D	CBUQ																		1	1	0	0	0	CBUQ	Bom	0				
530,440	E	CBUQ		X											X					1	2	10	0	0	CBUQ	Bom	0				
530,460	D	CBUQ		X																1	1	30	0	0	CBUQ	Bom	0	km 42,520 ao			
530,480	E	CBUQ		X																1	1	20	0	0	CBUQ	Bom	0	km 42,538 ponte			
530,500	D	CBUQ		X										X						2	2	10	0	0	CBUQ	Bom	0				
530,520	E	CBUQ																		1	1	0	0	0	CBUQ	Bom	0				
530,540	D	CBUQ													X					2	2	0	0	0	CBUQ	Bom	0				
530,560	E	CBUQ		X																2	2	10	0	0	CBUQ	Bom	0				
530,580	D	CBUQ		X																2	2	10	0	0	CBUQ	Bom	0				
530,600	E	CBUQ		X										X						2	2	10	0	0	CBUQ	Bom	0				
530,620	D	CBUQ		X																2	2	10	0	0	CBUQ	Bom	0				
530,640	E	CBUQ		X										X						1	2	10	0	0	CBUQ	Bom	0				
530,660	D	CBUQ																		2	2	0	0	0	CBUQ	Bom	0				
530,680	E	CBUQ		X																2	2	10	0	0	CBUQ	Bom	0				
530,700	D	CBUQ		X																2	2	10	0	0	CBUQ	Bom	0				
530,720	E	CBUQ																		2	2	0	0	0	CBUQ	Bom	0				
530,740	D	CBUQ		X											X					1	2	10	0	0	CBUQ	Bom	0				
530,760	E	CBUQ		X																1	1	10	0	0	CBUQ	Bom	0				
530,780	D	CBUQ		X																1	2	10	0	0	CBUQ	Bom	0				
530,800	E	CBUQ																		2	2	0	0	0	CBUQ	Bom	0				
530,820	D	CBUQ		X											X					1	2	10	0	0	CBUQ	Bom	0				
530,840	E	CBUQ																		1	1	0	0	0	CBUQ	Bom	0				

INVENTÁRIO DO ESTADO DA SUPERFÍCIE DO PAVIMENTO																											DNIT-PRO 06					
RODOVIA: BR-116 (MG)																		SEGMENTO: 0,000 ao 817,000									DATA: 03/2007					
TRECHO: Div. BA/MG - Div. MG/RJ																		AVALIADOR: Gerson									PISTA: Simples			FOLHA:		
km	Faixa	Pista Tipo Rev.	OK	FC-1			FC-2		FC-3		AF	O	P	EX	D	R	ALC	ATC	DG	Flecha		% de Área			ACOSTAMENTO							
				FI	TTC	TLC	J	TB	JE	E										TRI	TRE	FC-1	FC-2	FC-3	Tipo	Estado	Deg cm	OBS.				
				(1)	(1)	(1)	(2)	(2)	(3)	(3)																			(4)	(5)	(5)	(6)
530,860	D	CBUQ		X																1	2	10	0	0	CBUQ	Bom	0					
530,880	E	CBUQ																		1	1	0	0	0	CBUQ	Bom	0					
530,900	D	CBUQ		X																1	2	10	0	0	CBUQ	Bom	0					
530,920	E	CBUQ																		1	1	0	0	0	CBUQ	Bom	0					
530,940	D	CBUQ		X																1	2	10	0	0	CBUQ	Bom	0					
530,960	E	CBUQ																		1	1	0	0	0	CBUQ	Bom	0					
530,980	D	CBUQ		X																1	2	10	0	0	CBUQ	Bom	0					
531,000	E	CBUQ		X												X				1	2	20	0	0	CBUQ	Bom	0					
531,020	D	CBUQ		X												X				2	2	10	0	0	CBUQ	Bom	0					
531,040	E	CBUQ		X												X				2	2	10	0	0	CBUQ	Bom	0					
531,060	D	CBUQ		X												X				2	2	10	0	0	CBUQ	Bom	0					
531,080	E	CBUQ																		1	1	0	0	0	CBUQ	Bom	0					
531,100	D	CBUQ																		1	2	0	0	0	CBUQ	Bom	0					
531,120	E	CBUQ																		1	1	0	0	0	CBUQ	Bom	0					
531,140	D	CBUQ																		1	1	0	0	0	CBUQ	Bom	0					
531,160	E	CBUQ																		1	2	0	0	0	CBUQ	Bom	0					
531,180	D	CBUQ																		2	2	0	0	0	CBUQ	Bom	0					
531,200	E	CBUQ																		1	1	0	0	0	CBUQ	Bom	0					
531,220	D	CBUQ																		1	1	0	0	0	CBUQ	Bom	0					
531,240	E	CBUQ																		1	1	0	0	0	CBUQ	Bom	0					
531,260	D	CBUQ																		2	2	0	0	0	CBUQ	Bom	0					
531,280	E	CBUQ																		1	2	0	0	0	CBUQ	Bom	0					
531,300	D	CBUQ																		2	2	0	0	0	CBUQ	Bom	0					
531,320	E	CBUQ																		1	1	0	0	0	CBUQ	Bom	0					
531,340	D	CBUQ																		1	1	0	0	0	CBUQ	Bom	0					
531,360	E	CBUQ																		2	2	0	0	0	CBUQ	Bom	0					
531,380	D	CBUQ		X																1	2	20	0	0	CBUQ	Bom	0					
531,400	E	CBUQ																		2	2	0	0	0	CBUQ	Bom	0					
531,420	D	CBUQ																		2	2	0	0	0	CBUQ	Bom	0					
531,440	E	CBUQ		X	X										X					2	2	30	0	0	CBUQ	Bom	0					
531,460	D	CBUQ		X																2	2	10	0	0	CBUQ	Bom	0					
531,480	E	CBUQ		X																2	2	60	0	0	CBUQ	Bom	0					
531,500	D	CBUQ		X																2	2	70	0	0	CBUQ	Bom	0					

INVENTÁRIO DO ESTADO DA SUPERFÍCIE DO PAVIMENTO																										DNIT-PRO 06		
RODOVIA: BR-116 (MG)												SEGMENTO: 0,000 ao 817,000												DATA: 03/2007				
TRECHO: Div. BA/MG - Div. MG/RJ												AVALIADOR: Gerson												PISTA: Simples		FOLHA:		
km	Faixa	Pista Tipo Rev.	OK	FC-1			FC-2		FC-3		AF	O	P	EX	D	R	ALC	ATC	DG	Flecha		% de Área			ACOSTAMENTO			
				FI	TTC	TLC	J	TB	JE	E										TRI	TRE	FC-1	FC-2	FC-3	Tipo	Estado	Deg	OBS.
				(1)	(1)	(1)	(2)	(2)	(3)	(3)										(4)	(5)	(5)	(6)	(7)	(8)			
531,520	E	CBUQ		X																2	2	70	0	0	CBUQ	Bom	0	
531,540	D	CBUQ		X									X							2	2	70	0	0	CBUQ	Bom	0	
531,560	E	CBUQ		X			X													1	2	20	40	0	CBUQ	Bom	0	
531,580	D	CBUQ																		2	2	0	0	0	CBUQ	Bom	0	
531,600	E	CBUQ		X																1	2	20	0	0	CBUQ	Bom	0	
531,620	D	CBUQ		X			X								X					1	2	20	20	0	CBUQ	Bom	0	
531,640	E	CBUQ		X			X						X							2	2	20	20	0	CBUQ	Bom	0	
531,660	D	CBUQ		X																1	2	10	0	0	CBUQ	Bom	0	
531,680	E	CBUQ																		1	1	0	0	0	CBUQ	Bom	0	
531,700	D	CBUQ		X																1	1	30	0	0	CBUQ	Bom	0	
531,720	E	CBUQ																		1	2	0	0	0	CBUQ	Bom	0	
531,740	D	CBUQ		X											X					1	1	40	0	0	CBUQ	Bom	0	
531,760	E	CBUQ																		1	1	0	0	0	CBUQ	Bom	0	
531,780	D	CBUQ		X											X					1	2	30	0	0	CBUQ	Bom	0	
531,800	E	CBUQ		X																1	1	20	0	0	CBUQ	Bom	0	
531,820	D	CBUQ		X			X								X					1	2	10	10	0	CBUQ	Bom	0	
531,840	E	CBUQ		X																1	2	20	0	0	CBUQ	Bom	0	
531,860	D	CBUQ		X																1	1	10	0	0	CBUQ	Bom	0	
531,880	E	CBUQ		X		X														1	1	30	0	0	CBUQ	Bom	0	
531,900	D	CBUQ		X			X								X					1	1	10	10	0	CBUQ	Bom	0	
531,920	E	CBUQ																		1	1	0	0	0	CBUQ	Bom	0	
531,940	D	CBUQ		X			X								X					1	1	10	30	0	CBUQ	Bom	0	
531,960	E	CBUQ		X											X					2	2	20	0	0	CBUQ	Bom	0	
531,980	D	CBUQ		X																1	1	30	0	0	CBUQ	Bom	0	
532,000	E	CBUQ		X		X														1	1	40	0	0	CBUQ	Bom	0	
532,020	D	CBUQ		X											X					1	1	30	0	0	CBUQ	Bom	0	
532,040	E	CBUQ		X									X		X	X				1	1	30	0	0	CBUQ	Bom	0	
532,060	D	CBUQ																		1	1	0	0	0	CBUQ	Bom	0	
532,080	E	CBUQ		X			X								X					1	1	20	20	0	CBUQ	Bom	0	
532,100	D	CBUQ		X																1	1	20	0	0	CBUQ	Bom	0	
532,120	E	CBUQ		X											X					1	1	20	0	0	CBUQ	Bom	0	
532,140	D	CBUQ		X											X					1	1	10	0	0	CBUQ	Bom	0	
532,160	E	CBUQ		X			X								X					1	1	10	10	0	CBUQ	Bom	0	

INVENTÁRIO DO ESTADO DA SUPERFÍCIE DO PAVIMENTO																											DNIT-PRO 06	
RODOVIA: BR-116 (MG)												SEGMENTO: 0,000 ao 817,000													DATA: 03/2007			
TRECHO: Div. BA/MG - Div. MG/RJ												AVALIADOR: Gerson										PISTA: Simples					FOLHA:	
km	Faixa	Pista Tipo Rev.	OK	FC-1			FC-2		FC-3		AF	O	P	EX	D	R	ALC	ATC	DG	Flecha		% de Área			ACOSTAMENTO			
				FI	TTC	TLC	J	TB	JE	E										TRI	TRE	FC-1	FC-2	FC-3	Tipo	Estado	Deg cm	OBS.
				(1)	(1)	(1)	(2)	(2)	(3)	(3)										(4)	(5)	(5)	(6)	(7)	(8)			
532,180	D	CBUQ		X											X					1	1	10	0	0	CBUQ	Bom	0	
532,200	E	CBUQ		X			X								X					1	1	10	10	0	CBUQ	Bom	0	
532,220	D	CBUQ		X											X					1	1	20	0	0	CBUQ	Bom	0	
532,240	E	CBUQ		X			X													1	2	20	40	0	CBUQ	Bom	0	
532,260	D	CBUQ		X									X		X					2	2	30	0	0	CBUQ	Bom	0	
532,280	E	CBUQ																		1	1	0	0	0	CBUQ	Bom	0	
532,300	D	CBUQ		X																1	2	10	0	0	CBUQ	Bom	0	
532,320	E	CBUQ		X																1	2	30	0	0	CBUQ	Bom	0	
532,340	D	CBUQ		X									X		X					1	2	30	0	0	CBUQ	Bom	0	
532,360	E	CBUQ		X																1	1	20	0	0	CBUQ	Bom	0	
532,380	D	CBUQ		X											X					1	1	10	0	0	CBUQ	Bom	0	
532,400	E	CBUQ		X			X													1	1	10	10	0	CBUQ	Bom	0	
532,420	D	CBUQ																		1	1	0	0	0	CBUQ	Bom	0	
532,440	E	CBUQ		X			X								X					1	1	20	20	0	CBUQ	Bom	0	
532,460	D	CBUQ		X																1	1	10	0	0	CBUQ	Bom	0	
532,480	E	CBUQ																		1	1	0	0	0	CBUQ	Bom	0	
532,500	D	CBUQ		X																1	1	10	0	0	CBUQ	Bom	0	
532,520	E	CBUQ		X									X							2	2	30	0	0	CBUQ	Bom	0	
532,540	D	CBUQ		X																1	1	10	0	0	CBUQ	Bom	0	
532,560	E	CBUQ		X											X					1	1	10	0	0	CBUQ	Bom	0	
532,580	D	CBUQ		X																1	2	30	0	0	CBUQ	Bom	0	
532,600	E	CBUQ																		1	1	0	0	0	CBUQ	Bom	0	
532,620	D	CBUQ		X																2	2	30	0	0	CBUQ	Bom	0	
532,640	E	CBUQ		X																1	1	10	0	0	CBUQ	Bom	0	
532,660	D	CBUQ		X																1	1	10	0	0	CBUQ	Bom	0	
532,680	E	CBUQ		X																1	1	10	0	0	CBUQ	Bom	0	
532,700	D	CBUQ		X																1	1	10	0	0	CBUQ	Bom	0	
532,720	E	CBUQ		X		X														1	1	10	0	0	CBUQ	Bom	0	
532,740	D	CBUQ																		1	1	0	0	0	CBUQ	Bom	0	
532,760	E	CBUQ																		1	1	0	0	0	CBUQ	Bom	0	
532,780	D	CBUQ																		1	1	0	0	0	CBUQ	Bom	0	
532,800	E	CBUQ																		1	2	0	0	0	CBUQ	Bom	0	
532,820	D	CBUQ																		1	1	0	0	0	CBUQ	Bom	0	

INVENTÁRIO DO ESTADO DA SUPERFÍCIE DO PAVIMENTO																											DNIT-PRO 06					
RODOVIA: BR-116 (MG)																		SEGMENTO: 0,000 ao 817,000									DATA: 03/2007					
TRECHO: Div. BA/MG - Div. MG/RJ																		AVALIADOR: Gerson									PISTA: Simples			FOLHA:		
km	Faixa	Pista Tipo Rev.	OK	FC-1			FC-2		FC-3		AF	O	P	EX	D	R	ALC	ATC	DG	Flecha		% de Área			ACOSTAMENTO							
				FI	TTC	TLC	J	TB	JE	E										TRI	TRE	FC-1	FC-2	FC-3	Tipo	Estado	Deg cm	OBS.				
				(1)	(1)	(1)	(2)	(2)	(3)	(3)																						
532,840	E	CBUQ		X																1	1	10	0	0	CBUQ	Bom	0					
532,860	D	CBUQ		X																1	1	10	0	0	CBUQ	Bom	0					
532,880	E	CBUQ		X																1	1	10	0	0	CBUQ	Bom	0					
532,900	D	CBUQ																		1	1	0	0	0	CBUQ	Bom	0					
532,920	E	CBUQ																		1	1	0	0	0	CBUQ	Bom	0					
532,940	D	CBUQ		X																1	1	10	0	0	CBUQ	Bom	0					
532,960	E	CBUQ		X																1	1	10	0	0	CBUQ	Bom	3					
532,980	D	CBUQ		X																1	1	10	0	0	CBUQ	Bom	3					
533,000	E	CBUQ																		1	1	0	0	0	CBUQ	Bom	3					
533,020	D	CBUQ		X																1	1	10	0	0	CBUQ	Bom	3					
533,040	E	CBUQ																		1	1	0	0	0	CBUQ	Bom	3					
533,060	D	CBUQ																		1	1	0	0	0	CBUQ	Bom	3					
533,080	E	CBUQ																		1	1	0	0	0	CBUQ	Bom	3					
533,100	D	CBUQ		X																1	1	10	0	0	CBUQ	Bom	3					
533,120	E	CBUQ																		1	1	0	0	0	CBUQ	Bom	3					
533,140	D	CBUQ																		1	1	0	0	0	CBUQ	Bom	3					
533,160	E	CBUQ		X																1	1	10	0	0	CBUQ	Bom	3					
533,180	D	CBUQ																		1	1	0	0	0	CBUQ	Bom	3					
533,200	E	CBUQ																		0	1	0	0	0	CBUQ	Bom	3					
533,220	D	CBUQ																		0	1	0	0	0	CBUQ	Bom	3					
533,240	E	CBUQ		X																1	1	10	0	0	CBUQ	Bom	3					
533,260	D	CBUQ		X																1	1	10	0	0	CBUQ	Bom	3					
533,280	E	CBUQ																		1	1	0	0	0	CBUQ	Bom	3					
533,300	D	CBUQ																		1	1	0	0	0	CBUQ	Bom	3					
533,320	E	CBUQ																		1	1	0	0	0	CBUQ	Bom	3					
533,340	D	CBUQ																		1	1	0	0	0	CBUQ	Bom	3					
533,360	E	CBUQ		X																0	1	10	0	0	CBUQ	Bom	3					
533,380	D	CBUQ		X																1	1	10	0	0	CBUQ	Bom	3					
533,400	E	CBUQ																		1	1	0	0	0	CBUQ	Bom	3					
533,420	D	CBUQ																		1	1	0	0	0	CBUQ	Bom	3					
533,440	E	CBUQ																		0	1	0	0	0	CBUQ	Bom	3					
533,460	D	CBUQ																		0	1	0	0	0	CBUQ	Bom	3					
533,480	E	CBUQ																		1	1	0	0	0	CBUQ	Bom	3					

INVENTÁRIO DO ESTADO DA SUPERFÍCIE DO PAVIMENTO																										DNIT-PRO 06			
RODOVIA: BR-116 (MG)																		SEGMENTO: 0,000 ao 817,000								DATA: 03/2007			
TRECHO: Div. BA/MG - Div. MG/RJ																		AVALIADOR: Gerson								PISTA: Simples		FOLHA:	
km	Faixa	Pista Tipo Rev.	OK	FC-1			FC-2		FC-3		AF	O	P	EX	D	R	ALC	ATC	DG	Flecha		% de Área			ACOSTAMENTO				
				FI	TTC	TLC	J	TB	JE	E										TRI	TRE	FC-1	FC-2	FC-3	Tipo	Estado	Deg cm	OBS.	
				(1)	(1)	(1)	(2)	(2)	(3)	(3)																			
533,500	D	CBUQ																		1	1	0	0	0	CBUQ	Bom	3		
533,520	E	CBUQ		X																0	1	10	0	0	CBUQ	Bom	3		
533,540	D	CBUQ		X																1	1	10	0	0	CBUQ	Bom	3		
533,560	E	CBUQ																		1	1	0	0	0	CBUQ	Bom	3		
533,580	D	CBUQ																		1	1	0	0	0	CBUQ	Bom	3		
533,600	E	CBUQ		X																1	0	10	0	0	CBUQ	Bom	3		
533,620	D	CBUQ																		1	1	0	0	0	CBUQ	Bom	3		
533,640	E	CBUQ																		1	1	0	0	0	CBUQ	Bom	3		
533,660	D	CBUQ		X																1	1	10	0	0	CBUQ	Bom	3		
533,680	E	CBUQ																		1	1	0	0	0	CBUQ	Bom	3		
533,700	D	CBUQ																		1	0	0	0	0	CBUQ	Bom	3		
533,720	E	CBUQ																		1	1	0	0	0	CBUQ	Bom	3		
533,740	D	CBUQ																		1	1	0	0	0	CBUQ	Bom	3		
533,760	E	CBUQ																		1	1	0	0	0	CBUQ	Bom	3		
533,780	D	CBUQ																		1	1	0	0	0	CBUQ	Bom	3		
533,800	E	CBUQ																		1	1	0	0	0	CBUQ	Bom	3		
533,820	D	CBUQ		X																0	1	10	0	0	CBUQ	Bom	3		
533,840	E	CBUQ																		1	1	0	0	0	CBUQ	Bom	3		
533,860	D	CBUQ																		1	1	0	0	0	CBUQ	Bom	3		
533,880	E	CBUQ		X																1	1	10	0	0	CBUQ	Bom	3		
533,900	D	CBUQ																		1	1	0	0	0	CBUQ	Bom	3		
533,920	E	CBUQ																		1	1	0	0	0	CBUQ	Bom	3		
533,940	D	CBUQ																		0	1	0	0	0	CBUQ	Bom	3		
533,960	E	CBUQ																		0	1	0	0	0	CBUQ	Bom	3		
533,980	D	CBUQ																		0	1	0	0	0	CBUQ	Bom	3		
534,000	E	CBUQ																		1	1	0	0	0	CBUQ	Bom	3		
534,020	D	CBUQ																		1	1	0	0	0	CBUQ	Bom	3		
534,040	E	CBUQ																		1	1	0	0	0	CBUQ	Bom	3		
534,060	D	CBUQ																		1	1	0	0	0	CBUQ	Bom	3		
534,080	E	CBUQ																		1	1	0	0	0	CBUQ	Bom	3		
534,100	D	CBUQ																		1	1	0	0	0	CBUQ	Bom	3		
534,120	E	CBUQ																		1	1	0	0	0	CBUQ	Bom	3		
534,140	D	CBUQ																		1	0	0	0	0	CBUQ	Bom	3		

INVENTÁRIO DO ESTADO DA SUPERFÍCIE DO PAVIMENTO																											DNIT-PRO 06	
RODOVIA: BR-116 (MG)																		SEGMENTO: 0,000 ao 817,000							DATA: 03/2007			
TRECHO: Div. BA/MG - Div. MG/RJ																		AVALIADOR: Gerson							PISTA: Simples		FOLHA:	
km	Faixa	Pista Tipo Rev.	OK	FC-1			FC-2		FC-3		AF	O	P	EX	D	R	ALC	ATC	DG	Flecha		% de Área			ACOSTAMENTO			
				FI	TTC	TLC	J	TB	JE	E										TRI	TRE	FC-1	FC-2	FC-3	Tipo	Estado	Deg cm	OBS.
				(1)	(1)	(1)	(2)	(2)	(3)	(3)																		
534,160	E	CBUQ																		1	0	0	0	0	CBUQ	Bom	3	
534,180	D	CBUQ																		1	0	0	0	0	CBUQ	Bom	3	
534,200	E	CBUQ																		1	1	0	0	0	CBUQ	Bom	3	
534,220	D	CBUQ																		1	1	0	0	0	CBUQ	Bom	3	
534,240	E	CBUQ																		1	1	0	0	0	CBUQ	Bom	3	
534,260	D	CBUQ																		0	1	0	0	0	CBUQ	Bom	3	
534,280	E	CBUQ		X																1	1	10	0	0	CBUQ	Bom	3	
534,300	D	CBUQ																		1	1	0	0	0	CBUQ	Bom	3	
534,320	E	CBUQ		X																0	1	10	0	0	CBUQ	Bom	3	
534,340	D	CBUQ																		1	1	0	0	0	CBUQ	Bom	3	
534,360	E	CBUQ																		1	1	0	0	0	CBUQ	Bom	3	
534,380	D	CBUQ																		1	1	0	0	0	CBUQ	Bom	3	
534,400	E	CBUQ																		1	1	0	0	0	CBUQ	Bom	3	
534,420	D	CBUQ																		1	1	0	0	0	CBUQ	Bom	3	
534,440	E	CBUQ																		1	1	0	0	0	CBUQ	Bom	3	
534,460	D	CBUQ																		1	1	0	0	0	CBUQ	Bom	3	
534,480	E	CBUQ																		1	1	0	0	0	CBUQ	Bom	3	
534,500	D	CBUQ																		1	1	0	0	0	CBUQ	Bom	3	
534,520	E	CBUQ																		0	1	0	0	0	CBUQ	Bom	3	
534,540	D	CBUQ																		1	1	0	0	0	CBUQ	Bom	3	
534,560	E	CBUQ																		1	0	0	0	0	CBUQ	Bom	3	
534,580	D	CBUQ																		1	1	0	0	0	CBUQ	Bom	3	
534,600	E	CBUQ																		0	1	0	0	0	CBUQ	Bom	3	
534,620	D	CBUQ																		1	1	0	0	0	CBUQ	Bom	3	
534,640	E	CBUQ		X																1	1	10	0	0	CBUQ	Bom	3	
534,660	D	CBUQ																		1	1	0	0	0	CBUQ	Bom	3	
534,680	E	CBUQ																		1	1	0	0	0	CBUQ	Bom	3	
534,700	D	CBUQ																		1	0	0	0	0	CBUQ	Bom	3	
534,720	E	CBUQ		X																1	1	10	0	0	CBUQ	Bom	3	
534,740	D	CBUQ																		1	1	0	0	0	CBUQ	Bom	3	
534,760	E	CBUQ																		1	1	0	0	0	CBUQ	Bom	3	
534,780	D	CBUQ																		1	1	0	0	0	CBUQ	Bom	3	
534,800	E	CBUQ		X																0	1	10	0	0	CBUQ	Bom	3	

INVENTÁRIO DO ESTADO DA SUPERFÍCIE DO PAVIMENTO																										DNIT-PRO 06					
RODOVIA: BR-116 (MG)													SEGMENTO: 0,000 ao 817,000													DATA: 03/2007					
TRECHO: Div. BA/MG - Div. MG/RJ													AVALIADOR: Gerson													PISTA: Simples			FOLHA:		
km	Faixa	Pista Tipo Rev.	OK	FC-1			FC-2		FC-3		AF	O	P	EX	D	R	ALC	ATC	DG	Flecha		% de Área			ACOSTAMENTO						
				FI	TTC	TLC	J	TB	JE	E										TRI	TRE	FC-1	FC-2	FC-3	Tipo	Estado	Deg cm	OBS.			
				(1)	(1)	(1)	(2)	(2)	(3)	(3)																					
534,820	D	CBUQ		X																1	1	10	0	0	CBUQ	Bom	3				
534,840	E	CBUQ																		1	0	0	0	0	CBUQ	Bom	3				
534,860	D	CBUQ																		1	0	0	0	0	CBUQ	Bom	3				
534,880	E	CBUQ																		1	1	0	0	0	CBUQ	Bom	3				
534,900	D	CBUQ																		1	1	0	0	0	CBUQ	Bom	3				
534,920	E	CBUQ																		1	1	0	0	0	CBUQ	Bom	3				
534,940	D	CBUQ																		1	1	0	0	0	CBUQ	Bom	3				
534,960	E	CBUQ																		1	1	0	0	0	CBUQ	Bom	3				
534,980	D	CBUQ																		0	1	0	0	0	CBUQ	Bom	3				
535,000	E	CBUQ																		0	1	0	0	0	CBUQ	Bom	3				
535,020	D	CBUQ																		1	1	0	0	0	CBUQ	Bom	3				
535,040	E	CBUQ																		1	1	0	0	0	CBUQ	Bom	3				
535,060	D	CBUQ																		1	1	0	0	0	CBUQ	Bom	3				
535,080	E	CBUQ																		1	1	0	0	0	CBUQ	Bom	3				
535,100	D	CBUQ		X																1	0	10	0	0	CBUQ	Bom	3				
535,120	E	CBUQ																		0	1	0	0	0	CBUQ	Bom	3				
535,140	D	CBUQ																		1	1	0	0	0	CBUQ	Bom	3				
535,160	E	CBUQ																		1	1	0	0	0	CBUQ	Bom	3				
535,180	D	CBUQ		X																1	1	10	0	0	CBUQ	Bom	3				
535,200	E	CBUQ		X																1	1	10	0	0	CBUQ	Bom	3				
535,220	D	CBUQ																		1	1	0	0	0	CBUQ	Bom	3				
535,240	E	CBUQ																		1	1	0	0	0	CBUQ	Bom	3				
535,260	D	CBUQ																		1	1	0	0	0	CBUQ	Bom	3				
535,280	E	CBUQ		X																1	1	10	0	0	CBUQ	Bom	3				
535,300	D	CBUQ																		1	1	0	0	0	CBUQ	Bom	3				
535,320	E	CBUQ																		1	1	0	0	0	CBUQ	Bom	3				
535,340	D	CBUQ																		1	1	0	0	0	CBUQ	Bom	3				
535,360	E	CBUQ																		1	1	0	0	0	CBUQ	Bom	3				
535,380	D	CBUQ																		1	1	0	0	0	CBUQ	Bom	3				
535,400	E	CBUQ																		1	1	0	0	0	CBUQ	Bom	3				
535,420	D	CBUQ																		1	1	0	0	0	CBUQ	Bom	3				
535,440	E	CBUQ																		1	0	0	0	0	CBUQ	Bom	3				
535,460	D	CBUQ																		0	1	0	0	0	CBUQ	Bom	3				

INVENTÁRIO DO ESTADO DA SUPERFÍCIE DO PAVIMENTO																												DNIT-PRO 06			
RODOVIA: BR-116 (MG)																	SEGMENTO: 0,000 ao 817,000											DATA: 03/2007			
TRECHO: Div. BA/MG - Div. MG/RJ																	AVALIADOR: Gerson											PISTA: Simples		FOLHA:	
km	Faixa	Pista Tipo Rev.	OK	FC-1			FC-2		FC-3		AF	O	P	EX	D	R	ALC	ATC	DG	Flecha		% de Área			ACOSTAMENTO						
				FI	TTC	TLC	J	TB	JE	E										TRI	TRE	FC-1	FC-2	FC-3	Tipo	Estado	Deg cm	OBS.			
				(1)	(1)	(1)	(2)	(2)	(3)	(3)										(4)	(5)	(5)	(6)	(7)	(8)						
535,480	E	CBUQ																		1	1	0	0	0	CBUQ	Bom	3				
535,500	D	CBUQ		X																1	1	10	0	0	CBUQ	Bom	3				
535,520	E	CBUQ																		1	1	0	0	0	CBUQ	Bom	3				
535,540	D	CBUQ																		1	1	0	0	0	CBUQ	Bom	3				
535,560	E	CBUQ																		1	0	0	0	0	CBUQ	Bom	3				
535,580	D	CBUQ		X																1	1	10	0	0	CBUQ	Bom	3				
535,600	E	CBUQ																		1	1	0	0	0	CBUQ	Bom	3				
535,620	D	CBUQ																		1	1	0	0	0	CBUQ	Bom	3				
535,640	E	CBUQ																		0	1	0	0	0	CBUQ	Bom	3				
535,660	D	CBUQ																		1	1	0	0	0	CBUQ	Bom	3				
535,680	E	CBUQ																		1	1	0	0	0	CBUQ	Bom	3				
535,700	D	CBUQ		X																1	1	10	0	0	CBUQ	Bom	3				
535,720	E	CBUQ		X																1	1	10	0	0	CBUQ	Bom	3				
535,740	D	CBUQ																		1	1	0	0	0	CBUQ	Bom	3				
535,760	E	CBUQ																		1	1	0	0	0	CBUQ	Bom	3				
535,780	D	CBUQ																		1	1	0	0	0	CBUQ	Bom	3				
535,800	E	CBUQ																		1	1	0	0	0	CBUQ	Bom	3				
535,820	D	CBUQ																		1	1	0	0	0	CBUQ	Bom	3				
535,840	E	CBUQ		X																1	1	10	0	0	CBUQ	Bom	3				
535,860	D	CBUQ																		1	1	0	0	0	CBUQ	Bom	3				
535,880	E	CBUQ																		1	1	0	0	0	CBUQ	Bom	3				
535,900	D	CBUQ																		1	1	0	0	0	CBUQ	Bom	3				
535,920	E	CBUQ																		1	1	0	0	0	CBUQ	Bom	3				
535,940	D	CBUQ																		1	1	0	0	0	CBUQ	Bom	3				
535,960	E	CBUQ		X																1	1	10	0	0	CBUQ	Bom	3				
535,980	D	CBUQ																		0	1	0	0	0	CBUQ	Bom	3				
536,000	E	CBUQ																		1	1	0	0	0	CBUQ	Bom	3				
536,020	D	CBUQ		X																1	0	10	0	0	CBUQ	Bom	3				
536,040	E	CBUQ																		1	1	0	0	0	CBUQ	Bom	3				
536,060	D	CBUQ																		1	0	0	0	0	CBUQ	Bom	3				
536,080	E	CBUQ																		1	1	0	0	0	CBUQ	Bom	3				
536,100	D	CBUQ																		1	1	0	0	0	CBUQ	Bom	3				
536,120	E	CBUQ																		1	1	0	0	0	CBUQ	Bom	3				

INVENTÁRIO DO ESTADO DA SUPERFÍCIE DO PAVIMENTO																											DNIT-PRO 06					
RODOVIA: BR-116 (MG)																		SEGMENTO: 0,000 ao 817,000									DATA: 03/2007					
TRECHO: Div. BA/MG - Div. MG/RJ																		AVALIADOR: Gerson									PISTA: Simples			FOLHA:		
km	Faixa	Pista Tipo Rev.	OK	FC-1			FC-2		FC-3		AF	O	P	EX	D	R	ALC	ATC	DG	Flecha		% de Área			ACOSTAMENTO							
				FI	TTC	TLC	J	TB	JE	E										TRI	TRE	FC-1	FC-2	FC-3	Tipo	Estado	Deg	OBS.				
				(1)	(1)	(1)	(2)	(2)	(3)	(3)										(4)	(5)	(5)	(6)	(7)	(8)					cm		
536,140	D	CBUQ																		1	1	0	0	0	CBUQ	Bom	3					
536,160	E	CBUQ		X																1	1	10	0	0	CBUQ	Bom	3					
536,180	D	CBUQ																		0	1	0	0	0	CBUQ	Bom	3					
536,200	E	CBUQ																		1	1	0	0	0	CBUQ	Bom	3					
536,220	D	CBUQ																		1	1	0	0	0	CBUQ	Bom	3					
536,240	E	CBUQ																		1	1	0	0	0	CBUQ	Bom	3					
536,260	D	CBUQ		X																0	1	10	0	0	CBUQ	Bom	3					
536,280	E	CBUQ		X																1	1	10	0	0	CBUQ	Bom	3					
536,300	D	CBUQ		X																1	0	10	0	0	CBUQ	Bom	3					
536,320	E	CBUQ																		1	1	0	0	0	CBUQ	Bom	3					
536,340	D	CBUQ																		1	1	0	0	0	CBUQ	Bom	3					
536,360	E	CBUQ																		1	1	0	0	0	CBUQ	Bom	3					
536,380	D	CBUQ																		1	1	0	0	0	CBUQ	Bom	3					
536,400	E	CBUQ																		0	1	0	0	0	CBUQ	Bom	3					
536,420	D	CBUQ																		1	1	0	0	0	CBUQ	Bom	3					
536,440	E	CBUQ																		1	1	0	0	0	CBUQ	Bom	3					
536,460	D	CBUQ																		0	1	0	0	0	CBUQ	Bom	3					
536,480	E	CBUQ																		1	1	0	0	0	CBUQ	Bom	3					
536,500	D	CBUQ																		1	1	0	0	0	CBUQ	Bom	3					
536,520	E	CBUQ																		1	1	0	0	0	CBUQ	Bom	3					
536,540	D	CBUQ																		1	1	0	0	0	CBUQ	Bom	3					
536,560	E	CBUQ																		0	1	0	0	0	CBUQ	Bom	3					
536,580	D	CBUQ																		1	1	0	0	0	CBUQ	Bom	3					
536,600	E	CBUQ																		1	1	0	0	0	CBUQ	Bom	3					
536,620	D	CBUQ																		1	0	0	0	0	CBUQ	Bom	3					
536,640	E	CBUQ																		1	1	0	0	0	CBUQ	Bom	3					
536,660	D	CBUQ																		1	1	0	0	0	CBUQ	Bom	3					
536,680	E	CBUQ																		1	1	0	0	0	CBUQ	Bom	3					
536,700	D	CBUQ		X																1	1	10	0	0	CBUQ	Bom	3					
536,720	E	CBUQ		X																1	1	10	0	0	CBUQ	Bom	3					
536,740	D	CBUQ																		0	1	0	0	0	CBUQ	Bom	3					
536,760	E	CBUQ																		0	1	0	0	0	CBUQ	Bom	3					
536,780	D	CBUQ																		1	1	0	0	0	CBUQ	Bom	3					

INVENTÁRIO DO ESTADO DA SUPERFÍCIE DO PAVIMENTO																											DNIT-PRO 06					
RODOVIA: BR-116 (MG)																		SEGMENTO: 0,000 ao 817,000									DATA: 03/2007					
TRECHO: Div. BA/MG - Div. MG/RJ																		AVALIADOR: Gerson									PISTA: Simples			FOLHA:		
km	Faixa	Pista Tipo Rev.	OK	FC-1			FC-2		FC-3		AF	O	P	EX	D	R	ALC	ATC	DG	Flecha		% de Área			ACOSTAMENTO							
				FI	TTC	TLC	J	TB	JE	E										TRI	TRE	FC-1	FC-2	FC-3	Tipo	Estado	Deg	OBS.				
				(1)	(1)	(1)	(2)	(2)	(3)	(3)										(4)	(5)	(5)	(6)	(7)	(8)	cm						
536,800	E	CBUQ																		1	1	0	0	0	CBUQ	Bom	3					
536,820	D	CBUQ																		1	1	0	0	0	CBUQ	Bom	3					
536,840	E	CBUQ																		1	1	0	0	0	CBUQ	Bom	3					
536,860	D	CBUQ																		0	1	0	0	0	CBUQ	Bom	3					
536,880	E	CBUQ																		1	1	0	0	0	CBUQ	Bom	3					
536,900	D	CBUQ																		1	1	0	0	0	CBUQ	Bom	3					
536,920	E	CBUQ																		1	0	0	0	0	CBUQ	Bom	3					
536,940	D	CBUQ																		1	1	0	0	0	CBUQ	Bom	3					
536,960	E	CBUQ																		0	1	0	0	0	CBUQ	Bom	3					
536,980	D	CBUQ																		1	1	0	0	0	CBUQ	Bom	3					
537,000	E	CBUQ																		1	1	0	0	0	CBUQ	Bom	3					
537,020	D	CBUQ		X																1	1	10	0	0	CBUQ	Bom	3					
537,040	E	CBUQ																		1	1	0	0	0	CBUQ	Bom	3					
537,060	D	CBUQ																		0	1	0	0	0	CBUQ	Bom	3					
537,080	E	CBUQ																		1	1	0	0	0	CBUQ	Bom	3					
537,100	D	CBUQ																		1	1	0	0	0	CBUQ	Bom	3					
537,120	E	CBUQ																		0	1	0	0	0	CBUQ	Bom	3					
537,140	D	CBUQ																		0	1	0	0	0	CBUQ	Bom	3					
537,160	E	CBUQ																		1	1	0	0	0	CBUQ	Bom	3					
537,180	D	CBUQ		X																1	1	10	0	0	CBUQ	Bom	3					
537,200	E	CBUQ		X																1	1	10	0	0	CBUQ	Bom	3					
537,220	D	CBUQ																		1	0	0	0	0	CBUQ	Bom	3					
537,240	E	CBUQ																		1	0	0	0	0	CBUQ	Bom	3					
537,260	D	CBUQ																		1	1	0	0	0	CBUQ	Bom	3					
537,280	E	CBUQ																		1	1	0	0	0	CBUQ	Bom	3					
537,300	D	CBUQ																		1	1	0	0	0	CBUQ	Bom	3					
537,320	E	CBUQ																		1	1	0	0	0	CBUQ	Bom	3					
537,340	D	CBUQ																		0	1	0	0	0	CBUQ	Bom	3					
537,360	E	CBUQ																		0	1	0	0	0	CBUQ	Bom	3					
537,380	D	CBUQ																		1	1	0	0	0	CBUQ	Bom	3					
537,400	E	CBUQ																		1	1	0	0	0	CBUQ	Bom	3					
537,420	D	CBUQ																		1	1	0	0	0	CBUQ	Bom	3					
537,440	E	CBUQ																		1	1	0	0	0	CBUQ	Bom	3					

INVENTÁRIO DO ESTADO DA SUPERFÍCIE DO PAVIMENTO																											DNIT-PRO 06					
RODOVIA: BR-116 (MG)																		SEGMENTO: 0,000 ao 817,000									DATA: 03/2007					
TRECHO: Div. BA/MG - Div. MG/RJ																		AVALIADOR: Gerson									PISTA: Simples			FOLHA:		
km	Faixa	Pista Tipo Rev.	OK	FC-1			FC-2		FC-3		AF	O	P	EX	D	R	ALC	ATC	DG	Flecha		% de Área			ACOSTAMENTO							
				FI	TTC	TLC	J	TB	JE	E										TRI	TRE	FC-1	FC-2	FC-3	Tipo	Estado	Deg cm	OBS.				
				(1)	(1)	(1)	(2)	(2)	(3)	(3)																			(4)	(5)	(5)	(6)
537,460	D	CBUQ																		1	1	0	0	0	CBUQ	Bom	3					
537,480	E	CBUQ																		0	1	0	0	0	CBUQ	Bom	3					
537,500	D	CBUQ																		1	1	0	0	0	CBUQ	Bom	3					
537,520	E	CBUQ		X																1	1	10	0	0	CBUQ	Bom	3					
537,540	D	CBUQ																		1	1	0	0	0	CBUQ	Bom	3					
537,560	E	CBUQ																		0	1	0	0	0	CBUQ	Bom	3					
537,580	D	CBUQ																		1	1	0	0	0	CBUQ	Bom	3					
537,600	E	CBUQ		X																0	1	10	0	0	CBUQ	Bom	3					
537,620	D	CBUQ		X	X															1	1	10	0	0	CBUQ	Bom	0					
537,640	E	CBUQ		X											X					1	1	10	0	0	CBUQ	Bom	0					
537,660	D	CBUQ		X																0	1	10	0	0	CBUQ	Bom	0					
537,680	E	CBUQ		X																1	1	10	0	0	CBUQ	Bom	0					
537,700	D	CBUQ		X																1	2	10	0	0	CBUQ	Bom	0					
537,720	E	CBUQ																		1	1	0	0	0	CBUQ	Bom	0					
537,740	D	CBUQ		X												X				1	2	0	0	0	CBUQ	Bom	0					
537,760	E	CBUQ		X																1	1	10	0	0	CBUQ	Bom	0					
537,780	D	CBUQ		X																1	1	10	0	0	CBUQ	Bom	0					
537,800	E	CBUQ																		1	1	0	0	0	CBUQ	Bom	0					
537,820	D	CBUQ																		1	1	0	0	0	CBUQ	Bom	0					
537,840	E	CBUQ		X																1	1	10	0	0	CBUQ	Bom	0					
537,860	D	CBUQ																		1	1	0	0	0	CBUQ	Bom	0					
537,880	E	CBUQ		X																1	1	10	0	0	CBUQ	Bom	0					
537,900	D	CBUQ		X																1	1	10	0	0	CBUQ	Bom	0					
537,920	E	CBUQ		X																1	1	10	0	0	CBUQ	Bom	0					
537,940	D	CBUQ		X												X				1	1	10	0	0	CBUQ	Bom	0					
537,960	E	CBUQ		X		X														1	1	20	0	0	CBUQ	Bom	0					
537,980	D	CBUQ		X	X	X										X				1	1	10	0	0	CBUQ	Bom	0					
538,000	E	CBUQ		X																1	2	40	0	0	CBUQ	Bom	0					
538,020	D	CBUQ		X																1	1	30	0	0	CBUQ	Bom	0					
538,040	E	CBUQ		X																1	1	20	0	0	CBUQ	Bom	0					
538,060	D	CBUQ		X																1	1	10	0	0	CBUQ	Bom	0					
538,080	E	CBUQ		X																1	2	10	0	0	CBUQ	Bom	0					
538,100	D	CBUQ		X																1	1	10	0	0	CBUQ	Bom	0					

INVENTÁRIO DO ESTADO DA SUPERFÍCIE DO PAVIMENTO																											DNIT-PRO 06					
RODOVIA: BR-116 (MG)																		SEGMENTO: 0,000 ao 817,000									DATA: 03/2007					
TRECHO: Div. BA/MG - Div. MG/RJ																		AVALIADOR: Gerson									PISTA: Simples			FOLHA:		
km	Faixa	Pista Tipo Rev.	OK	FC-1			FC-2		FC-3		AF	O	P	EX	D	R	ALC	ATC	DG	Flecha		% de Área			ACOSTAMENTO							
				FI	TTC	TLC	J	TB	JE	E										TRI	TRE	FC-1	FC-2	FC-3	Tipo	Estado	Deg	OBS.				
				(1)	(1)	(1)	(2)	(2)	(3)	(3)										(4)	(5)	(5)	(6)	(7)	(8)					cm		
538,120	E	CBUQ		X																1	2	10	0	0	CBUQ	Bom	0					
538,140	D	CBUQ		X	X	X														1	2	20	0	0	CBUQ	Bom	0					
538,160	E	CBUQ		X																1	1	10	0	0	CBUQ	Bom	0					
538,180	D	CBUQ		X																1	1	10	0	0	CBUQ	Bom	0					
538,200	E	CBUQ		X																1	1	10	0	0	CBUQ	Bom	0					
538,220	D	CBUQ		X											X					1	2	40	0	0	CBUQ	Bom	0					
538,240	E	CBUQ		X																1	1	10	0	0	CBUQ	Bom	0					
538,260	D	CBUQ		X																0	1	10	0	0	CBUQ	Bom	0					
538,280	E	CBUQ		X																1	1	10	0	0	CBUQ	Bom	0					
538,300	D	CBUQ		X																1	1	10	0	0	CBUQ	Bom	0					
538,320	E	CBUQ		X											X					1	2	10	0	0	CBUQ	Bom	0					
538,340	D	CBUQ		X	X	X							X		X					1	2	60	0	0	CBUQ	Bom	0					
538,360	E	CBUQ		X	X	X								X	X					1	1	40	0	0	CBUQ	Bom	0					
538,380	D	CBUQ		X	X	X									X					1	2	40	0	0	CBUQ	Bom	0					
538,400	E	CBUQ		X		X														1	1	20	0	0	CBUQ	Bom	0					
538,420	D	CBUQ		X																1	2	20	0	0	CBUQ	Bom	0					
538,440	E	CBUQ		X	X	X														1	2	50	0	0	CBUQ	Bom	0					
538,460	D	CBUQ		X																1	1	10	0	0	CBUQ	Bom	0					
538,480	E	CBUQ		X	X	X									X					1	2	40	0	0	CBUQ	Bom	0					
538,500	D	CBUQ		X																1	1	10	0	0	CBUQ	Bom	0					
538,520	E	CBUQ		X	X										X					1	0	10	0	0	CBUQ	Bom	0					
538,540	D	CBUQ		X																1	1	10	0	0	CBUQ	Bom	0					
538,560	E	CBUQ		X																0	1	10	0	0	CBUQ	Bom	0					
538,580	D	CBUQ		X																1	1	10	0	0	CBUQ	Bom	0					
538,600	E	CBUQ		X																0	1	10	0	0	CBUQ	Bom	0					
538,620	D	CBUQ		X																1	1	10	0	0	CBUQ	Bom	0					
538,640	E	CBUQ		X																1	1	10	0	0	CBUQ	Bom	0					
538,660	D	CBUQ		X																1	2	30	0	0	CBUQ	Bom	0					
538,680	E	CBUQ																		1	1	0	0	0	CBUQ	Bom	0					
538,700	D	CBUQ		X																1	1	10	0	0	CBUQ	Bom	0					
538,720	E	CBUQ																		1	1	0	0	0	CBUQ	Bom	0					
538,740	D	CBUQ																		1	1	0	0	0	CBUQ	Bom	0					
538,760	E	CBUQ																		1	1	0	0	0	CBUQ	Bom	0					

INVENTÁRIO DO ESTADO DA SUPERFÍCIE DO PAVIMENTO																												DNIT-PRO 06	
RODOVIA: BR-116 (MG)												SEGMENTO: 0,000 ao 817,000														DATA: 03/2007			
TRECHO: Div. BA/MG - Div. MG/RJ												AVALIADOR: Gerson										PISTA: Simples						FOLHA:	
km	Faixa	Pista Tipo Rev.	OK	FC-1			FC-2		FC-3		AF	O	P	EX	D	R	ALC	ATC	DG	Flecha		% de Área			ACOSTAMENTO				
				FI	TTC	TLC	J	TB	JE	E										TRI	TRE	FC-1	FC-2	FC-3	Tipo	Estado	Deg cm	OBS.	
				(1)	(1)	(1)	(2)	(2)	(3)	(3)										(4)	(5)	(5)	(6)	(7)					(8)
538,780	D	CBUQ		X																1	1	10	0	0	CBUQ	Bom	0		
538,800	E	CBUQ		X																1	2	10	0	0	CBUQ	Bom	0		
538,820	D	CBUQ		X																1	1	10	0	0	CBUQ	Bom	0		
538,840	E	CBUQ		X											X					1	1	20	0	0	CBUQ	Bom	0		
538,860	D	CBUQ		X																1	2	10	0	0	CBUQ	Bom	0		
538,880	E	CBUQ		X																1	1	20	0	0	CBUQ	Bom	0		
538,900	D	CBUQ		X																1	1	10	0	0	CBUQ	Bom	0		
538,920	E	CBUQ		X			X													1	2	10	10	0	CBUQ	Bom	0		
538,940	D	CBUQ		X																1	2	10	0	0	CBUQ	Bom	0		
538,960	E	CBUQ		X																1	2	40	0	0	CBUQ	Bom	0		
538,980	D	CBUQ																		2	2	0	0	0	CBUQ	Bom	0		
539,000	E	CBUQ		X																1	1	60	0	0	CBUQ	Bom	0		
539,020	D	CBUQ		X																1	2	10	0	0	CBUQ	Bom	0	P.U 51,000 ao 53,200	
539,040	E	CBUQ		X			X			X					X					1	3	20	20	10	CBUQ	Bom	0	(Sta. Rita de Minas)	
539,060	D	CBUQ		X																1	2	10	0	0	CBUQ	Bom	0		
539,080	E	CBUQ		X		X														1	1	20	0	0	CBUQ	Bom	0		
539,100	D	CBUQ		X																1	1	10	0	0	CBUQ	Bom	0		
539,120	E	CBUQ																		1	1	0	0	0	CBUQ	Bom	0		
539,140	D	CBUQ																		1	2	0	0	0	CBUQ	Bom	0		
539,160	E	CBUQ		X											X					2	2	20	0	0	CBUQ	Bom	0		
539,180	D	CBUQ		X																1	1	10	0	0	CBUQ	Bom	0		
539,200	E	CBUQ												X						1	2	0	0	0	CBUQ	Bom	0		
539,220	D	CBUQ		X																2	2	10	0	0	CBUQ	Bom	0		
539,240	E	CBUQ		X																1	1	10	0	0	CBUQ	Bom	0		
539,260	D	CBUQ		X																1	1	10	0	0	CBUQ	Bom	0		
539,280	E	CBUQ																		1	1	0	0	0	CBUQ	Bom	0		
539,300	D	CBUQ																		1	1	0	0	0	CBUQ	Bom	0		
539,320	E	CBUQ																		1	2	0	0	0	CBUQ	Bom	0		
539,340	D	CBUQ		X										X						1	1	10	0	0	CBUQ	Bom	0		
539,360	E	CBUQ																		1	2	0	0	0	CBUQ	Bom	0		
539,380	D	CBUQ		X		X														1	1	10	0	0	CBUQ	Bom	0		
539,400	E	CBUQ		X																1	2	10	0	0	CBUQ	Bom	0		
539,420	D	CBUQ		X																1	2	20	0	0	CBUQ	Bom	0		

INVENTÁRIO DO ESTADO DA SUPERFÍCIE DO PAVIMENTO																											DNIT-PRO 06							
RODOVIA: BR-116 (MG)																		SEGMENTO: 0,000 ao 817,000									DATA: 03/2007							
TRECHO: Div. BA/MG - Div. MG/RJ																		AVALIADOR: Gerson									PISTA: Simples				FOLHA:			
km	Faixa	Pista Tipo Rev.	OK	FC-1			FC-2		FC-3		AF	O	P	EX	D	R	ALC	ATC	DG	Flecha		% de Área			ACOSTAMENTO									
				FI	TTC	TLC	J	TB	JE	E										TRI	TRE	FC-1	FC-2	FC-3	Tipo	Estado	Deg	OBS.						
				(1)	(1)	(1)	(2)	(2)	(3)	(3)										(4)	(5)	(5)	(6)	(7)	(8)					cm				
539,440	E	CBUQ		X																1	1	10	0	0	CBUQ	Bom	0							
539,460	D	CBUQ		X																2	2	10	0	0	CBUQ	Bom	0							
539,480	E	CBUQ																		2	2	0	0	0	CBUQ	Bom	0							
539,500	D	CBUQ																		2	2	0	0	0	CBUQ	Bom	0							
539,520	E	CBUQ																		2	2	0	0	0	CBUQ	Bom	0							
539,540	D	CBUQ																		1	2	0	0	0	CBUQ	Bom	0							
539,560	E	CBUQ																		2	2	0	0	0	CBUQ	Bom	0							
539,580	D	CBUQ																		1	1	0	0	0	CBUQ	Bom	0							
539,600	E	CBUQ		X																1	2	20	0	0	CBUQ	Bom	0							
539,620	D	CBUQ		X																2	2	10	0	0	CBUQ	Bom	0							
539,640	E	CBUQ		X											X					1	2	10	0	0	CBUQ	Bom	0							
539,660	D	CBUQ																		2	2	0	0	0	CBUQ	Bom	0							
539,680	E	CBUQ		X											X					1	2	10	0	0	CBUQ	Bom	0							
539,700	D	CBUQ																		2	2	0	0	0	CBUQ	Bom	0							
539,720	E	CBUQ		X											X					1	1	20	0	0	CBUQ	Bom	0							
539,740	D	CBUQ																		2	1	0	0	0	CBUQ	Bom	0							
539,760	E	CBUQ		X																1	2	10	0	0	CBUQ	Bom	0							
539,780	D	CBUQ													X					2	2	0	0	0	CBUQ	Bom	0							
539,800	E	CBUQ		X											X					1	2	10	0	0	CBUQ	Bom	0							
539,820	D	CBUQ		X																2	2	10	0	0	CBUQ	Bom	0							
539,840	E	CBUQ		X																1	1	10	0	0	CBUQ	Bom	0							
539,860	D	CBUQ		X																2	2	10	0	0	CBUQ	Bom	0							
539,880	E	CBUQ													X					2	2	0	0	0	CBUQ	Bom	0							
539,900	D	CBUQ		X	X	X								X	X					3	3	80	0	0	CBUQ	Bom	0							
539,920	E	CBUQ													X					2	2	0	0	0	CBUQ	Bom	0							
539,940	D	CBUQ		X																2	2	70	0	0	CBUQ	Bom	0							
539,960	E	CBUQ													X					1	2	0	0	0	CBUQ	Bom	0							
539,980	D	CBUQ		X									X		X					1	2	60	0	0	CBUQ	Bom	0							
540,000	E	CBUQ		X											X					1	2	30	0	0	CBUQ	Bom	0							
540,020	D	CBUQ		X																1	2	30	0	0	CBUQ	Bom	0							
540,040	E	CBUQ		X											X					1	2	250	0	0	CBUQ	Bom	0							
540,060	D	CBUQ		X																2	2	10	0	0	CBUQ	Bom	0							
540,080	E	CBUQ													X					2	2	0	0	0	CBUQ	Bom	0							

INVENTÁRIO DO ESTADO DA SUPERFÍCIE DO PAVIMENTO																											DNIT-PRO 06												
RODOVIA: BR-116 (MG)																		SEGMENTO: 0,000 ao 817,000									DATA: 03/2007												
TRECHO: Div. BA/MG - Div. MG/RJ																		AVALIADOR: Gerson									PISTA: Simples									FOLHA:			
km	Faixa	Pista Tipo Rev.	OK	FC-1			FC-2		FC-3		AF	O	P	EX	D	R	ALC	ATC	DG	Flecha		% de Área			ACOSTAMENTO														
				FI	TTC	TLC	J	TB	JE	E										TRI	TRE	FC-1	FC-2	FC-3	Tipo	Estado	Deg	OBS.											
				(1)	(1)	(1)	(2)	(2)	(3)	(3)										(4)	(5)	(5)	(6)	(7)	(8)					cm									
540,100	D	CBUQ		X	X	X							X		X					2	2	70	0	0	CBUQ	Bom	0												
540,120	E	CBUQ													X					2	2	0	0	0	CBUQ	Bom	0												
540,140	D	CBUQ		X																1	2	20	0	0	CBUQ	Bom	0												
540,160	E	CBUQ													X					2	2	0	0	0	CBUQ	Bom	0												
540,180	D	CBUQ		X	X	X														3	3	80	0	0	CBUQ	Bom	0												
540,200	E	CBUQ							X						X					2	2	60	0	0	CBUQ	Bom	0												
540,220	D	CBUQ		X																2	2	10	0	0	CBUQ	Bom	0												
540,240	E	CBUQ		X	X										X					1	2	60	0	0	CBUQ	Bom	0												
540,260	D	CBUQ		X											X					1	2	20	0	0	CBUQ	Bom	0												
540,280	E	CBUQ		X					X						X					1	2	60	0	0	CBUQ	Bom	0												
540,300	D	CBUQ		X																2	2	70	0	0	CBUQ	Bom	0												
540,320	E	CBUQ		X					X						X					1	3	10	0	80	CBUQ	Bom	0												
540,340	D	CBUQ		X																2	2	70	0	0	CBUQ	Bom	0												
540,360	E	CBUQ							X						X					1	2	0	0	70	CBUQ	Bom	0												
540,380	D	CBUQ		X																2	2	80	0	0	CBUQ	Bom	0												
540,400	E	CBUQ		X											X					2	2	30	0	0	CBUQ	Bom	0												
540,420	D	CBUQ		X																2	2	80	0	0	CBUQ	Bom	0												
540,440	E	CBUQ		X					X						X					1	2	10	0	40	CBUQ	Bom	0												
540,460	D	CBUQ		X										X						1	1	80	0	0	CBUQ	Bom	0	km 52,578 ao											
540,480	E	CBUQ		X											X					1	2	20	0	0	CBUQ	Bom	0	km 52,592 ponte											
540,500	D	CBUQ		X									X							2	2	30	0	0	CBUQ	Bom	0												
540,520	E	CBUQ		X											X					2	2	30	0	0	CBUQ	Bom	0												
540,540	D	CBUQ		X									X							2	2	20	0	0	CBUQ	Bom	0												
540,560	E	CBUQ		X											X					2	2	10	0	0	CBUQ	Bom	0												
540,580	D	CBUQ		X											X					2	2	40	0	0	CBUQ	Bom	0												
540,600	E	CBUQ		X																2	2	60	0	0	CBUQ	Bom	0												
540,620	D	CBUQ		X			X								X					2	2	10	10	0	CBUQ	Bom	0												
540,640	E	CBUQ		X																2	2	60	0	0	CBUQ	Bom	0												
540,660	D	CBUQ		X			X													2	2	20	20	0	CBUQ	Bom	0												
540,680	E	CBUQ		X																1	2	10	0	0	CBUQ	Bom	0												
540,700	D	CBUQ		X																1	1	20	0	0	CBUQ	Bom	0												
540,720	E	CBUQ		X			X													2	2	20	20	0	CBUQ	Bom	0												
540,740	D	CBUQ		X	X		X													1	2	30	30	0	CBUQ	Bom	0												

INVENTÁRIO DO ESTADO DA SUPERFÍCIE DO PAVIMENTO																											DNIT-PRO 06							
RODOVIA: BR-116 (MG)																	SEGMENTO: 0,000 ao 817,000										DATA: 03/2007							
TRECHO: Div. BA/MG - Div. MG/RJ																	AVALIADOR: Gerson										PISTA: Simples				FOLHA:			
km	Faixa	Pista Tipo Rev.	OK	FC-1			FC-2		FC-3		AF	O	P	EX	D	R	ALC	ATC	DG	Flecha		% de Área			ACOSTAMENTO									
				FI	TTC	TLC	J	TB	JE	E										TRI	TRE	FC-1	FC-2	FC-3	Tipo	Estado	Deg cm	OBS.						
				(1)	(1)	(1)	(2)	(2)	(3)	(3)										(4)	(5)	(5)	(6)	(7)					(8)					
540,760	E	CBUQ		X			X									X				2	3	30	30	0	CBUQ	Bom	0							
540,780	D	CBUQ		X	X	X										X				1	2	40	0	0	CBUQ	Bom	0							
540,800	E	CBUQ		X	X		X													2	2	20	20	0	CBUQ	Bom	0							
540,820	D	CBUQ		X																2	2	10	0	0	CBUQ	Bom	0							
540,840	E	CBUQ					X									X				2	3	0	80	0	CBUQ	Bom	0							
540,860	D	CBUQ		X											X	X				2	2	60	0	0	CBUQ	Bom	0							
540,880	E	CBUQ		X			X									X				2	2	20	60	0	CBUQ	Bom	0							
540,900	D	CBUQ		X	X				X											1	0	20	20	0	CBUQ	Bom	0							
540,920	E	CBUQ		X																2	2	70	0	0	CBUQ	Bom	0							
540,940	D	CBUQ		X					X						X	X				3	3	40	0	40	CBUQ	Bom	0							
540,960	E	CBUQ		X			X													1	2	20	60	0	CBUQ	Bom	0							
540,980	D	CBUQ		X																1	1	60	0	0	CBUQ	Bom	0							
541,000	E	CBUQ		X			X													1	3	20	40	0	CBUQ	Bom	0							
541,020	D	CBUQ																		1	1	0	0	0	CBUQ	Bom	0							
541,040	E	CBUQ																		1	2	0	0	0	CBUQ	Bom	0							
541,060	D	CBUQ																		2	2	0	0	0	CBUQ	Bom	0							
541,080	E	CBUQ																		1	1	0	0	0	CBUQ	Bom	0							
541,100	D	CBUQ																		2	2	0	0	0	CBUQ	Bom	0							
541,120	E	CBUQ																		1	2	0	0	0	CBUQ	Bom	0							
541,140	D	CBUQ																		1	2	0	0	0	CBUQ	Bom	0							
541,160	E	CBUQ																		1	1	0	0	0	CBUQ	Bom	0							
541,180	D	CBUQ																		1	1	0	0	0	CBUQ	Bom	0							
541,200	E	CBUQ																		1	2	0	0	0	CBUQ	Bom	0							
541,220	D	CBUQ																		0	1	0	0	0	CBUQ	Bom	0							
541,240	E	CBUQ																		0	1	0	0	0	CBUQ	Bom	0							
541,260	D	CBUQ																		1	1	0	0	0	CBUQ	Bom	0							
541,280	E	CBUQ																		1	1	0	0	0	CBUQ	Bom	0							
541,300	D	CBUQ																		0	1	0	0	0	CBUQ	Bom	0							
541,320	E	CBUQ																		1	1	0	0	0	CBUQ	Bom	0							
541,340	D	CBUQ																		1	1	0	0	0	CBUQ	Bom	0							
541,360	E	CBUQ																		1	0	0	0	0	CBUQ	Bom	0							
541,380	D	CBUQ																		1	1	0	0	0	CBUQ	Bom	0							
541,400	E	CBUQ																		1	1	0	0	0	CBUQ	Bom	0							

INVENTÁRIO DO ESTADO DA SUPERFÍCIE DO PAVIMENTO																											DNIT-PRO 06					
RODOVIA: BR-116 (MG)																		SEGMENTO: 0,000 ao 817,000									DATA: 03/2007					
TRECHO: Div. BA/MG - Div. MG/RJ																		AVALIADOR: Gerson									PISTA: Simples			FOLHA:		
km	Faixa	Pista Tipo Rev.	OK	FC-1			FC-2		FC-3		AF	O	P	EX	D	R	ALC	ATC	DG	Flecha mm		% de Área			ACOSTAMENTO							
				FI	TTC	TLC	J	TB	JE	E										TRI	TRE	FC-1	FC-2	FC-3	Tipo	Estado	Deg cm	OBS.				
				(1)	(1)	(1)	(2)	(2)	(3)	(3)										(4)	(5)	(5)	(6)	(7)	(8)							
541,420	D	CBUQ																		1	1	0	0	0	CBUQ	Bom	0					
541,440	E	CBUQ																		1	1	0	0	0	CBUQ	Bom	0					
541,460	D	CBUQ																		1	1	0	0	0	CBUQ	Bom	0					
541,480	E	CBUQ																		2	1	0	0	0	CBUQ	Bom	0					
541,500	D	CBUQ																		1	1	0	0	0	CBUQ	Bom	0					
541,520	E	CBUQ																		0	1	0	0	0	CBUQ	Bom	0					
541,540	D	CBUQ																		1	1	0	0	0	CBUQ	Bom	0					
541,560	E	CBUQ																		1	1	0	0	0	CBUQ	Bom	0					
541,580	D	CBUQ																		1	1	0	0	0	CBUQ	Bom	0					
541,600	E	CBUQ																		1	0	0	0	0	CBUQ	Bom	0					
541,620	D	CBUQ																		1	1	0	0	0	CBUQ	Bom	0					
541,640	E	CBUQ																		1	1	0	0	0	CBUQ	Bom	0					
541,660	D	CBUQ																		1	2	0	0	0	CBUQ	Bom	0					
541,680	E	CBUQ																		0	1	0	0	0	CBUQ	Bom	0					
541,700	D	CBUQ																		1	1	0	0	0	CBUQ	Bom	0					
541,720	E	CBUQ																		1	1	0	0	0	CBUQ	Bom	0					
541,740	D	CBUQ																		1	1	0	0	0	CBUQ	Bom	0					
541,760	E	CBUQ																		1	1	0	0	0	CBUQ	Bom	0					
541,780	D	CBUQ																		0	1	0	0	0	CBUQ	Bom	0					
541,800	E	CBUQ																		2	1	0	0	0	CBUQ	Bom	0					
541,820	D	CBUQ																		2	1	0	0	0	CBUQ	Bom	0					
541,840	E	CBUQ																		1	1	0	0	0	CBUQ	Bom	0					
541,860	D	CBUQ																		1	1	0	0	0	CBUQ	Bom	0					
541,880	E	CBUQ																		0	1	0	0	0	CBUQ	Bom	0					
541,900	D	CBUQ																		1	2	0	0	0	CBUQ	Bom	0					
541,920	E	CBUQ																		1	1	0	0	0	CBUQ	Bom	0					
541,940	D	CBUQ																		1	1	0	0	0	CBUQ	Bom	0					
541,960	E	CBUQ																		1	1	0	0	0	CBUQ	Bom	0					
541,980	D	CBUQ																		0	1	0	0	0	CBUQ	Bom	0					
542,000	E	CBUQ																		1	1	0	0	0	CBUQ	Bom	0					
542,020	D	CBUQ																		0	1	0	0	0	CBUQ	Bom	0					
542,040	E	CBUQ																		1	2	0	0	0	CBUQ	Bom	0					
542,060	D	CBUQ																		1	1	0	0	0	CBUQ	Bom	0					

INVENTÁRIO DO ESTADO DA SUPERFÍCIE DO PAVIMENTO																											DNIT-PRO 06	
RODOVIA: BR-116 (MG)										SEGMENTO: 0,000 ao 817,000															DATA: 03/2007			
TRECHO: Div. BA/MG - Div. MG/RJ										AVALIADOR: Gerson										PISTA: Simples							FOLHA:	
km	Faixa	Pista Tipo Rev.	OK	FC-1			FC-2		FC-3		AF	O	P	EX	D	R	ALC	ATC	DG	Flecha		% de Área			ACOSTAMENTO			
				FI	TTC	TLC	J	TB	JE	E										TRI	TRE	FC-1	FC-2	FC-3	Tipo	Estado	Deg	OBS.
				(1)	(1)	(1)	(2)	(2)	(3)	(3)										(4)	(5)	(5)	(6)	(7)	(8)			
542,080	E	CBUQ		X																1	1	10	0	0	CBUQ	Bom	0	
542,100	D	CBUQ		X									X			X				1	2	10	0	0	CBUQ	Bom	0	
542,120	E	CBUQ		X										X	X					1	2	40	0	0	CBUQ	Bom	0	
542,140	D	CBUQ		X											X					1	1	10	0	0	CBUQ	Bom	0	
542,160	E	CBUQ		X											X					1	1	10	0	0	CBUQ	Bom	0	
542,180	D	CBUQ		X																2	2	10	0	0	CBUQ	Bom	0	
542,200	E	CBUQ		X									X		X					2	2	40	0	0	CBUQ	Bom	0	
542,220	D	CBUQ		X												X				2	2	60	0	0	CBUQ	Bom	0	
542,240	E	CBUQ		X												X				2	3	60	0	0	CBUQ	Bom	0	
542,260	D	CBUQ		X																1	2	20	0	0	CBUQ	Bom	0	
542,280	E	CBUQ		X			X							X						2	2	20	40	0	CBUQ	Bom	0	
542,300	D	CBUQ		X																2	2	20	0	0	CBUQ	Bom	0	
542,320	E	CBUQ		X																1	2	60	0	0	CBUQ	Bom	0	
542,340	D	CBUQ		X																1	2	80	0	0	CBUQ	Bom	0	
542,360	E	CBUQ		X			X													1	3	20	40	0	CBUQ	Bom	0	
542,380	D	CBUQ		X			X													2	2	20	30	0	CBUQ	Bom	0	
542,400	E	CBUQ		X																1	2	60	0	0	CBUQ	Bom	0	
542,420	D	CBUQ		X										X	X					2	2	30	0	0	CBUQ	Bom	0	
542,440	E	CBUQ		X										X	X					1	1	40	0	0	CBUQ	Bom	0	
542,460	D	CBUQ		X										X	X					2	3	20	0	0	CBUQ	Bom	0	
542,480	E	CBUQ		X										X						1	2	60	0	0	CBUQ	Bom	0	
542,500	D	CBUQ		X										X						2	2	20	0	0	CBUQ	Bom	0	
542,520	E	CBUQ		X																1	2	20	0	0	CBUQ	Bom	0	
542,540	D	CBUQ		X																1	1	20	0	0	CBUQ	Bom	0	
542,560	E	CBUQ		X																1	2	10	0	0	CBUQ	Bom	0	
542,580	D	CBUQ		X																1	1	10	0	0	CBUQ	Bom	0	
542,600	E	CBUQ		X																1	1	10	0	0	CBUQ	Bom	0	
542,620	D	CBUQ		X																1	1	10	0	0	CBUQ	Bom	0	
542,640	E	CBUQ		X																1	2	10	0	0	CBUQ	Bom	0	
542,660	D	CBUQ		X																2	2	20	0	0	CBUQ	Bom	0	
542,680	E	CBUQ		X										X	X					1	1	20	0	0	CBUQ	Bom	0	
542,700	D	CBUQ		X																1	1	10	0	0	CBUQ	Bom	0	
542,720	E	CBUQ		X											X					1	1	10	0	0	CBUQ	Bom	0	

INVENTÁRIO DO ESTADO DA SUPERFÍCIE DO PAVIMENTO																											DNIT-PRO 06	
RODOVIA: BR-116 (MG)										SEGMENTO: 0,000 ao 817,000															DATA: 03/2007			
TRECHO: Div. BA/MG - Div. MG/RJ										AVALIADOR: Gerson										PISTA: Simples							FOLHA:	
km	Faixa	Pista Tipo Rev.	OK	FC-1			FC-2		FC-3		AF	O	P	EX	D	R	ALC	ATC	DG	Flecha		% de Área			ACOSTAMENTO			
				FI	TTC	TLC	J	TB	JE	E										TRI	TRE	FC-1	FC-2	FC-3	Tipo	Estado	Deg cm	OBS.
				(1)	(1)	(1)	(2)	(2)	(3)	(3)																		
542,740	D	CBUQ		X																1	2	40	0	0	CBUQ	Bom	0	
542,760	E	CBUQ		X											X					1	1	40	0	0	CBUQ	Bom	0	
542,780	D	CBUQ		X																2	2	40	0	0	CBUQ	Bom	0	
542,800	E	CBUQ		X											X					1	2	20	0	0	CBUQ	Bom	0	
542,820	D	CBUQ		X			X								X					2	2	20	30	0	CBUQ	Bom	0	
542,840	E	CBUQ		X											X					2	2	40	0	0	CBUQ	Bom	0	
542,860	D	CBUQ		X																1	1	10	0	0	CBUQ	Bom	0	
542,880	E	CBUQ		X			X								X					1	1	20	0	0	CBUQ	Bom	0	
542,900	D	CBUQ		X																1	1	10	0	0	CBUQ	Bom	0	
542,920	E	CBUQ		X											X					1	2	30	0	0	CBUQ	Bom	0	
542,940	D	CBUQ		X																1	1	10	0	0	CBUQ	Bom	0	
542,960	E	CBUQ		X			X								X					2	2	20	20	0	CBUQ	Bom	0	
542,980	D	CBUQ		X																1	1	10	0	0	CBUQ	Bom	0	
543,000	E	CBUQ		X																1	2	40	0	0	CBUQ	Bom	0	
543,020	D	CBUQ		X										X	X					2	2	60	0	0	CBUQ	Bom	0	
543,040	E	CBUQ		X																2	2	60	0	0	CBUQ	Bom	0	
543,060	D	CBUQ		X											X					1	1	30	0	0	CBUQ	Bom	0	
543,080	E	CBUQ		X																1	2	10	0	0	CBUQ	Bom	0	
543,100	D	CBUQ		X											X					1	2	10	0	0	CBUQ	Bom	0	
543,120	E	CBUQ		X											X					2	2	20	0	0	CBUQ	Bom	0	
543,140	D	CBUQ		X																1	1	20	0	0	CBUQ	Bom	0	
543,160	E	CBUQ		X																2	2	40	0	0	CBUQ	Bom	0	
543,180	D	CBUQ																		2	2	0	0	0	CBUQ	Bom	0	
543,200	E	CBUQ		X																1	1	20	0	0	CBUQ	Bom	0	
543,220	D	CBUQ		X			X													2	2	20	40	0	CBUQ	Bom	0	
543,240	E	CBUQ		X																1	2	50	0	0	CBUQ	Bom	0	
543,260	D	CBUQ		X																2	2	30	0	0	CBUQ	Bom	0	
543,280	E	CBUQ		X																1	1	20	0	0	CBUQ	Bom	0	
543,300	D	CBUQ		X			X													1	1	20	20	0	CBUQ	Bom	0	
543,320	E	CBUQ																		1	1	0	0	0	CBUQ	Bom	0	
543,340	D	CBUQ		X																1	1	30	0	0	CBUQ	Bom	0	
543,360	E	CBUQ																		1	1	0	0	0	CBUQ	Bom	0	
543,380	D	CBUQ		X																1	2	10	0	0	CBUQ	Bom	0	

INVENTÁRIO DO ESTADO DA SUPERFÍCIE DO PAVIMENTO																											DNIT-PRO 06	
RODOVIA: BR-116 (MG)										SEGMENTO: 0,000 ao 817,000															DATA: 03/2007			
TRECHO: Div. BA/MG - Div. MG/RJ										AVALIADOR: Gerson										PISTA: Simples							FOLHA:	
km	Faixa	Pista Tipo Rev.	OK	FC-1			FC-2		FC-3		AF	O	P	EX	D	R	ALC	ATC	DG	Flecha		% de Área			ACOSTAMENTO			
				FI	TTC	TLC	J	TB	JE	E										TRI	TRE	FC-1	FC-2	FC-3	Tipo	Estado	Deg	OBS.
				(1)	(1)	(1)	(2)	(2)	(3)	(3)										(4)	(5)	(5)	(6)	(7)	(8)			
543,400	E	CBUQ		X																1	2	20	0	0	CBUQ	Bom	0	
543,420	D	CBUQ		X																1	1	20	0	0	CBUQ	Bom	0	
543,440	E	CBUQ		X																2	2	20	0	0	CBUQ	Bom	0	
543,460	D	CBUQ		X																2	2	20	0	0	CBUQ	Bom	0	
543,480	E	CBUQ		X																2	2	20	0	0	CBUQ	Bom	0	
543,500	D	CBUQ		X											X					1	2	30	0	0	CBUQ	Bom	0	
543,520	E	CBUQ		X																1	1	20	0	0	CBUQ	Bom	0	
543,540	D	CBUQ		X			X									X				1	2	40	40	0	CBUQ	Bom	0	
543,560	E	CBUQ		X																1	2	30	0	0	CBUQ	Bom	0	
543,580	D	CBUQ																		1	1	0	0	0	CBUQ	Bom	0	
543,600	E	CBUQ		X																2	2	20	0	0	CBUQ	Bom	0	
543,620	D	CBUQ		X																1	1	10	0	0	CBUQ	Bom	0	
543,640	E	CBUQ		X																1	1	20	0	0	CBUQ	Bom	0	
543,660	D	CBUQ		X																1	2	20	0	0	CBUQ	Bom	0	
543,680	E	CBUQ		X		X														1	2	20	0	0	CBUQ	Bom	0	
543,700	D	CBUQ																		1	1	0	0	0	CBUQ	Bom	0	
543,720	E	CBUQ																		1	1	0	0	0	CBUQ	Bom	0	
543,740	D	CBUQ		X																1	1	10	0	0	CBUQ	Bom	0	
543,760	E	CBUQ		X																1	2	10	0	0	CBUQ	Bom	0	
543,780	D	CBUQ		X																1	1	20	0	0	CBUQ	Bom	0	
543,800	E	CBUQ		X												X				1	1	10	0	0	CBUQ	Bom	0	
543,820	D	CBUQ		X																1	1	10	0	0	CBUQ	Bom	0	
543,840	E	CBUQ		X																1	1	20	0	0	CBUQ	Bom	0	
543,860	D	CBUQ		X		X										X				2	2	20	20	0	CBUQ	Bom	0	
543,880	E	CBUQ		X												X				1	2	60	0	0	CBUQ	Bom	0	
543,900	D	CBUQ																		1	1	0	0	0	CBUQ	Bom	0	
543,920	E	CBUQ		X																1	2	10	0	0	CBUQ	Bom	0	
543,940	D	CBUQ		X												X				1	3	30	0	0	CBUQ	Bom	0	
543,960	E	CBUQ		X																1	2	60	0	0	CBUQ	Bom	0	
543,980	D	CBUQ		X																1	1	20	0	0	CBUQ	Bom	0	
544,000	E	CBUQ		X			X													1	2	20	20	0	CBUQ	Bom	0	
544,020	D	CBUQ		X																1	2	30	0	0	CBUQ	Bom	0	
544,040	E	CBUQ		X																1	2	20	0	0	CBUQ	Bom	0	

INVENTÁRIO DO ESTADO DA SUPERFÍCIE DO PAVIMENTO																												DNIT-PRO 06			
RODOVIA: BR-116 (MG)												SEGMENTO: 0,000 ao 817,000												DATA: 03/2007							
TRECHO: Div. BA/MG - Div. MG/RJ												AVALIADOR: Gerson												PISTA: Simples				FOLHA:			
km	Faixa	Pista Tipo Rev.	OK	FC-1			FC-2		FC-3		AF	O	P	EX	D	R	ALC	ATC	DG	Flecha		% de Área			ACOSTAMENTO						
				FI	TTC	TLC	J	TB	JE	E										TRI	TRE	FC-1	FC-2	FC-3	Tipo	Estado	Deg cm	OBS.			
				(1)	(1)	(1)	(2)	(2)	(3)	(3)																			(4)	(5)	(5)
544,060	D	CBUQ		X																2	2	60	0	0	CBUQ	Bom	0				
544,080	E	CBUQ		X			X													2	2	20	30	0	CBUQ	Bom	0				
544,100	D	CBUQ		X																2	2	40	0	0	CBUQ	Bom	0				
544,120	E	CBUQ		X			X													1	2	20	20	0	CBUQ	Bom	0				
544,140	D	CBUQ		X			X								X					1	2	30	30	0	CBUQ	Bom	0				
544,160	E	CBUQ		X			X													2	2	20	60	0	CBUQ	Bom	0				
544,180	D	CBUQ		X											X					1	2	30	0	0	CBUQ	Bom	0				
544,200	E	CBUQ		X					X						X					2	2	20	0	20	CBUQ	Bom	0				
544,220	D	CBUQ		X			X													2	2	20	0	40	CBUQ	Bom	0				
544,240	E	CBUQ		X			X													2	3	20	60	0	CBUQ	Bom	0				
544,260	D	CBUQ		X																2	2	40	0	0	CBUQ	Bom	0				
544,280	E	CBUQ		X																1	2	40	0	0	CBUQ	Bom	0				
544,300	D	CBUQ		X																2	2	60	0	0	CBUQ	Bom	0				
544,320	E	CBUQ		X																1	2	10	0	0	CBUQ	Bom	0				
544,340	D	CBUQ		X																1	2	40	0	0	CBUQ	Bom	0				
544,360	E	CBUQ		X																1	2	10	0	0	CBUQ	Bom	0				
544,380	D	CBUQ		X											X					2	2	60	0	0	CBUQ	Bom	0				
544,400	E	CBUQ		X																1	2	20	0	0	CBUQ	Bom	0				
544,420	D	CBUQ		X											X					1	1	10	0	0	CBUQ	Bom	0				
544,440	E	CBUQ		X																1	2	40	0	0	CBUQ	Bom	0				
544,460	D	CBUQ		X																2	2	20	0	0	CBUQ	Bom	0				
544,480	E	CBUQ		X																1	1	20	0	0	CBUQ	Bom	0				
544,500	D	CBUQ		X																1	1	30	0	0	CBUQ	Bom	0				
544,520	E	CBUQ		X																1	2	20	0	0	CBUQ	Bom	0				
544,540	D	CBUQ		X																1	1	20	0	0	CBUQ	Bom	0				
544,560	E	CBUQ		X																2	2	10	0	0	CBUQ	Bom	0				
544,580	D	CBUQ		X																1	1	20	0	0	CBUQ	Bom	0				
544,600	E	CBUQ		X																1	2	10	0	0	CBUQ	Bom	0				
544,620	D	CBUQ		X																1	1	10	0	0	CBUQ	Bom	0				
544,640	E	CBUQ		X																1	1	10	0	0	CBUQ	Bom	0				
544,660	D	CBUQ		X			X								X					3	1	20	20	0	CBUQ	Bom	0				
544,680	E	CBUQ		X			X													1	2	30	30	0	CBUQ	Bom	0				
544,700	D	CBUQ		X																1	1	20	0	0	CBUQ	Bom	0				

INVENTÁRIO DO ESTADO DA SUPERFÍCIE DO PAVIMENTO																										DNIT-PRO 06			
RODOVIA: BR-116 (MG)																		SEGMENTO: 0,000 ao 817,000								DATA: 03/2007			
TRECHO: Div. BA/MG - Div. MG/RJ																		AVALIADOR: Gerson								PISTA: Simples		FOLHA:	
km	Faixa	Pista Tipo Rev.	OK	FC-1			FC-2		FC-3		AF	O	P	EX	D	R	ALC	ATC	DG	Flecha mm		% de Área			ACOSTAMENTO				
				FI	TTC	TLC	J	TB	JE	E										TRI	TRE	FC-1	FC-2	FC-3	Tipo	Estado	Deg cm	OBS.	
				(1)	(1)	(1)	(2)	(2)	(3)	(3)										(4)	(5)	(5)	(6)	(7)	(8)				
544,720	E	CBUQ		X																1	1	20	0	0	CBUQ	Bom	0		
544,740	D	CBUQ																		1	1	0	0	0	CBUQ	Bom	0		
544,760	E	CBUQ																		0	1	0	0	0	CBUQ	Bom	0		
544,780	D	CBUQ																		1	1	0	0	0	CBUQ	Bom	0		
544,800	E	CBUQ																		1	1	0	0	0	CBUQ	Bom	0		
544,820	D	CBUQ																		0	1	0	0	0	CBUQ	Bom	0		
544,840	E	CBUQ																		1	1	0	0	0	CBUQ	Bom	0		
544,860	D	CBUQ																		1	1	0	0	0	CBUQ	Bom	0		
544,880	E	CBUQ																		0	1	0	0	0	CBUQ	Bom	0		
544,900	D	CBUQ																		1	1	0	0	0	CBUQ	Bom	0		
544,920	E	CBUQ		X																1	1	10	0	0	CBUQ	Bom	0		
544,940	D	CBUQ		X																1	1	10	0	0	CBUQ	Bom	0		
544,960	E	CBUQ		X																0	1	10	0	0	CBUQ	Bom	0		
544,980	D	CBUQ																		0	1	0	0	0	CBUQ	Bom	0		
545,000	E	CBUQ																		1	1	0	0	0	CBUQ	Bom	0		
545,020	D	CBUQ																		1	1	0	0	0	CBUQ	Bom	0		
545,040	E	CBUQ																		1	0	0	0	0	CBUQ	Bom	0		
545,060	D	CBUQ		X																1	1	10	0	0	CBUQ	Bom	0		
545,080	E	CBUQ		X																1	1	10	0	0	CBUQ	Bom	0		
545,100	D	CBUQ																		1	1	0	0	0	CBUQ	Bom	0		
545,120	E	CBUQ																		0	1	0	0	0	CBUQ	Bom	0		
545,140	D	CBUQ																		1	1	0	0	0	CBUQ	Bom	0		
545,160	E	CBUQ																		1	1	0	0	0	CBUQ	Bom	0		
545,180	D	CBUQ																		1	1	0	0	0	CBUQ	Bom	0		
545,200	E	CBUQ																		0	1	0	0	0	CBUQ	Bom	0		
545,220	D	CBUQ																		1	1	0	0	0	CBUQ	Bom	0		
545,240	E	CBUQ																		0	1	0	0	0	CBUQ	Bom	0		
545,260	D	CBUQ																		1	1	0	0	0	CBUQ	Bom	0		
545,280	E	CBUQ																		1	1	0	0	0	CBUQ	Bom	0		
545,300	D	CBUQ																		1	0	0	0	0	CBUQ	Bom	0		
545,320	E	CBUQ																		0	1	0	0	0	CBUQ	Bom	0		
545,340	D	CBUQ		X																1	1	10	0	0	CBUQ	Bom	0		
545,360	E	CBUQ																		1	1	0	0	0	CBUQ	Bom	0		

INVENTÁRIO DO ESTADO DA SUPERFÍCIE DO PAVIMENTO																											DNIT-PRO 06			
RODOVIA: BR-116 (MG)																		SEGMENTO: 0,000 ao 817,000									DATA: 03/2007			
TRECHO: Div. BA/MG - Div. MG/RJ																		AVALIADOR: Gerson									PISTA: Simples		FOLHA:	
km	Faixa	Pista Tipo Rev.	OK	FC-1			FC-2		FC-3		AF	O	P	EX	D	R	ALC	ATC	DG	Flecha mm		% de Área			ACOSTAMENTO					
				FI	TTC	TLC	J	TB	JE	E										TRI	TRE	FC-1	FC-2	FC-3	Tipo	Estado	Deg cm	OBS.		
				(1)	(1)	(1)	(2)	(2)	(3)	(3)										(4)	(5)	(5)	(6)	(7)	(8)					
545,380	D	CBUQ																		1	1	0	0	0	CBUQ	Bom	0			
545,400	E	CBUQ																		1	1	0	0	0	CBUQ	Bom	0			
545,420	D	CBUQ																		1	0	0	0	0	CBUQ	Bom	0			
545,440	E	CBUQ		X																1	1	10	0	0	CBUQ	Bom	0			
545,460	D	CBUQ		X																1	1	10	0	0	CBUQ	Bom	0			
545,480	E	CBUQ																		0	1	0	0	0	CBUQ	Bom	0			
545,500	D	CBUQ																		0	1	0	0	0	CBUQ	Bom	0			
545,520	E	CBUQ																		1	1	0	0	0	CBUQ	Bom	0			
545,540	D	CBUQ		X																0	1	10	0	0	CBUQ	Bom	0			
545,560	E	CBUQ																		1	1	0	0	0	CBUQ	Bom	0			
545,580	D	CBUQ																		1	1	0	0	0	CBUQ	Bom	0			
545,600	E	CBUQ																		1	1	0	0	0	CBUQ	Bom	0			
545,620	D	CBUQ																		1	0	0	0	0	CBUQ	Bom	0			
545,640	E	CBUQ																		1	1	0	0	0	CBUQ	Bom	0			
545,660	D	CBUQ																		1	1	0	0	0	CBUQ	Bom	0			
545,680	E	CBUQ																		1	0	0	0	0	CBUQ	Bom	0			
545,700	D	CBUQ																		1	1	0	0	0	CBUQ	Bom	0			
545,720	E	CBUQ																		1	1	0	0	0	CBUQ	Bom	0			
545,740	D	CBUQ		X																0	1	10	0	0	CBUQ	Bom	0			
545,760	E	CBUQ																		1	1	0	0	0	CBUQ	Bom	0			
545,780	D	CBUQ		X																0	1	10	0	0	CBUQ	Bom	0			
545,800	E	CBUQ																		1	1	0	0	0	CBUQ	Bom	0			
545,820	D	CBUQ																		1	1	0	0	0	CBUQ	Bom	0			
545,840	E	CBUQ																		1	1	0	0	0	CBUQ	Bom	0			
545,860	D	CBUQ																		1	0	0	0	0	CBUQ	Bom	0			
545,880	E	CBUQ																		1	1	0	0	0	CBUQ	Bom	0			
545,900	D	CBUQ																		1	1	0	0	0	CBUQ	Bom	0			
545,920	E	CBUQ																		0	1	0	0	0	CBUQ	Bom	0			
545,940	D	CBUQ																		1	1	0	0	0	CBUQ	Bom	0			
545,960	E	CBUQ																		1	1	0	0	0	CBUQ	Bom	0			
545,980	D	CBUQ																		0	1	0	0	0	CBUQ	Bom	0			
546,000	E	CBUQ		X																1	1	10	0	0	CBUQ	Bom	0			
546,020	D	CBUQ		X											X					1	1	10	0	0	CBUQ	Bom	0			

INVENTÁRIO DO ESTADO DA SUPERFÍCIE DO PAVIMENTO																											DNIT-PRO 06	
RODOVIA: BR-116 (MG)										SEGMENTO: 0,000 ao 817,000																	DATA: 03/2007	
TRECHO: Div. BA/MG - Div. MG/RJ										AVALIADOR: Gerson										PISTA: Simples							FOLHA:	
km	Faixa	Pista Tipo Rev.	OK	FC-1			FC-2		FC-3		AF	O	P	EX	D	R	ALC	ATC	DG	Flecha		% de Área			ACOSTAMENTO			
				FI	TTC	TLC	J	TB	JE	E										TRI	TRE	FC-1	FC-2	FC-3	Tipo	Estado	Deg cm	OBS.
				(1)	(1)	(1)	(2)	(2)	(3)	(3)										(4)	(5)	(5)	(6)	(7)	(8)			
546,040	E	CBUQ		X																1	1	10	0	0	CBUQ	Bom	0	
546,060	D	CBUQ																		1	1	0	0	0	CBUQ	Bom	0	
546,080	E	CBUQ																		0	1	0	0	0	CBUQ	Bom	0	
546,100	D	CBUQ													X					1	1	0	0	0	CBUQ	Bom	0	
546,120	E	CBUQ		X																0	1	10	0	0	CBUQ	Bom	0	
546,140	D	CBUQ		X											X					1	1	10	0	0	CBUQ	Bom	0	
546,160	E	CBUQ		X																0	1	10	0	0	CBUQ	Bom	0	
546,180	D	CBUQ		X																1	1	20	0	0	CBUQ	Bom	0	
546,200	E	CBUQ		X																1	2	20	0	0	CBUQ	Bom	0	
546,220	D	CBUQ		X																2	2	20	0	0	CBUQ	Bom	0	
546,240	E	CBUQ		X																1	1	30	10	0	CBUQ	Bom	0	
546,260	D	CBUQ		X			X						X		X					1	1	10	0	0	CBUQ	Bom	0	
546,280	E	CBUQ		X																1	1	10	0	0	CBUQ	Bom	0	
546,300	D	CBUQ		X																1	1	10	0	0	CBUQ	Bom	0	
546,320	E	CBUQ		X																0	1	10	40	0	CBUQ	Bom	0	
546,340	D	CBUQ		X			X													1	1	20	0	0	CBUQ	Bom	0	
546,360	E	CBUQ		X											X					1	1	30	0	0	CBUQ	Bom	0	
546,380	D	CBUQ		X																1	1	10	0	0	CBUQ	Bom	0	
546,400	E	CBUQ		X											X					1	2	20	0	0	CBUQ	Bom	0	
546,420	D	CBUQ		X																1	1	10	0	0	CBUQ	Bom	0	
546,440	E	CBUQ		X											X					1	1	20	0	0	CBUQ	Bom	0	
546,460	D	CBUQ		X																1	1	10	0	0	CBUQ	Bom	0	
546,480	E	CBUQ		X																1	1	20	0	0	CBUQ	Bom	0	
546,500	D	CBUQ		X											X					1	1	10	0	0	CBUQ	Bom	0	
546,520	E	CBUQ		X																1	1	10	0	0	CBUQ	Bom	0	
546,540	D	CBUQ																		1	1	0	0	0	CBUQ	Bom	0	
546,560	E	CBUQ																		1	1	0	0	0	CBUQ	Bom	0	
546,580	D	CBUQ		X																1	1	10	0	0	CBUQ	Bom	0	
546,600	E	CBUQ		X																1	2	20	0	0	CBUQ	Bom	0	
546,620	D	CBUQ		X											X					1	2	20	0	0	CBUQ	Bom	0	
546,640	E	CBUQ		X											X					1	1	10	0	0	CBUQ	Bom	0	
546,660	D	CBUQ		X																1	1	10	0	0	CBUQ	Bom	0	
546,680	E	CBUQ																		1	1	0	0	0	CBUQ	Bom	0	

INVENTÁRIO DO ESTADO DA SUPERFÍCIE DO PAVIMENTO																											DNIT-PRO 06												
RODOVIA: BR-116 (MG)																		SEGMENTO: 0,000 ao 817,000									DATA: 03/2007												
TRECHO: Div. BA/MG - Div. MG/RJ																		AVALIADOR: Gerson									PISTA: Simples									FOLHA:			
km	Faixa	Pista Tipo Rev.	OK	FC-1			FC-2		FC-3		AF	O	P	EX	D	R	ALC	ATC	DG	Flecha		% de Área			ACOSTAMENTO														
				FI	TTC	TLC	J	TB	JE	E										TRI	TRE	FC-1	FC-2	FC-3	Tipo	Estado	Deg	OBS.											
				(1)	(1)	(1)	(2)	(2)	(3)	(3)										(4)	(5)	(5)	(6)	(7)	(8)					cm									
546,700	D	CBUQ		X																1	2	10	0	0	CBUQ	Bom	0												
546,720	E	CBUQ																		1	2	0	0	0	CBUQ	Bom	0												
546,740	D	CBUQ		X																1	2	20	0	0	CBUQ	Bom	0												
546,760	E	CBUQ		X			X								X					1	2	10	10	0	CBUQ	Bom	0												
546,780	D	CBUQ		X																2	2	10	0	0	CBUQ	Bom	0												
546,800	E	CBUQ					X								X					1	2	0	10	0	CBUQ	Bom	0												
546,820	D	CBUQ		X																1	1	10	0	0	CBUQ	Bom	0												
546,840	E	CBUQ		X																1	2	20	0	0	CBUQ	Bom	0												
546,860	D	CBUQ		X											X					1	1	10	0	0	CBUQ	Bom	0												
546,880	E	CBUQ		X																1	2	20	0	0	CBUQ	Bom	0												
546,900	D	CBUQ																		1	1	0	0	0	CBUQ	Bom	0												
546,920	E	CBUQ																		1	1	0	0	0	CBUQ	Bom	0												
546,940	D	CBUQ		X									X							1	1	0	0	0	CBUQ	Bom	0												
546,960	E	CBUQ																		1	1	0	0	0	CBUQ	Bom	2												
546,980	D	CBUQ		X																1	1	10	0	0	CBUQ	Bom	2												
547,000	E	CBUQ		X																1	2	20	0	0	CBUQ	Bom	2												
547,020	D	CBUQ		X																2	2	10	0	0	CBUQ	Bom	2												
547,040	E	CBUQ		X																1	1	20	0	0	CBUQ	Bom	2												
547,060	D	CBUQ		X																1	2	10	0	0	CBUQ	Bom	2												
547,080	E	CBUQ																		1	1	0	0	0	CBUQ	Bom	2												
547,100	D	CBUQ		X																1	2	20	0	0	CBUQ	Bom	2												
547,120	E	CBUQ		X																1	2	10	0	0	CBUQ	Bom	2												
547,140	D	CBUQ		X																2	2	10	0	0	CBUQ	Bom	2												
547,160	E	CBUQ		X																1	2	10	0	0	CBUQ	Bom	2												
547,180	D	CBUQ		X									X							1	2	20	0	0	CBUQ	Bom	2												
547,200	E	CBUQ		X																1	1	10	0	0	CBUQ	Bom	2												
547,220	D	CBUQ		X																1	1	10	0	0	CBUQ	Bom	2												
547,240	E	CBUQ		X									X							1	1	10	0	0	CBUQ	Bom	2												
547,260	D	CBUQ																		1	1	0	0	0	CBUQ	Bom	2												
547,280	E	CBUQ																		1	1	0	0	0	CBUQ	Bom	2												
547,300	D	CBUQ																		1	2	0	0	0	CBUQ	Bom	2												
547,320	E	CBUQ																		1	2	0	0	0	CBUQ	Bom	2												
547,340	D	CBUQ		X																1	1	10	0	0	CBUQ	Bom	2												

INVENTÁRIO DO ESTADO DA SUPERFÍCIE DO PAVIMENTO																											DNIT-PRO 06												
RODOVIA: BR-116 (MG)																		SEGMENTO: 0,000 ao 817,000									DATA: 03/2007												
TRECHO: Div. BA/MG - Div. MG/RJ																		AVALIADOR: Gerson									PISTA: Simples									FOLHA:			
km	Faixa	Pista Tipo Rev.	OK	FC-1			FC-2		FC-3		AF	O	P	EX	D	R	ALC	ATC	DG	Flecha		% de Área			ACOSTAMENTO														
				FI	TTC	TLC	J	TB	JE	E										TRI	TRE	FC-1	FC-2	FC-3	Tipo	Estado	Deg	OBS.											
				(1)	(1)	(1)	(2)	(2)	(3)	(3)										(4)	(5)	(5)	(6)	(7)	(8)					cm									
547,360	E	CBUQ		X			X													1	2	20	20	0	CBUQ	Bom	2												
547,380	D	CBUQ		X																1	1	10	0	0	CBUQ	Bom	2												
547,400	E	CBUQ		X			X													1	2	20	20	0	CBUQ	Bom	2												
547,420	D	CBUQ		X																2	2	10	0	0	CBUQ	Bom	2												
547,440	E	CBUQ		X																1	1	20	0	0	CBUQ	Bom	2												
547,460	D	CBUQ																		1	2	0	0	0	CBUQ	Bom	2												
547,480	E	CBUQ		X																1	2	10	0	0	CBUQ	Bom	2												
547,500	D	CBUQ		X			X													2	2	20	40	0	CBUQ	Bom	2												
547,520	E	CBUQ		X																1	1	20	0	0	CBUQ	Bom	2												
547,540	D	CBUQ		X																1	2	10	0	0	CBUQ	Bom	2												
547,560	E	CBUQ		X																1	2	30	0	0	CBUQ	Bom	2												
547,580	D	CBUQ		X																1	1	10	0	0	CBUQ	Bom	2												
547,600	E	CBUQ		X																1	2	10	0	0	CBUQ	Bom	2												
547,620	D	CBUQ		X																1	1	10	0	0	CBUQ	Bom	2												
547,640	E	CBUQ																		1	2	0	0	0	CBUQ	Bom	0												
547,660	D	CBUQ																		1	1	0	0	0	CBUQ	Bom	0												
547,680	E	CBUQ																		0	1	0	0	0	CBUQ	Bom	0												
547,700	D	CBUQ																		1	1	0	0	0	CBUQ	Bom	0												
547,720	E	CBUQ																		1	0	0	0	0	CBUQ	Bom	0												
547,740	D	CBUQ																		1	1	0	0	0	CBUQ	Bom	0												
547,760	E	CBUQ																		1	1	0	0	0	CBUQ	Bom	0												
547,780	D	CBUQ																		1	1	0	0	0	CBUQ	Bom	0												
547,800	E	CBUQ																		0	1	0	0	0	CBUQ	Bom	0												
547,820	D	CBUQ																		1	1	0	0	0	CBUQ	Bom	0												
547,840	E	CBUQ																		1	1	0	0	0	CBUQ	Bom	0												
547,860	D	CBUQ																		1	1	0	0	0	CBUQ	Bom	0												
547,880	E	CBUQ																		1	0	0	0	0	CBUQ	Bom	0												
547,900	D	CBUQ																		1	1	0	0	0	CBUQ	Bom	0												
547,920	E	CBUQ																		0	1	0	0	0	CBUQ	Bom	0												
547,940	D	CBUQ																		1	1	0	0	0	CBUQ	Bom	0												
547,960	E	CBUQ		X																1	1	10	0	0	CBUQ	Bom	0												
547,980	D	CBUQ																		1	0	0	0	0	CBUQ	Bom	0												
548,000	E	CBUQ																		1	1	0	0	0	CBUQ	Bom	0												

INVENTÁRIO DO ESTADO DA SUPERFICIE DO PAVIMENTO																												DNIT-PRO 06	
RODOVIA: BR-116 (MG)												SEGMENTO: 0,000 ao 817,000														DATA: 03/2007			
TRECHO: Div. BA/MG - Div. MG/RJ												AVALIADOR: Gerson										PISTA: Simples						FOLHA:	
km	Faixa	Pista Tipo Rev.	OK	FC-1			FC-2		FC-3		AF	O	P	EX	D	R	ALC	ATC	DG	Flecha		% de Área			ACOSTAMENTO				
				FI	TTC	TLC	J	TB	JE	E										TRI	TRE	FC-1	FC-2	FC-3	Tipo	Estado	Deg cm	OBS.	
				(1)	(1)	(1)	(2)	(2)	(3)	(3)										(4)	(5)	(5)	(6)	(7)	(8)	(4)	(5)		(5)
548,020	D	CBUQ		X																1	1	10	0	0	CBUQ	Bom	0		
548,040	E	CBUQ																		1	0	0	0	0	CBUQ	Bom	0		
548,060	D	CBUQ																		1	1	0	0	0	CBUQ	Bom	0		
548,080	E	CBUQ		X																1	1	10	0	0	CBUQ	Bom	0		
548,100	D	CBUQ																		0	1	0	0	0	CBUQ	Bom	0		
548,120	E	CBUQ																		1	1	0	0	0	CBUQ	Bom	0		
548,140	D	CBUQ																		1	1	0	0	0	CBUQ	Bom	0		
548,160	E	CBUQ													X					1	1	0	0	0	CBUQ	Bom	0		
548,180	D	CBUQ													X					1	0	0	0	0	CBUQ	Bom	0		
548,200	E	CBUQ		X											X					1	1	10	0	0	CBUQ	Bom	0		
548,220	D	CBUQ													X					1	1	0	0	0	CBUQ	Bom	0		
548,240	E	CBUQ													X					1	1	0	0	0	CBUQ	Bom	0		
548,260	D	CBUQ													X					0	1	0	0	0	CBUQ	Bom	0		
548,280	E	CBUQ													X					1	1	0	0	0	CBUQ	Bom	0		
548,300	D	CBUQ													X					0	1	0	0	0	CBUQ	Bom	0		
548,320	E	CBUQ													X					1	1	0	0	0	CBUQ	Bom	0		
548,340	D	CBUQ													X					1	1	0	0	0	CBUQ	Bom	0		
548,360	E	CBUQ													X					1	0	0	0	0	CBUQ	Bom	0		
548,380	D	CBUQ		X											X					0	1	10	0	0	CBUQ	Bom	0		
548,400	E	CBUQ													X					0	1	0	0	0	CBUQ	Bom	0		
548,420	D	CBUQ													X					1	1	0	0	0	CBUQ	Bom	0		
548,440	E	CBUQ		X											X					1	1	10	0	0	CBUQ	Bom	0		
548,460	D	CBUQ																		1	1	0	0	0	CBUQ	Bom	0		
548,480	E	CBUQ																		0	1	0	0	0	CBUQ	Bom	0		
548,500	D	CBUQ																		1	1	0	0	0	CBUQ	Bom	0		
548,520	E	CBUQ																		1	1	0	0	0	CBUQ	Bom	0		
548,540	D	CBUQ																		0	1	0	0	0	CBUQ	Bom	0		
548,560	E	CBUQ																		1	1	0	0	0	CBUQ	Bom	0		
548,580	D	CBUQ																		0	1	0	0	0	CBUQ	Bom	0		
548,600	E	CBUQ													X					1	1	0	0	0	CBUQ	Bom	0		
548,620	D	CBUQ													X					1	1	0	0	0	CBUQ	Bom	0		
548,640	E	CBUQ													X					1	0	0	0	0	CBUQ	Bom	0		
548,660	D	CBUQ													X					1	1	0	0	0	CBUQ	Bom	0		

INVENTÁRIO DO ESTADO DA SUPERFÍCIE DO PAVIMENTO																											DNIT-PRO 06					
RODOVIA: BR-116 (MG)																		SEGMENTO: 0,000 ao 817,000									DATA: 03/2007					
TRECHO: Div. BA/MG - Div. MG/RJ																		AVALIADOR: Gerson									PISTA: Simples			FOLHA:		
km	Faixa	Pista Tipo Rev.	OK	FC-1			FC-2		FC-3		AF	O	P	EX	D	R	ALC	ATC	DG	Flecha		% de Área			ACOSTAMENTO							
				FI	TTC	TLC	J	TB	JE	E										TRI	TRE	FC-1	FC-2	FC-3	Tipo	Estado	Deg cm	OBS.				
				(1)	(1)	(1)	(2)	(2)	(3)	(3)																			(4)	(5)	(5)	(6)
548,680	E	CBUQ													X					1	1	0	0	0	CBUQ	Bom	0					
548,700	D	CBUQ													X					1	1	0	0	0	CBUQ	Bom	0					
548,720	E	CBUQ													X					1	1	0	0	0	CBUQ	Bom	0					
548,740	D	CBUQ													X					1	1	0	0	0	CBUQ	Bom	0					
548,760	E	CBUQ													X					0	1	0	0	0	CBUQ	Bom	0					
548,780	D	CBUQ													X					1	1	0	0	0	CBUQ	Bom	0					
548,800	E	CBUQ													X					1	1	0	0	0	CBUQ	Bom	0					
548,820	D	CBUQ													X					1	1	0	0	0	CBUQ	Bom	0					
548,840	E	CBUQ													X					1	1	0	0	0	CBUQ	Bom	0					
548,860	D	CBUQ													X					1	0	0	0	0	CBUQ	Bom	0					
548,880	E	CBUQ		X																2	2	20	0	0	CBUQ	Bom	0					
548,900	D	CBUQ		X																1	2	40	0	0	CBUQ	Bom	0					
548,920	E	CBUQ		X																1	2	30	0	0	CBUQ	Bom	0					
548,940	D	CBUQ		X																2	2	30	0	0	CBUQ	Bom	0					
548,960	E	CBUQ																		1	1	0	0	0	CBUQ	Bom	0					
548,980	D	CBUQ		X																1	1	10	0	0	CBUQ	Bom	0					
549,000	E	CBUQ		X																1	1	10	0	0	CBUQ	Bom	0					
549,020	D	CBUQ		X																1	1	20	0	0	CBUQ	Bom	0					
549,040	E	CBUQ																		1	1	0	0	0	CBUQ	Bom	0					
549,060	D	CBUQ		X			X							X	X					1	1	10	10	0	CBUQ	Bom	0					
549,080	E	CBUQ		X																1	1	10	0	0	CBUQ	Bom	0					
549,100	D	CBUQ		X											X					1	1	20	0	0	CBUQ	Bom	0					
549,120	E	CBUQ		X																1	1	20	0	0	CBUQ	Bom	0					
549,140	D	CBUQ		X																1	1	20	0	0	CBUQ	Bom	0					
549,160	E	CBUQ		X																1	1	20	0	0	CBUQ	Bom	0					
549,180	D	CBUQ		X																1	1	20	0	0	CBUQ	Bom	0					
549,200	E	CBUQ		X			X													1	2	20	20	0	CBUQ	Bom	0					
549,220	D	CBUQ		X																1	1	20	0	0	CBUQ	Bom	0					
549,240	E	CBUQ		X																1	1	10	0	0	CBUQ	Bom	0					
549,260	D	CBUQ		X																1	1	10	0	0	CBUQ	Bom	0					
549,280	E	CBUQ																		1	1	0	0	0	CBUQ	Bom	0					
549,300	D	CBUQ		X											X					1	1	10	0	0	CBUQ	Bom	0					
549,320	E	CBUQ																		1	1	0	0	0	CBUQ	Bom	0					

INVENTÁRIO DO ESTADO DA SUPERFÍCIE DO PAVIMENTO																												DNIT-PRO 06			
RODOVIA: BR-116 (MG)												SEGMENTO: 0,000 ao 817,000												DATA: 03/2007							
TRECHO: Div. BA/MG - Div. MG/RJ												AVALIADOR: Gerson												PISTA: Simples				FOLHA:			
km	Faixa	Pista Tipo Rev.	OK	FC-1			FC-2		FC-3		AF	O	P	EX	D	R	ALC	ATC	DG	Flecha		% de Área			ACOSTAMENTO						
				FI	TTC	TLC	J	TB	JE	E										TRI	TRE	FC-1	FC-2	FC-3	Tipo	Estado	Deg cm	OBS.			
				(1)	(1)	(1)	(2)	(2)	(3)	(3)																			(4)	(5)	(5)
549,340	D	CBUQ																		1	1	0	0	0	CBUQ	Bom	0				
549,360	E	CBUQ																		0	1	0	0	0	CBUQ	Bom	0				
549,380	D	CBUQ		X																2	2	60	0	0	CBUQ	Bom	0				
549,400	E	CBUQ		X																1	1	10	0	0	CBUQ	Bom	0				
549,420	D	CBUQ		X																1	1	20	0	0	CBUQ	Bom	0				
549,440	E	CBUQ		X																1	2	10	0	0	CBUQ	Bom	0				
549,460	D	CBUQ		X																1	1	20	0	0	CBUQ	Bom	0				
549,480	E	CBUQ		X																1	1	10	0	0	CBUQ	Bom	0				
549,500	D	CBUQ		X										X						1	1	20	0	0	CBUQ	Bom	0				
549,520	E	CBUQ		X																1	1	10	0	0	CBUQ	Bom	0				
549,540	D	CBUQ		X			X								X					2	2	20	20	0	CBUQ	Bom	0				
549,560	E	CBUQ		X																1	1	10	0	0	CBUQ	Bom	0				
549,580	D	CBUQ		X																2	2	30	0	0	CBUQ	Bom	0				
549,600	E	CBUQ		X																1	2	30	0	0	CBUQ	Bom	0				
549,620	D	CBUQ		X											X					1	2	40	0	0	CBUQ	Bom	0				
549,640	E	CBUQ		X																1	1	30	0	0	CBUQ	Bom	0				
549,660	D	CBUQ		X																1	1	20	0	0	CBUQ	Bom	0				
549,680	E	CBUQ		X																1	2	20	0	0	CBUQ	Bom	0				
549,700	D	CBUQ		X																1	1	10	0	0	CBUQ	Bom	0				
549,720	E	CBUQ		X			X													1	2	10	10	0	CBUQ	Bom	0				
549,740	D	CBUQ		X																1	2	20	0	0	CBUQ	Bom	0				
549,760	E	CBUQ		X																1	1	30	0	0	CBUQ	Bom	0				
549,780	D	CBUQ		X																1	1	20	0	0	CBUQ	Bom	0				
549,800	E	CBUQ		X											X					1	1	10	0	0	CBUQ	Bom	0				
549,820	D	CBUQ		X																1	1	30	0	0	CBUQ	Bom	0				
549,840	E	CBUQ		X						X					X	X				1	2	10	0	0	CBUQ	Bom	0				
549,860	D	CBUQ		X			X													2	2	20	20	0	CBUQ	Bom	0				
549,880	E	CBUQ		X																1	2	10	0	0	CBUQ	Bom	0				
549,900	D	CBUQ		X																2	2	20	0	0	CBUQ	Bom	0				
549,920	E	CBUQ		X			X						X		X	X				1	2	20	40	0	CBUQ	Bom	0				
549,940	D	CBUQ		X																1	1	80	0	0	CBUQ	Bom	0				
549,960	E	CBUQ		X					X											1	1	20	0	0	CBUQ	Bom	0				
549,980	D	CBUQ		X			X													2	2	20	40	0	CBUQ	Bom	0				

INVENTÁRIO DO ESTADO DA SUPERFÍCIE DO PAVIMENTO																												DNIT-PRO 06		
RODOVIA: BR-116 (MG)										SEGMENTO: 0,000 ao 817,000															DATA: 03/2007					
TRECHO: Div. BA/MG - Div. MG/RJ										AVALIADOR: Gerson										PISTA: Simples								FOLHA:		
km	Faixa	Pista Tipo Rev.	OK	FC-1			FC-2		FC-3		AF	O	P	EX	D	R	ALC	ATC	DG	Flecha		% de Área			ACOSTAMENTO					
				FI	TTC	TLC	J	TB	JE	E										TRI	TRE	FC-1	FC-2	FC-3	Tipo	Estado	Deg cm	OBS.		
				(1)	(1)	(1)	(2)	(2)	(3)	(3)										(4)	(5)	(5)	(6)	(7)	(8)					
550,000	E	CBUQ		X			X													2	2	10	10	0	CBUQ	Bom	0			
550,020	D	CBUQ		X			X													2	2	30	30	0	CBUQ	Bom	0			
550,040	E	CBUQ		X																1	2	30	0	0	CBUQ	Bom	0			
550,060	D	CBUQ		X																1	1	20	0	0	CBUQ	Bom	0			
550,080	E	CBUQ																		1	1	0	0	0	CBUQ	Bom	0			
550,100	D	CBUQ		X																1	1	60	0	0	CBUQ	Bom	0			
550,120	E	CBUQ		X									X							1	2	20	0	0	CBUQ	Bom	0			
550,140	D	CBUQ		X			X								X					2	2	20	20	0	CBUQ	Bom	0			
550,160	E	CBUQ		X																1	2	20	0	0	CBUQ	Bom	0			
550,180	D	CBUQ		X																2	2	20	0	0	CBUQ	Bom	0			
550,200	E	CBUQ		X			X							X						1	2	20	20	0	CBUQ	Bom	0			
550,220	D	CBUQ		X																2	2	20	0	0	CBUQ	Bom	0			
550,240	E	CBUQ		X																1	2	30	0	0	CBUQ	Bom	0			
550,260	D	CBUQ		X																1	3	20	0	0	CBUQ	Bom	0			
550,280	E	CBUQ		X			X													1	3	20	20	0	CBUQ	Bom	0			
550,300	D	CBUQ		X																1	2	20	0	0	CBUQ	Bom	0			
550,320	E	CBUQ		X																1	3	10	0	0	CBUQ	Bom	0			
550,340	D	CBUQ		X																1	2	60	0	0	CBUQ	Bom	0			
550,360	E	CBUQ		X																3	3	30	0	0	CBUQ	Bom	0			
550,380	D	CBUQ		X																1	1	30	0	0	CBUQ	Bom	0			
550,400	E	CBUQ		X	X															2	2	40	0	0	CBUQ	Bom	0			
550,420	D	CBUQ		X			X													2	2	10	40	0	CBUQ	Bom	0			
550,440	E	CBUQ		X																1	2	20	0	0	CBUQ	Bom	0			
550,460	D	CBUQ		X			X													2	2	20	20	0	CBUQ	Bom	2			
550,480	E	CBUQ		X																2	2	60	0	0	CBUQ	Bom	2			
550,500	D	CBUQ		X																1	1	30	0	0	CBUQ	Bom	2			
550,520	E	CBUQ		X																1	1	60	0	0	CBUQ	Bom	2			
550,540	D	CBUQ		X																1	1	30	0	0	CBUQ	Bom	2			
550,560	E	CBUQ		X																1	2	60	0	0	CBUQ	Bom	2			
550,580	D	CBUQ		X																2	2	30	0	0	CBUQ	Bom	2			
550,600	E	CBUQ		X																1	2	60	0	0	CBUQ	Bom	2			
550,620	D	CBUQ		X																1	1	30	0	0	CBUQ	Bom	2			
550,640	E	CBUQ		X																1	2	60	0	0	CBUQ	Bom	2			

INVENTÁRIO DO ESTADO DA SUPERFÍCIE DO PAVIMENTO																											DNIT-PRO 06							
RODOVIA: BR-116 (MG)																		SEGMENTO: 0,000 ao 817,000									DATA: 03/2007							
TRECHO: Div. BA/MG - Div. MG/RJ																		AVALIADOR: Gerson									PISTA: Simples				FOLHA:			
km	Faixa	Pista Tipo Rev.	OK	FC-1			FC-2		FC-3		AF	O	P	EX	D	R	ALC	ATC	DG	Flecha		% de Área			ACOSTAMENTO									
				FI	TTC	TLC	J	TB	JE	E										TRI	TRE	FC-1	FC-2	FC-3	Tipo	Estado	Deg cm	OBS.						
				(1)	(1)	(1)	(2)	(2)	(3)	(3)										(4)	(5)	(5)	(6)	(7)					(8)					
550,660	D	CBUQ		X			X								X					1	1	20	40	0	CBUQ	Bom	2							
550,680	E	CBUQ		X																1	2	80	0	0	CBUQ	Bom	2							
550,700	D	CBUQ		X											X					2	2	30	0	0	CBUQ	Bom	2							
550,720	E	CBUQ		X			X													1	2	20	20	0	CBUQ	Bom	2							
550,740	D	CBUQ		X			X								X					2	2	10	10	0	CBUQ	Bom	2							
550,760	E	CBUQ		X																1	2	10	0	0	CBUQ	Bom	2							
550,780	D	CBUQ		X											X					2	2	30	0	0	CBUQ	Bom	2							
550,800	E	CBUQ		X																1	3	10	0	0	CBUQ	Bom	2							
550,820	D	CBUQ		X																2	2	20	0	0	CBUQ	Bom	2							
550,840	E	CBUQ		X																1	2	10	0	0	CBUQ	Bom	2							
550,860	D	CBUQ		X																2	2	40	0	0	CBUQ	Bom	2							
550,880	E	CBUQ		X																1	2	60	0	0	CBUQ	Bom	2							
550,900	D	CBUQ		X																1	3	20	0	0	CBUQ	Bom	2							
550,920	E	CBUQ		X																1	1	10	0	0	CBUQ	Bom	2							
550,940	D	CBUQ		X																1	1	20	0	0	CBUQ	Bom	2							
550,960	E	CBUQ		X											X					1	1	20	0	0	CBUQ	Bom	2							
550,980	D	CBUQ		X																2	2	20	0	0	CBUQ	Bom	2							
551,000	E	CBUQ		X																1	2	10	0	0	CBUQ	Bom	2							
551,020	D	CBUQ		X																1	2	10	0	0	CBUQ	Bom	2							
551,040	E	CBUQ		X											X					1	2	10	0	0	CBUQ	Bom	2							
551,060	D	CBUQ		X			X								X					2	3	30	30	0	CBUQ	Bom	2							
551,080	E	CBUQ		X		X									X					1	2	30	0	0	CBUQ	Bom	2							
551,100	D	CBUQ		X																1	2	10	0	0	CBUQ	Bom	2							
551,120	E	CBUQ		X											X					1	2	10	10	0	CBUQ	Bom	2							
551,140	D	CBUQ		X			X								X					2	2	20	20	0	CBUQ	Bom	2							
551,160	E	CBUQ		X			X							X	X					2	2	20	20	0	CBUQ	Bom	2							
551,180	D	CBUQ		X																1	1	20	0	0	CBUQ	Bom	2							
551,200	E	CBUQ		X																1	1	40	0	0	CBUQ	Bom	2							
551,220	D	CBUQ		X																1	1	10	0	0	CBUQ	Bom	2							
551,240	E	CBUQ		X																2	2	10	0	0	CBUQ	Bom	2							
551,260	D	CBUQ		X																2	2	10	0	0	CBUQ	Bom	2							
551,280	E	CBUQ		X																1	1	30	0	0	CBUQ	Bom	2							
551,300	D	CBUQ		X			X													2	2	20	20	0	CBUQ	Bom	2							

INVENTÁRIO DO ESTADO DA SUPERFICIE DO PAVIMENTO																										DNIT-PRO 06			
RODOVIA: BR-116 (MG)																		SEGMENTO: 0,000 ao 817,000								DATA: 03/2007			
TRECHO: Div. BA/MG - Div. MG/RJ																		AVALIADOR: Gerson								PISTA: Simples		FOLHA:	
km	Faixa	Pista Tipo Rev.	OK	FC-1			FC-2		FC-3		AF	O	P	EX	D	R	ALC	ATC	DG	Flecha		% de Área			ACOSTAMENTO				
				FI	TTC	TLC	J	TB	JE	E										TRI	TRE	FC-1	FC-2	FC-3	Tipo	Estado	Deg cm	OBS.	
				(1)	(1)	(1)	(2)	(2)	(3)	(3)																			(4)
551,320	E	CBUQ		X			X													1	1	20	20	0	CBUQ	Bom	2		
551,340	D	CBUQ		X									X			X				1	1	30	0	0	CBUQ	Bom	2		
551,360	E	CBUQ		X																1	1	40	0	0	CBUQ	Bom	2		
551,380	D	CBUQ		X									X		X					1	3	40	0	0	CBUQ	Bom	2		
551,400	E	CBUQ		X																1	1	20	0	0	CBUQ	Bom	2		
551,420	D	CBUQ		X																0	1	30	0	0	CBUQ	Bom	2		
551,440	E	CBUQ		X												X				2	2	60	0	0	CBUQ	Bom	2		
551,460	D	CBUQ		X			X									X				3	4	20	20	0	CBUQ	Bom	2		
551,480	E	CBUQ		X																1	1	30	0	0	CBUQ	Bom	2		
551,500	D	CBUQ		X																1	1	20	0	0	CBUQ	Bom	2		
551,520	E	CBUQ		X																2	2	10	0	0	CBUQ	Bom	2		
551,540	D	CBUQ		X																2	2	60	0	0	CBUQ	Bom	2		
551,560	E	CBUQ		X																2	2	40	0	0	CBUQ	Bom	2		
551,580	D	CBUQ		X																2	2	40	0	0	CBUQ	Bom	2		
551,600	E	CBUQ		X																1	2	20	0	0	CBUQ	Bom	2		
551,620	D	CBUQ		X																2	2	20	0	0	CBUQ	Bom	2		
551,640	E	CBUQ		X																1	2	20	0	0	CBUQ	Bom	2		
551,660	D	CBUQ		X																2	2	30	0	0	CBUQ	Bom	2		
551,680	E	CBUQ		X																1	2	20	0	0	CBUQ	Bom	2		
551,700	D	CBUQ		X																2	2	10	0	0	CBUQ	Bom	2		
551,720	E	CBUQ		X																1	2	10	0	0	CBUQ	Bom	2		
551,740	D	CBUQ		X																2	2	20	0	0	CBUQ	Bom	2		
551,760	E	CBUQ		X																1	1	10	0	0	CBUQ	Bom	2		
551,780	D	CBUQ		X																2	2	10	0	0	CBUQ	Bom	2		
551,800	E	CBUQ		X																1	2	10	0	0	CBUQ	Bom	2		
551,820	D	CBUQ		X																2	2	10	0	0	CBUQ	Bom	2		
551,840	E	CBUQ		X																2	2	40	0	0	CBUQ	Bom	2		
551,860	D	CBUQ		X												X				1	2	20	0	0	CBUQ	Bom	2		
551,880	E	CBUQ		X												X				1	2	40	0	0	CBUQ	Bom	2		
551,900	D	CBUQ		X												X				2	2	30	0	0	CBUQ	Bom	2		
551,920	E	CBUQ		X												X				1	1	30	0	0	CBUQ	Bom	2		
551,940	D	CBUQ		X			X								X	X				2	2	30	30	0	CBUQ	Bom	2		
551,960	E	CBUQ		X																1	1	10	0	0	CBUQ	Bom	2		

INVENTÁRIO DO ESTADO DA SUPERFÍCIE DO PAVIMENTO																											DNIT-PRO 06					
RODOVIA: BR-116 (MG)																		SEGMENTO: 0,000 ao 817,000									DATA: 03/2007					
TRECHO: Div. BA/MG - Div. MG/RJ																		AVALIADOR: Gerson									PISTA: Simples			FOLHA:		
km	Faixa	Pista Tipo Rev.	OK	FC-1			FC-2		FC-3		AF	O	P	EX	D	R	ALC	ATC	DG	Flecha		% de Área			ACOSTAMENTO							
				FI	TTC	TLC	J	TB	JE	E										TRI	TRE	FC-1	FC-2	FC-3	Tipo	Estado	Deg cm	OBS.				
				(1)	(1)	(1)	(2)	(2)	(3)	(3)										(4)	(5)	(5)	(6)	(7)	(8)							
551,980	D	CBUQ		X																1	2	30	0	0	CBUQ	Bom	2					
552,000	E	CBUQ		X		X									X					2	2	40	0	0	CBUQ	Bom	2					
552,020	D	CBUQ		X											X					1	1	30	0	0	CBUQ	Bom	2					
552,040	E	CBUQ		X											X					0	1	30	0	0	CBUQ	Bom	2					
552,060	D	CBUQ		X																1	1	30	0	0	CBUQ	Bom	2					
552,080	E	CBUQ		X																1	1	20	0	0	CBUQ	Bom	2					
552,100	D	CBUQ		X																1	1	10	0	0	CBUQ	Bom	2	P.U. Km 64,600 ao				
552,120	E	CBUQ		X																2	2	10	0	0	CBUQ	Bom	2	66,200				
552,140	D	CBUQ		X																2	2	20	0	0	CBUQ	Bom	2					
552,160	E	CBUQ		X																1	1	10	0	0	CBUQ	Bom	2					
552,180	D	CBUQ		X																2	2	20	0	0	CBUQ	Bom	2					
552,200	E	CBUQ		X																2	2	30	0	0	CBUQ	Bom	2					
552,220	D	CBUQ		X																2	2	40	0	0	CBUQ	Bom	2					
552,240	E	CBUQ		X																1	2	60	0	0	CBUQ	Bom	2					
552,260	D	CBUQ		X																2	2	10	0	0	CBUQ	Bom	2					
552,280	E	CBUQ		X																2	2	40	0	0	CBUQ	Bom	2					
552,300	D	CBUQ		X																2	2	60	0	0	CBUQ	Bom	2					
552,320	E	CBUQ		X											X					1	2	10	0	0	CBUQ	Bom	2					
552,340	D	CBUQ		X																2	2	10	0	0	CBUQ	Bom	2					
552,360	E	CBUQ		X																1	2	40	0	0	CBUQ	Bom	2					
552,380	D	CBUQ		X																2	2	10	0	0	CBUQ	Bom	2					
552,400	E	CBUQ		X			X													1	2	20	20	0	CBUQ	Bom	2					
552,420	D	CBUQ		X																2	2	40	0	0	CBUQ	Bom	2					
552,440	E	CBUQ		X																1	2	30	0	0	CBUQ	Bom	2					
552,460	D	CBUQ		X																1	1	10	0	0	CBUQ	Bom	2	Obstáculo				
552,480	E	CBUQ		X																1	2	20	0	0	CBUQ	Bom	2	km 54,906				
552,500	D	CBUQ		X																2	2	40	0	0	CBUQ	Bom	2					
552,520	E	CBUQ		X										X	X					2	2	30	0	0	CBUQ	Bom	2					
552,540	D	CBUQ		X																2	2	30	0	0	CBUQ	Bom	2					
552,560	E	CBUQ		X																1	2	10	0	0	CBUQ	Bom	2					
552,580	D	CBUQ		X																2	2	10	0	0	CBUQ	Bom	2					
552,600	E	CBUQ		X																2	2	10	0	0	CBUQ	Bom	2					
552,620	D	CBUQ		X																2	2	10	0	0	CBUQ	Bom	2					

INVENTÁRIO DO ESTADO DA SUPERFÍCIE DO PAVIMENTO																											DNIT-PRO 06					
RODOVIA: BR-116 (MG)																		SEGMENTO: 0,000 ao 817,000									DATA: 03/2007					
TRECHO: Div. BA/MG - Div. MG/RJ																		AVALIADOR: Gerson									PISTA: Simples			FOLHA:		
km	Faixa	Pista Tipo Rev.	OK	FC-1			FC-2		FC-3		AF	O	P	EX	D	R	ALC	ATC	DG	Flecha		% de Área			ACOSTAMENTO							
				FI	TTC	TLC	J	TB	JE	E										TRI	TRE	FC-1	FC-2	FC-3	Tipo	Estado	Deg cm	OBS.				
				(1)	(1)	(1)	(2)	(2)	(3)	(3)										(4)	(5)	(5)	(6)	(7)					(8)			
552,640	E	CBUQ		X																1	2	10	0	0	CBUQ	Bom	2					
552,660	D	CBUQ																		2	2	0	0	0	CBUQ	Bom	2					
552,680	E	CBUQ																		2	2	0	0	0	CBUQ	Bom	2					
552,700	D	CBUQ																		2	2	0	0	0	CBUQ	Bom	2					
552,720	E	CBUQ		X																1	2	10	0	0	CBUQ	Bom	2					
552,740	D	CBUQ													X					2	2	0	0	0	CBUQ	Bom	2					
552,760	E	CBUQ		X																1	2	10	0	0	CBUQ	Bom	2					
552,780	D	CBUQ		X										X	X					2	2	40	0	0	CBUQ	Bom	2					
552,800	E	CBUQ		X																2	2	60	0	0	CBUQ	Bom	2					
552,820	D	CBUQ		X			X													2	2	20	40	0	CBUQ	Bom	2					
552,840	E	CBUQ		X																1	3	60	0	0	CBUQ	Bom	2					
552,860	D	CBUQ		X									X		X					2	2	40	0	0	CBUQ	Bom	2					
552,880	E	CBUQ		X			X						X							1	2	20	20	0	CBUQ	Bom	2					
552,900	D	CBUQ		X																1	1	30	0	0	CBUQ	Bom	2					
552,920	E	CBUQ		X										X						2	2	30	0	0	CBUQ	Bom	2					
552,940	D	CBUQ		X																1	2	30	0	0	CBUQ	Bom	2					
552,960	E	CBUQ		X																1	3	20	0	0	CBUQ	Bom	2	Obstáculo				
552,980	D	CBUQ		X																1	1	10	0	0	CBUQ	Bom	2	km 65,331				
553,000	E	CBUQ		X											X					2	2	10	0	0	CBUQ	Bom	2					
553,020	D	CBUQ		X									X		X					1	1	20	0	0	CBUQ	Bom	2					
553,040	E	CBUQ																		1	2	0	0	0	CBUQ	Bom	2					
553,060	D	CBUQ		X			X								X					1	2	20	20	0	CBUQ	Bom	2					
553,080	E	CBUQ		X																1	2	30	0	0	CBUQ	Bom	2					
553,100	D	CBUQ		X										X	X					2	2	20	0	0	CBUQ	Bom	2					
553,120	E	CBUQ																		2	2	0	0	0	CBUQ	Bom	2					
553,140	D	CBUQ		X											X					1	2	30	0	0	CBUQ	Bom	2					
553,160	E	CBUQ		X																2	2	10	0	0	CBUQ	Bom	2					
553,180	D	CBUQ		X																2	2	40	0	0	CBUQ	Bom	2					
553,200	E	CBUQ		X											X					1	1	20	0	0	CBUQ	Bom	2					
553,220	D	CBUQ		X																2	2	10	0	0	CBUQ	Bom	2					
553,240	E	CBUQ		X			X													2	2	20	30	0	CBUQ	Bom	2					
553,260	D	CBUQ		X										X	X					2	2	30	0	0	CBUQ	Bom	2					
553,280	E	CBUQ		X																2	2	20	0	0	CBUQ	Bom	2					

INVENTÁRIO DO ESTADO DA SUPERFÍCIE DO PAVIMENTO																										DNIT-PRO 06			
RODOVIA: BR-116 (MG)																		SEGMENTO: 0,000 ao 817,000								DATA: 03/2007			
TRECHO: Div. BA/MG - Div. MG/RJ																		AVALIADOR: Gerson								PISTA: Simples		FOLHA:	
km	Faixa	Pista Tipo Rev.	OK	FC-1			FC-2		FC-3		AF	O	P	EX	D	R	ALC	ATC	DG	Flecha mm		% de Área			ACOSTAMENTO				
				FI	TTC	TLC	J	TB	JE	E										TRI	TRE	FC-1	FC-2	FC-3	Tipo	Estado	Deg cm	OBS.	
				(1)	(1)	(1)	(2)	(2)	(3)	(3)										(4)	(5)	(5)	(6)	(7)	(8)				
553,300	D	CBUQ		X									X							3	3	30	0	0	CBUQ	Bom	2		
553,320	E	CBUQ		X																2	2	30	0	0	CBUQ	Bom	2		
553,340	D	CBUQ		X																2	2	30	0	0	CBUQ	Bom	2		
553,360	E	CBUQ		X																1	2	20	0	0	CBUQ	Bom	2		
553,380	D	CBUQ		X																1	2	40	0	0	CBUQ	Bom	2		
553,400	E	CBUQ		X	X	X	X													2	2	30	30	0	CBUQ	Bom	2		
553,420	D	CBUQ		X																2	2	10	0	0	CBUQ	Bom	2		
553,440	E	CBUQ		X																1	2	20	0	0	CBUQ	Bom	2		
553,460	D	CBUQ		X																1	1	20	0	0	CBUQ	Bom	2		
553,480	E	CBUQ		X																1	2	40	0	0	CBUQ	Bom	2		
553,500	D	CBUQ		X																1	2	20	0	0	CBUQ	Bom	2		
553,520	E	CBUQ		X																1	2	10	0	0	CBUQ	Bom	2		
553,540	D	CBUQ		X																2	2	40	0	0	CBUQ	Bom	2		
553,560	E	CBUQ		X			X								X					3	3	30	30	0	CBUQ	Bom	2		
553,580	D	CBUQ		X																2	2	30	0	0	CBUQ	Bom	2		
553,600	E	CBUQ		X																2	2	30	0	0	CBUQ	Bom	2		
553,620	D	CBUQ		X																2	2	20	0	0	CBUQ	Bom	2		
553,640	E	CBUQ		X																1	1	60	0	0	CBUQ	Bom	2		
553,660	D	CBUQ		X																2	2	20	0	0	CBUQ	Bom	2		
553,680	E	CBUQ		X	X	X														1	2	30	0	0	CBUQ	Bom	2		
553,700	D	CBUQ		X												X				1	2	10	0	0	CBUQ	Bom	2		
553,720	E	CBUQ		X			X													2	2	20	20	0	CBUQ	Bom	2		
553,740	D	CBUQ														X				2	2	0	0	0	CBUQ	Bom	2		
553,760	E	CBUQ		X			X													1	2	30	20	0	CBUQ	Bom	2		
553,780	D	CBUQ																		2	2	0	0	0	CBUQ	Bom	2		
553,800	E	CBUQ		X																1	2	80	0	0	CBUQ	Bom	2		
553,820	D	CBUQ		X																2	2	60	0	0	CBUQ	Bom	2		
553,840	E	CBUQ		X																1	2	20	0	0	CBUQ	Bom	2		
553,860	D	CBUQ		X																2	2	40	0	0	CBUQ	Bom	2		
553,880	E	CBUQ		X			X								X	X				2	2	40	40	0	CBUQ	Bom	2		
553,900	D	CBUQ		X																2	2	10	0	0	CBUQ	Bom	2		
553,920	E	CBUQ		X																2	2	60	0	0	CBUQ	Bom	2		
553,940	D	CBUQ		X																2	2	20	0	0	CBUQ	Bom	2		

INVENTÁRIO DO ESTADO DA SUPERFÍCIE DO PAVIMENTO																											DNIT-PRO 06					
RODOVIA: BR-116 (MG)																		SEGMENTO: 0,000 ao 817,000									DATA: 03/2007					
TRECHO: Div. BA/MG - Div. MG/RJ																		AVALIADOR: Gerson									PISTA: Simples			FOLHA:		
km	Faixa	Pista Tipo Rev.	OK	FC-1			FC-2		FC-3		AF	O	P	EX	D	R	ALC	ATC	DG	Flecha		% de Área			ACOSTAMENTO							
				FI	TTC	TLC	J	TB	JE	E										TRI	TRE	FC-1	FC-2	FC-3	Tipo	Estado	Deg	OBS.				
				(1)	(1)	(1)	(2)	(2)	(3)	(3)										(4)	(5)	(5)	(6)	(7)	(8)	cm						
553,960	E	CBUQ		X																1	2	50	0	0	CBUQ	Bom	2					
553,980	D	CBUQ		X																2	2	30	0	0	CBUQ	Bom	2					
554,000	E	CBUQ		X																1	2	30	0	0	CBUQ	Bom	2					
554,020	D	CBUQ		X																2	2	10	0	0	CBUQ	Bom	2					
554,040	E	CBUQ		X																2	2	30	0	0	CBUQ	Bom	2					
554,060	D	CBUQ		X																2	2	30	0	0	CBUQ	Bom	2					
554,080	E	CBUQ		X																2	2	10	0	0	CBUQ	Bom	2					
554,100	D	CBUQ		X																2	2	30	0	0	CBUQ	Bom	2					
554,120	E	CBUQ		X																2	2	30	0	0	CBUQ	Bom	2					
554,140	D	CBUQ		X																2	2	20	0	0	CBUQ	Bom	2					
554,160	E	CBUQ		X																1	2	30	0	0	CBUQ	Bom	2					
554,180	D	CBUQ		X																2	2	40	0	0	CBUQ	Bom	2					
554,200	E	CBUQ		X																2	2	40	0	0	CBUQ	Bom	2					
554,220	D	CBUQ		X																1	2	30	0	0	CBUQ	Bom	2					
554,240	E	CBUQ		X																2	2	40	0	0	CBUQ	Bom	2					
554,260	D	CBUQ		X																2	2	20	0	0	CBUQ	Bom	2					
554,280	E	CBUQ		X																2	2	10	0	0	CBUQ	Bom	2					
554,300	D	CBUQ		X																2	2	10	0	0	CBUQ	Bom	2					
554,320	E	CBUQ		X																2	2	10	0	0	CBUQ	Bom	2					
554,340	D	CBUQ		X																1	1	10	0	0	CBUQ	Bom	2					
554,360	E	CBUQ		X																1	2	10	0	0	CBUQ	Bom	2					
554,380	D	CBUQ		X																2	2	10	0	0	CBUQ	Bom	2					
554,400	E	CBUQ		X			X									X				2	2	10	20	0	CBUQ	Bom	2					
554,420	D	CBUQ		X																2	2	10	0	0	CBUQ	Bom	2					
554,440	E	CBUQ		X			X								X	X				3	3	30	30	0	CBUQ	Bom	2					
554,460	D	CBUQ		X																1	1	40	0	0	CBUQ	Bom	0					
554,480	E	CBUQ		X			X									X				1	1	20	30	0	CBUQ	Bom	0					
554,500	D	CBUQ		X												X				2	2	30	0	0	CBUQ	Bom	0					
554,520	E	CBUQ		X			X								X	X				2	2	20	30	0	CBUQ	Bom	0					
554,540	D	CBUQ		X			X									X				2	2	20	40	0	CBUQ	Bom	0					
554,560	E	CBUQ		X																1	1	40	0	0	CBUQ	Bom	0					
554,580	D	CBUQ		X																2	2	30	0	0	CBUQ	Bom	0					
554,600	E	CBUQ		X			X								X	X				2	2	20	20	0	CBUQ	Bom	0					

INVENTÁRIO DO ESTADO DA SUPERFÍCIE DO PAVIMENTO																									DNIT-PRO 06				
RODOVIA: BR-116 (MG)										SEGMENTO: 0,000 ao 817,000															DATA: 03/2007				
TRECHO: Div. BA/MG - Div. MG/RJ										AVALIADOR: Gerson										PISTA: Simples					FOLHA:				
km	Faixa	Pista Tipo Rev.	OK	FC-1			FC-2		FC-3		AF	O	P	EX	D	R	ALC	ATC	DG	Flecha mm		% de Área			ACOSTAMENTO				
				FI	TTC	TLC	J	TB	JE	E										TRI	TRE	FC-1	FC-2	FC-3	Tipo	Estado	Deg cm	OBS.	
				(1)	(1)	(1)	(2)	(2)	(3)	(3)										(4)	(5)	(5)	(6)	(7)	(8)				
554,620	D	CBUQ		X										X	X					2	2	40	0	0	CBUQ	Bom	0		
554,640	E	CBUQ		X										X	X					1	1	10	0	0	CBUQ	Bom	0		
554,660	D	CBUQ		X																1	1	10	0	0	CBUQ	Bom	0		
554,680	E	CBUQ		X																1	2	10	0	0	CBUQ	Bom	0		
554,700	D	CBUQ		X																1	1	10	0	0	CBUQ	Bom	0		
554,720	E	CBUQ		X																1	1	20	0	0	CBUQ	Bom	0		
554,740	D	CBUQ		X																1	1	20	0	0	CBUQ	Bom	0		
554,760	E	CBUQ		X																1	1	30	0	0	CBUQ	Bom	0		
554,780	D	CBUQ		X																1	1	30	0	0	CBUQ	Bom	0		
554,800	E	CBUQ		X																1	1	20	0	0	CBUQ	Bom	0		
554,820	D	CBUQ		X																1	1	30	0	0	CBUQ	Bom	0		
554,840	E	CBUQ		X																1	1	20	0	0	CBUQ	Bom	0		
554,860	D	CBUQ		X	X															1	1	20	0	0	CBUQ	Bom	0		
554,880	E	CBUQ		X			X													1	2	20	20	0	CBUQ	Bom	0		
554,900	D	CBUQ		X																1	1	10	0	0	CBUQ	Bom	0		
554,920	E	CBUQ		X																1	1	20	0	0	CBUQ	Bom	0		
554,940	D	CBUQ		X																1	1	30	0	0	CBUQ	Bom	0		
554,960	E	CBUQ		X																2	2	10	0	0	CBUQ	Bom	2		
554,980	D	CBUQ		X																1	1	20	0	0	CBUQ	Bom	2		
555,000	E	CBUQ		X																1	2	20	0	0	CBUQ	Bom	2		
555,020	D	CBUQ		X																1	1	20	0	0	CBUQ	Bom	2		
555,040	E	CBUQ		X			X													2	2	20	20	0	CBUQ	Bom	2		
555,060	D	CBUQ		X																1	1	20	0	0	CBUQ	Bom	2		
555,080	E	CBUQ		X			X													1	2	20	30	0	CBUQ	Bom	2		
555,100	D	CBUQ		X																1	1	10	0	0	CBUQ	Bom	2		
555,120	E	CBUQ		X			X													1	1	20	20	0	CBUQ	Bom	2		
555,140	D	CBUQ		X																1	1	10	0	0	CBUQ	Bom	2		
555,160	E	CBUQ		X																1	1	10	0	0	CBUQ	Bom	2		
555,180	D	CBUQ		X																2	2	30	0	0	CBUQ	Bom	2		
555,200	E	CBUQ		X																1	1	30	0	0	CBUQ	Bom	2		
555,220	D	CBUQ		X																1	1	20	0	0	CBUQ	Bom	2		
555,240	E	CBUQ		X	X	X														1	1	30	0	0	CBUQ	Bom	2		
555,260	D	CBUQ		X																1	1	30	0	0	CBUQ	Bom	2		

INVENTÁRIO DO ESTADO DA SUPERFÍCIE DO PAVIMENTO																											DNIT-PRO 06					
RODOVIA: BR-116 (MG)																	SEGMENTO: 0,000 ao 817,000										DATA: 03/2007					
TRECHO: Div. BA/MG - Div. MG/RJ																	AVALIADOR: Gerson										PISTA: Simples			FOLHA:		
km	Faixa	Pista Tipo Rev.	OK	FC-1			FC-2		FC-3		AF	O	P	EX	D	R	ALC	ATC	DG	Flecha		% de Área			ACOSTAMENTO							
				FI	TTC	TLC	J	TB	JE	E										TRI	TRE	FC-1	FC-2	FC-3	Tipo	Estado	Deg	OBS.				
				(1)	(1)	(1)	(2)	(2)	(3)	(3)										(4)	(5)	(5)	(6)	(7)	(8)					cm		
555,280	E	CBUQ		X	X	X														1	1	50	0	0	CBUQ	Bom	2					
555,300	D	CBUQ		X																1	1	20	0	0	CBUQ	Bom	2					
555,320	E	CBUQ		X																0	1	30	0	0	CBUQ	Bom	2					
555,340	D	CBUQ		X																1	1	30	0	0	CBUQ	Bom	2					
555,360	E	CBUQ		X																1	1	30	0	0	CBUQ	Bom	2					
555,380	D	CBUQ		X																2	2	10	0	0	CBUQ	Bom	2					
555,400	E	CBUQ		X																1	2	50	0	0	CBUQ	Bom	2					
555,420	D	CBUQ		X																2	2	20	0	0	CBUQ	Bom	2					
555,440	E	CBUQ		X			X													1	2	20	20	0	CBUQ	Bom	2					
555,460	D	CBUQ		X										X						1	1	10	0	0	CBUQ	Bom	2					
555,480	E	CBUQ		X			X													1	2	10	10	0	CBUQ	Bom	2					
555,500	D	CBUQ		X										X						2	2	40	0	0	CBUQ	Bom	2					
555,520	E	CBUQ		X	X	X														2	2	30	0	0	CBUQ	Bom	2					
555,540	D	CBUQ		X										X						2	2	20	0	0	CBUQ	Bom	2					
555,560	E	CBUQ		X																1	2	30	0	0	CBUQ	Bom	2					
555,580	D	CBUQ		X																1	1	30	0	0	CBUQ	Bom	2					
555,600	E	CBUQ		X			X													1	2	20	40	0	CBUQ	Bom	2					
555,620	D	CBUQ		X																2	2	30	0	0	CBUQ	Bom	2					
555,640	E	CBUQ		X																1	1	10	0	0	CBUQ	Bom	2					
555,660	D	CBUQ		X																1	1	30	0	0	CBUQ	Bom	2					
555,680	E	CBUQ		X										X						1	2	10	0	0	CBUQ	Bom	2					
555,700	D	CBUQ		X																1	1	10	0	0	CBUQ	Bom	2					
555,720	E	CBUQ		X																1	1	30	0	0	CBUQ	Bom	2					
555,740	D	CBUQ																		1	1	0	0	0	CBUQ	Bom	2					
555,760	E	CBUQ		X																1	2	40	0	0	CBUQ	Bom	2					
555,780	D	CBUQ		X																1	1	40	0	0	CBUQ	Bom	2					
555,800	E	CBUQ		X																1	2	30	0	0	CBUQ	Bom	2					
555,820	D	CBUQ		X																1	1	40	0	0	CBUQ	Bom	2					
555,840	E	CBUQ		X			X						X							1	2	20	40	0	CBUQ	Bom	2					
555,860	D	CBUQ		X																1	1	30	0	0	CBUQ	Bom	2					
555,880	E	CBUQ		X	X	X	X							X						1	1	20	20	0	CBUQ	Bom	2					
555,900	D	CBUQ		X																1	2	30	0	0	CBUQ	Bom	2					
555,920	E	CBUQ		X			X						X							1	2	30	30	0	CBUQ	Bom	2					

INVENTÁRIO DO ESTADO DA SUPERFICIE DO PAVIMENTO																												DNIT-PRO 06			
RODOVIA: BR-116 (MG)																	SEGMENTO: 0,000 ao 817,000											DATA: 03/2007			
TRECHO: Div. BA/MG - Div. MG/RJ																	AVALIADOR: Gerson											PISTA: Simples		FOLHA:	
km	Faixa	Pista Tipo Rev.	OK	FC-1			FC-2		FC-3		AF	O	P	EX	D	R	ALC	ATC	DG	Flecha		% de Área			ACOSTAMENTO						
				FI	TTC	TLC	J	TB	JE	E										TRI	TRE	FC-1	FC-2	FC-3	Tipo	Estado	Deg	OBS.			
				(1)	(1)	(1)	(2)	(2)	(3)	(3)										(4)	(5)	(5)	(6)	(7)	(8)	cm					
555,940	D	CBUQ		X																1	1	10	0	0	CBUQ	Bom	2				
555,960	E	CBUQ		X										X						1	1	4	0	0	CBUQ	Bom	2				
555,980	D	CBUQ		X																1	1	10	0	0	CBUQ	Bom	2				
556,000	E	CBUQ		X			X													1	1	20	60	0	CBUQ	Bom	2				
556,020	D	CBUQ		X																1	1	20	0	0	CBUQ	Bom	2				
556,040	E	CBUQ		X			X													1	1	20	60	0	CBUQ	Bom	2				
556,060	D	CBUQ		X																1	1	10	0	0	CBUQ	Ruim	2				
556,080	E	CBUQ		X			X													1	1	40	0	0	CBUQ	Ruim	2				
556,100	D	CBUQ		X																1	1	20	0	0	CBUQ	Ruim	2				
556,120	E	CBUQ		X																1	2	60	0	0	CBUQ	Ruim	2				
556,140	D	CBUQ		X										X						1	1	30	0	0	CBUQ	Ruim	2				
556,160	E	CBUQ		X			X													1	1	10	10	0	CBUQ	Ruim	2				
556,180	D	CBUQ		X																1	2	40	0	0	CBUQ	Ruim	2				
556,200	E	CBUQ		X																1	2	30	0	0	CBUQ	Ruim	2				
556,220	D	CBUQ		X																1	2	10	0	0	CBUQ	Ruim	2				
556,240	E	CBUQ		X																1	1	20	0	0	CBUQ	Ruim	2				
556,260	D	CBUQ		X		X														1	2	10	0	0	CBUQ	Ruim	2				
556,280	E	CBUQ		X																1	1	10	0	0	CBUQ	Ruim	2				
556,300	D	CBUQ		X																1	1	10	0	0	CBUQ	Ruim	2				
556,320	E	CBUQ		X		X														1	1	20	0	0	CBUQ	Ruim	2				
556,340	D	CBUQ		X																1	1	20	0	0	CBUQ	Ruim	2				
556,360	E	CBUQ		X																1	1	10	0	0	CBUQ	Ruim	2				
556,380	D	CBUQ		X		X								X	X					1	1	20	0	0	CBUQ	Ruim	2				
556,400	E	CBUQ		X																1	1	10	0	0	CBUQ	Ruim	2				
556,420	D	CBUQ		X																1	1	10	0	0	CBUQ	Ruim	2				
556,440	E	CBUQ		X																1	2	30	0	0	CBUQ	Ruim	2				
556,460	D	CBUQ		X																2	1	10	0	0	CBUQ	Ruim	2				
556,480	E	CBUQ		X																1	1	20	0	0	CBUQ	Ruim	2				
556,500	D	CBUQ		X																2	2	40	0	0	CBUQ	Ruim	2				
556,520	E	CBUQ		X																1	2	20	0	0	CBUQ	Ruim	2				
556,540	D	CBUQ		X																1	1	20	0	0	CBUQ	Ruim	2				
556,560	E	CBUQ		X																1	2	40	0	0	CBUQ	Ruim	2				
556,580	D	CBUQ		X																2	2	40	0	0	CBUQ	Ruim	2				

INVENTÁRIO DO ESTADO DA SUPERFÍCIE DO PAVIMENTO																											DNIT-PRO 06					
RODOVIA: BR-116 (MG)																		SEGMENTO: 0,000 ao 817,000									DATA: 03/2007					
TRECHO: Div. BA/MG - Div. MG/RJ																		AVALIADOR: Gerson									PISTA: Simples			FOLHA:		
km	Faixa	Pista Tipo Rev.	OK	FC-1			FC-2		FC-3		AF	O	P	EX	D	R	ALC	ATC	DG	Flecha		% de Área			ACOSTAMENTO							
				FI	TTC	TLC	J	TB	JE	E										TRI	TRE	FC-1	FC-2	FC-3	Tipo	Estado	Deg	OBS.				
				(1)	(1)	(1)	(2)	(2)	(3)	(3)										(4)	(5)	(5)	(6)	(7)	(8)					cm		
556,600	E	CBUQ		X																1	1	20	0	0	CBUQ	Ruim	2					
556,620	D	CBUQ		X																1	1	40	0	0	CBUQ	Ruim	2					
556,640	E	CBUQ		X																1	1	30	0	0	CBUQ	Ruim	2					
556,660	D	CBUQ		X																1	1	20	0	0	CBUQ	Ruim	2					
556,680	E	CBUQ		X																1	2	60	0	0	CBUQ	Ruim	2					
556,700	D	CBUQ		X																1	1	20	0	0	CBUQ	Ruim	2					
556,720	E	CBUQ		X																1	2	20	0	0	CBUQ	Ruim	2					
556,740	D	CBUQ		X																1	1	20	0	0	CBUQ	Ruim	2					
556,760	E	CBUQ		X		X														1	1	10	0	0	CBUQ	Ruim	2					
556,780	D	CBUQ		X																1	1	10	0	0	CBUQ	Ruim	2					
556,800	E	CBUQ		X		X														1	1	30	0	0	CBUQ	Ruim	2					
556,820	D	CBUQ		X																1	1	10	0	0	CBUQ	Ruim	2					
556,840	E	CBUQ		X																1	1	40	0	0	CBUQ	Ruim	2					
556,860	D	CBUQ		X																1	1	30	0	0	CBUQ	Ruim	2					
556,880	E	CBUQ		X											X					1	1	30	0	0	CBUQ	Ruim	2					
556,900	D	CBUQ		X																1	1	30	0	0	CBUQ	Ruim	2					
556,920	E	CBUQ		X			X													1	1	20	20	0	CBUQ	Ruim	2					
556,940	D	CBUQ		X																1	1	20	0	0	CBUQ	Ruim	2					
556,960	E	CBUQ		X	X	X														1	1	40	0	0	CBUQ	Bom	2					
556,980	D	CBUQ		X																2	2	40	0	0	CBUQ	Bom	2					
557,000	E	CBUQ		X																2	2	20	0	0	CBUQ	Bom	2					
557,020	D	CBUQ		X																2	2	20	0	0	CBUQ	Bom	2					
557,040	E	CBUQ		X																2	2	10	0	0	CBUQ	Bom	2					
557,060	D	CBUQ		X																2	2	10	0	0	CBUQ	Bom	2					
557,080	E	CBUQ		X																1	2	10	0	0	CBUQ	Bom	2					
557,100	D	CBUQ		X																2	2	40	0	0	CBUQ	Bom	2					
557,120	E	CBUQ		X																1	1	10	0	0	CBUQ	Bom	2					
557,140	D	CBUQ		X											X					1	1	10	0	0	CBUQ	Bom	2					
557,160	E	CBUQ		X									X							2	2	20	0	0	CBUQ	Bom	2					
557,180	D	CBUQ		X										X						2	2	30	0	0	CBUQ	Bom	2					
557,200	E	CBUQ		X																1	2	30	0	0	CBUQ	Bom	2					
557,220	D	CBUQ		X																2	2	60	0	0	CBUQ	Bom	2					
557,240	E	CBUQ		X																1	2	30	0	0	CBUQ	Bom	2					

INVENTÁRIO DO ESTADO DA SUPERFÍCIE DO PAVIMENTO																											DNIT-PRO 06					
RODOVIA: BR-116 (MG)																		SEGMENTO: 0,000 ao 817,000									DATA: 03/2007					
TRECHO: Div. BA/MG - Div. MG/RJ																		AVALIADOR: Gerson									PISTA: Simples			FOLHA:		
km	Faixa	Pista Tipo Rev.	OK	FC-1			FC-2		FC-3		AF	O	P	EX	D	R	ALC	ATC	DG	Flecha		% de Área			ACOSTAMENTO							
				FI	TTC	TLC	J	TB	JE	E										TRI	TRE	FC-1	FC-2	FC-3	Tipo	Estado	Deg cm	OBS.				
				(1)	(1)	(1)	(2)	(2)	(3)	(3)																			(4)	(5)	(5)	(6)
557,260	D	CBUQ		X																2	2	20	0	0	CBUQ	Bom	2					
557,280	E	CBUQ																		1	2	0	0	0	CBUQ	Bom	2					
557,300	D	CBUQ		X																2	2	30	0	0	CBUQ	Bom	2					
557,320	E	CBUQ		X																1	2	30	0	0	CBUQ	Bom	2					
557,340	D	CBUQ		X																1	1	60	0	0	CBUQ	Bom	2					
557,360	E	CBUQ		X																2	2	60	0	0	CBUQ	Bom	2					
557,380	D	CBUQ		X																1	1	30	0	0	CBUQ	Bom	2					
557,400	E	CBUQ		X																2	2	20	0	0	CBUQ	Bom	2					
557,420	D	CBUQ		X																2	2	20	0	0	CBUQ	Bom	2					
557,440	E	CBUQ		X																1	2	60	0	0	CBUQ	Bom	2					
557,460	D	CBUQ		X																1	1	10	0	0	CBUQ	Bom	2					
557,480	E	CBUQ		X																1	2	50	0	0	CBUQ	Bom	2					
557,500	D	CBUQ		X																2	2	20	0	0	CBUQ	Bom	2					
557,520	E	CBUQ		X																2	2	60	0	0	CBUQ	Bom	2					
557,540	D	CBUQ		X																2	2	40	0	0	CBUQ	Bom	2					
557,560	E	CBUQ		X																1	1	20	0	0	CBUQ	Bom	2					
557,580	D	CBUQ		X																2	2	20	0	0	CBUQ	Bom	2					
557,600	E	CBUQ		X																1	1	30	0	0	CBUQ	Bom	2					
557,620	D	CBUQ		X																2	2	10	0	0	CBUQ	Bom	2					
557,640	E	CBUQ		X											X					1	2	70	0	0	CBUQ	Bom	2					
557,660	D	CBUQ		X																1	2	30	0	0	CBUQ	Bom	2					
557,680	E	CBUQ		X											X					1	2	30	0	0	CBUQ	Bom	2					
557,700	D	CBUQ		X																2	2	60	0	0	CBUQ	Bom	2					
557,720	E	CBUQ																		1	1	0	0	0	CBUQ	Bom	2					
557,740	D	CBUQ		X																2	2	40	0	0	CBUQ	Bom	2					
557,760	E	CBUQ		X																1	1	20	0	0	CBUQ	Bom	2					
557,780	D	CBUQ		X																2	2	20	0	0	CBUQ	Bom	2					
557,800	E	CBUQ		X																2	2	60	0	0	CBUQ	Bom	2					
557,820	D	CBUQ		X																2	2	20	0	0	CBUQ	Bom	2					
557,840	E	CBUQ		X																2	2	30	0	0	CBUQ	Bom	2					
557,860	D	CBUQ		X																2	2	10	0	0	CBUQ	Bom	2					
557,880	E	CBUQ		X																1	2	10	0	0	CBUQ	Bom	2					
557,900	D	CBUQ		X																1	1	10	0	0	CBUQ	Bom	2					

INVENTÁRIO DO ESTADO DA SUPERFÍCIE DO PAVIMENTO																										DNIT-PRO 06		
RODOVIA: BR-116 (MG)												SEGMENTO: 0,000 ao 817,000												DATA: 03/2007				
TRECHO: Div. BA/MG - Div. MG/RJ												AVALIADOR: Gerson												PISTA: Simples		FOLHA:		
km	Faixa	Pista Tipo Rev.	OK	FC-1			FC-2		FC-3		AF	O	P	EX	D	R	ALC	ATC	DG	Flecha mm		% de Área			ACOSTAMENTO			
				FI	TTC	TLC	J	TB	JE	E										TRI	TRE	FC-1	FC-2	FC-3	Tipo	Estado	Deg cm	OBS.
				(1)	(1)	(1)	(2)	(2)	(3)	(3)										(4)	(5)	(5)	(6)	(7)				
557,920	E	CBUQ		X																1	2	20	0	0	CBUQ	Bom	2	
557,940	D	CBUQ		X																1	1	10	0	0	CBUQ	Bom	2	
557,960	E	CBUQ		X																0	1	10	0	0	CBUQ	Bom	0	
557,980	D	CBUQ		X																1	1	10	0	0	CBUQ	Bom	0	
558,000	E	CBUQ		X																1	1	20	0	0	CBUQ	Bom	0	
558,020	D	CBUQ		X																1	1	10	0	0	CBUQ	Bom	0	
558,040	E	CBUQ		X																1	1	60	0	0	CBUQ	Bom	0	
558,060	D	CBUQ		X																1	1	20	0	0	CBUQ	Bom	0	
558,080	E	CBUQ		X										X	X					1	2	30	0	0	CBUQ	Bom	0	
558,100	D	CBUQ		X																2	2	10	0	0	CBUQ	Bom	0	
558,120	E	CBUQ		X																2	2	20	0	0	CBUQ	Bom	0	
558,140	D	CBUQ		X																2	2	30	0	0	CBUQ	Bom	0	
558,160	E	CBUQ		X																2	2	10	0	0	CBUQ	Bom	0	
558,180	D	CBUQ																		2	2	0	0	0	CBUQ	Bom	0	
558,200	E	CBUQ		X																1	1	30	0	0	CBUQ	Bom	0	
558,220	D	CBUQ		X																2	2	20	0	0	CBUQ	Bom	0	
558,240	E	CBUQ		X	X	X							X		X					2	2	50	0	0	CBUQ	Bom	0	
558,260	D	CBUQ		X																1	1	30	0	0	CBUQ	Bom	0	
558,280	E	CBUQ		X		X									X					2	2	30	0	0	CBUQ	Bom	0	
558,300	D	CBUQ		X																2	2	10	0	0	CBUQ	Bom	0	
558,320	E	CBUQ		X																1	2	50	0	0	CBUQ	Bom	0	
558,340	D	CBUQ		X																2	2	40	0	0	CBUQ	Bom	0	
558,360	E	CBUQ		X																2	2	80	0	0	CBUQ	Bom	0	
558,380	D	CBUQ		X																2	2	70	0	0	CBUQ	Bom	0	
558,400	E	CBUQ		X																2	2	80	0	0	CBUQ	Bom	0	
558,420	D	CBUQ		X																1	1	20	0	0	CBUQ	Bom	0	
558,440	E	CBUQ		X																2	2	20	0	0	CBUQ	Bom	0	
558,460	D	CBUQ		X									X							1	1	20	0	0	CBUQ	Bom	0	
558,480	E	CBUQ		X																1	1	10	0	0	CBUQ	Bom	0	
558,500	D	CBUQ		X																1	1	10	0	0	CBUQ	Bom	0	
558,520	E	CBUQ		X																1	1	10	0	0	CBUQ	Bom	0	
558,540	D	CBUQ																		1	1	0	0	0	CBUQ	Bom	0	
558,560	E	CBUQ		X																1	1	10	0	0	CBUQ	Bom	0	

INVENTÁRIO DO ESTADO DA SUPERFÍCIE DO PAVIMENTO																											DNIT-PRO 06					
RODOVIA: BR-116 (MG)																		SEGMENTO: 0,000 ao 817,000									DATA: 03/2007					
TRECHO: Div. BA/MG - Div. MG/RJ																		AVALIADOR: Gerson									PISTA: Simples			FOLHA:		
km	Faixa	Pista Tipo Rev.	OK	FC-1			FC-2		FC-3		AF	O	P	EX	D	R	ALC	ATC	DG	Flecha		% de Área			ACOSTAMENTO							
				FI	TTC	TLC	J	TB	JE	E										TRI	TRE	FC-1	FC-2	FC-3	Tipo	Estado	Deg	OBS.				
				(1)	(1)	(1)	(2)	(2)	(3)	(3)										(4)	(5)	(5)	(6)	(7)	(8)					cm		
558,580	D	CBUQ		X																1	1	20	0	0	CBUQ	Bom	0					
558,600	E	CBUQ		X																1	1	10	0	0	CBUQ	Bom	0					
558,620	D	CBUQ		X																1	1	20	0	0	CBUQ	Bom	0					
558,640	E	CBUQ		X																1	1	20	0	0	CBUQ	Bom	0					
558,660	D	CBUQ		X																1	1	20	0	0	CBUQ	Bom	0					
558,680	E	CBUQ		X																2	2	50	0	0	CBUQ	Bom	0					
558,700	D	CBUQ		X																2	2	40	0	0	CBUQ	Bom	0					
558,720	E	CBUQ		X										X	X					1	2	60	0	0	CBUQ	Bom	0					
558,740	D	CBUQ		X																1	1	20	0	0	CBUQ	Bom	0					
558,760	E	CBUQ		X																2	1	80	0	0	CBUQ	Bom	0					
558,780	D	CBUQ		X																1	1	10	0	0	CBUQ	Bom	0					
558,800	E	CBUQ		X																2	2	70	0	0	CBUQ	Bom	0					
558,820	D	CBUQ		X											X					2	2	10	0	0	CBUQ	Bom	0					
558,840	E	CBUQ		X										X	X					2	2	30	0	0	CBUQ	Bom	0					
558,860	D	CBUQ		X																1	2	10	0	0	CBUQ	Bom	0					
558,880	E	CBUQ		X																2	2	10	0	0	CBUQ	Bom	0					
558,900	D	CBUQ		X																2	2	10	0	0	CBUQ	Bom	0					
558,920	E	CBUQ		X									X		X					2	3	20	0	0	CBUQ	Bom	0					
558,940	D	CBUQ		X																1	1	20	0	0	CBUQ	Bom	0					
558,960	E	CBUQ		X																1	1	20	0	0	CBUQ	Bom	2					
558,980	D	CBUQ		X																1	1	10	0	0	CBUQ	Bom	2					
559,000	E	CBUQ		X																1	2	20	0	0	CBUQ	Bom	2					
559,020	D	CBUQ		X																1	1	10	0	0	CBUQ	Bom	2					
559,040	E	CBUQ		X																2	2	30	0	0	CBUQ	Bom	2					
559,060	D	CBUQ		X									X			X				1	2	20	0	0	CBUQ	Bom	2					
559,080	E	CBUQ		X																1	1	20	0	0	CBUQ	Bom	2					
559,100	D	CBUQ		X																1	1	10	0	0	CBUQ	Bom	2					
559,120	E	CBUQ		X									X		X					1	1	20	0	0	CBUQ	Bom	2					
559,140	D	CBUQ		X										X	X					1	2	30	0	0	CBUQ	Bom	2					
559,160	E	CBUQ																		1	1	0	0	0	CBUQ	Bom	2					
559,180	D	CBUQ																		0	1	0	0	0	CBUQ	Bom	2					
559,200	E	CBUQ		X																1	1	20	0	0	CBUQ	Bom	2					
559,220	D	CBUQ																		2	2	0	0	0	CBUQ	Bom	2					

INVENTÁRIO DO ESTADO DA SUPERFÍCIE DO PAVIMENTO																										DNIT-PRO 06		
RODOVIA: BR-116 (MG)												SEGMENTO: 0,000 ao 817,000												DATA: 03/2007				
TRECHO: Div. BA/MG - Div. MG/RJ												AVALIADOR: Gerson												PISTA: Simples		FOLHA:		
km	Faixa	Pista Tipo Rev.	OK	FC-1			FC-2		FC-3		AF	O	P	EX	D	R	ALC	ATC	DG	Flecha mm		% de Área			ACOSTAMENTO			
				FI	TTC	TLC	J	TB	JE	E										TRI	TRE	FC-1	FC-2	FC-3	Tipo	Estado	Deg cm	OBS.
				(1)	(1)	(1)	(2)	(2)	(3)	(3)										(4)	(5)	(5)	(6)	(7)				
559,240	E	CBUQ		X																1	2	10	0	0	CBUQ	Bom	2	
559,260	D	CBUQ																		1	1	0	0	0	CBUQ	Bom	2	
559,280	E	CBUQ		X																0	1	70	0	0	CBUQ	Bom	2	
559,300	D	CBUQ		X																1	1	10	0	0	CBUQ	Bom	2	
559,320	E	CBUQ		X																1	1	30	0	0	CBUQ	Bom	2	
559,340	D	CBUQ																		1	1	0	0	0	CBUQ	Bom	2	
559,360	E	CBUQ		X											X	X				1	1	40	0	0	CBUQ	Bom	2	
559,380	D	CBUQ																		1	1	0	0	0	CBUQ	Bom	2	
559,400	E	CBUQ		X																2	2	10	0	0	CBUQ	Bom	2	
559,420	D	CBUQ																		2	2	0	0	0	CBUQ	Bom	2	
559,440	E	CBUQ		X																1	1	10	0	0	CBUQ	Bom	2	
559,460	D	CBUQ																		1	1	0	0	0	CBUQ	Bom	2	
559,480	E	CBUQ		X			X									X				1	1	10	10	0	CBUQ	Bom	2	
559,500	D	CBUQ																		1	1	0	0	0	CBUQ	Bom	2	
559,520	E	CBUQ		X																1	1	20	0	0	CBUQ	Bom	2	
559,540	D	CBUQ		X																1	1	30	0	0	CBUQ	Bom	2	
559,560	E	CBUQ		X																2	2	40	0	0	CBUQ	Bom	2	
559,580	D	CBUQ		X																1	1	10	0	0	CBUQ	Bom	2	
559,600	E	CBUQ		X																2	2	20	0	0	CBUQ	Bom	2	
559,620	D	CBUQ																		1	1	0	0	0	CBUQ	Bom	2	
559,640	E	CBUQ		X																1	1	10	0	0	CBUQ	Bom	2	
559,660	D	CBUQ		X												X				1	1	10	0	0	CBUQ	Bom	2	
559,680	E	CBUQ		X												X				1	1	10	0	0	CBUQ	Bom	2	
559,700	D	CBUQ		X												X				2	2	20	0	0	CBUQ	Bom	2	
559,720	E	CBUQ		X												X				1	1	10	0	0	CBUQ	Bom	2	
559,740	D	CBUQ																		1	1	0	0	0	CBUQ	Bom	2	
559,760	E	CBUQ																		1	1	0	0	0	CBUQ	Bom	2	
559,780	D	CBUQ																		1	1	0	0	0	CBUQ	Bom	2	
559,800	E	CBUQ																		1	1	0	0	0	CBUQ	Bom	2	
559,820	D	CBUQ				X														1	1	10	0	0	CBUQ	Bom	2	
559,840	E	CBUQ		X																1	1	10	0	0	CBUQ	Bom	2	
559,860	D	CBUQ																		1	1	0	0	0	CBUQ	Bom	2	
559,880	E	CBUQ		X																1	1	20	0	0	CBUQ	Bom	2	

INVENTÁRIO DO ESTADO DA SUPERFÍCIE DO PAVIMENTO																												DNIT-PRO 06			
RODOVIA: BR-116 (MG)																		SEGMENTO: 0,000 ao 817,000										DATA: 03/2007			
TRECHO: Div. BA/MG - Div. MG/RJ																		AVALIADOR: Gerson										PISTA: Simples		FOLHA:	
km	Faixa	Pista Tipo Rev.	OK	FC-1			FC-2		FC-3		AF	O	P	EX	D	R	ALC	ATC	DG	Flecha		% de Área			ACOSTAMENTO						
				FI	TTC	TLC	J	TB	JE	E										TRI	TRE	FC-1	FC-2	FC-3	Tipo	Estado	Deg	OBS.			
				(1)	(1)	(1)	(2)	(2)	(3)	(3)										(4)	(5)	(5)	(6)	(7)	(8)					cm	
559,900	D	CBUQ																		1	1	0	0	0	CBUQ	Bom	2				
559,920	E	CBUQ																		1	1	0	0	0	CBUQ	Bom	2				
559,940	D	CBUQ		X																1	1	20	0	0	CBUQ	Bom	2				
559,960	E	CBUQ		X											X					1	1	20	0	0	CBUQ	Bom	2				
559,980	D	CBUQ																		1	1	0	0	0	CBUQ	Bom	2				
560,000	E	CBUQ		X											X					1	1	10	0	0	CBUQ	Bom	2				
560,020	D	CBUQ		X																1	1	10	0	0	CBUQ	Bom	2				
560,040	E	CBUQ		X																1	1	20	0	0	CBUQ	Bom	2				
560,060	D	CBUQ		X																1	1	10	0	0	CBUQ	Bom	2				
560,080	E	CBUQ		X											X					2	2	30	0	0	CBUQ	Bom	2				
560,100	D	CBUQ		X																1	1	10	0	0	CBUQ	Bom	2				
560,120	E	CBUQ		X											X					1	2	30	0	0	CBUQ	Bom	2				
560,140	D	CBUQ		X											X					1	1	20	0	0	CBUQ	Bom	2				
560,160	E	CBUQ		X			X								X					1	2	20	20	0	CBUQ	Bom	2				
560,180	D	CBUQ		X																1	1	10	0	0	CBUQ	Bom	2				
560,200	E	CBUQ		X			X								X					1	2	20	20	0	CBUQ	Bom	2				
560,220	D	CBUQ		X											X					1	1	20	0	0	CBUQ	Bom	2				
560,240	E	CBUQ		X		X									X					1	1	20	0	0	CBUQ	Bom	2				
560,260	D	CBUQ		X											X					1	1	10	0	0	CBUQ	Bom	2				
560,280	E	CBUQ		X										X						1	1	60	0	0	CBUQ	Bom	2				
560,300	D	CBUQ		X																1	1	20	0	0	CBUQ	Bom	2				
560,320	E	CBUQ		X											X					1	2	60	0	0	CBUQ	Bom	2				
560,340	D	CBUQ		X																1	1	30	0	0	CBUQ	Bom	2				
560,360	E	CBUQ		X																1	2	10	0	0	CBUQ	Bom	2				
560,380	D	CBUQ		X											X					1	1	20	0	0	CBUQ	Bom	2				
560,400	E	CBUQ																		1	1	0	0	0	CBUQ	Bom	2				
560,420	D	CBUQ													X					1	1	0	0	0	CBUQ	Bom	2				
560,440	E	CBUQ		X	X	X									X					1	1	50	0	0	CBUQ	Bom	2				
560,460	D	CBUQ		X											X					1	1	20	0	0	CBUQ	Bom	2				
560,480	E	CBUQ		X																1	2	30	0	0	CBUQ	Bom	2				
560,500	D	CBUQ		X																1	1	20	0	0	CBUQ	Bom	2				
560,520	E	CBUQ		X																1	1	30	0	0	CBUQ	Bom	2				
560,540	D	CBUQ		X											X					1	1	40	0	0	CBUQ	Bom	2				

INVENTÁRIO DO ESTADO DA SUPERFÍCIE DO PAVIMENTO																										DNIT-PRO 06			
RODOVIA: BR-116 (MG)													SEGMENTO: 0,000 ao 817,000													DATA: 03/2007			
TRECHO: Div. BA/MG - Div. MG/RJ													AVALIADOR: Gerson													PISTA: Simples		FOLHA:	
km	Faixa	Pista Tipo Rev.	OK	FC-1			FC-2		FC-3		AF	O	P	EX	D	R	ALC	ATC	DG	Flecha		% de Área			ACOSTAMENTO				
				FI	TTC	TLC	J	TB	JE	E										TRI	TRE	FC-1	FC-2	FC-3	Tipo	Estado	Deg cm	OBS.	
				(1)	(1)	(1)	(2)	(2)	(3)	(3)										(4)	(5)	(5)	(6)	(7)					(8)
560,560	E	CBUQ		X			X													1	2	10	10	0	CBUQ	Bom	2		
560,580	D	CBUQ		X											X					2	2	10	0	0	CBUQ	Bom	2		
560,600	E	CBUQ		X																1	1	10	0	0	CBUQ	Bom	2		
560,620	D	CBUQ		X											X					1	1	10	0	0	CBUQ	Bom	2		
560,640	E	CBUQ		X																1	1	10	0	0	CBUQ	Bom	2		
560,660	D	CBUQ		X											X					1	1	10	0	0	CBUQ	Bom	2		
560,680	E	CBUQ		X	X	X									X	X				1	2	20	0	0	CBUQ	Bom	2		
560,700	D	CBUQ		X												X				1	2	20	0	0	CBUQ	Bom	2		
560,720	E	CBUQ		X																1	1	20	0	0	CBUQ	Bom	2		
560,740	D	CBUQ		X												X				1	1	10	0	0	CBUQ	Bom	2		
560,760	E	CBUQ		X																1	1	40	0	0	CBUQ	Bom	2		
560,780	D	CBUQ		X																1	1	10	0	0	CBUQ	Bom	2		
560,800	E	CBUQ																		1	1	0	0	0	CBUQ	Bom	2		
560,820	D	CBUQ		X																1	1	10	0	0	CBUQ	Bom	2		
560,840	E	CBUQ		X																1	1	10	0	0	CBUQ	Bom	2		
560,860	D	CBUQ		X												X				1	1	10	0	0	CBUQ	Bom	2		
560,880	E	CBUQ																		1	1	0	0	0	CBUQ	Bom	2		
560,900	D	CBUQ		X												X				1	1	20	0	0	CBUQ	Bom	2		
560,920	E	CBUQ		X		X	X								X					0	1	20	0	0	CBUQ	Bom	2		
560,940	D	CBUQ		X																1	1	30	0	0	CBUQ	Bom	2		
560,960	E	CBUQ		X												X				2	2	40	0	0	CBUQ	Bom	2		
560,980	D	CBUQ		X			X								X	X				2	2	20	20	0	CBUQ	Bom	2		
561,000	E	CBUQ		X																1	2	40	0	0	CBUQ	Bom	2		
561,020	D	CBUQ		X			X									X				2	2	10	10	0	CBUQ	Bom	2		
561,040	E	CBUQ		X																1	1	40	0	0	CBUQ	Bom	2		
561,060	D	CBUQ		X		X	X									X				1	1	20	0	0	CBUQ	Bom	2		
561,080	E	CBUQ		X											X					0	1	40	0	0	CBUQ	Bom	2		
561,100	D	CBUQ		X																1	1	30	0	0	CBUQ	Bom	2		
561,120	E	CBUQ		X				X							X					1	2	20	0	40	CBUQ	Bom	2		
561,140	D	CBUQ		X																1	1	20	0	0	CBUQ	Bom	2		
561,160	E	CBUQ																		1	1	0	0	0	CBUQ	Bom	2		
561,180	D	CBUQ		X																1	1	10	0	0	CBUQ	Bom	2		
561,200	E	CBUQ		X																1	1	30	0	0	CBUQ	Bom	2		

INVENTÁRIO DO ESTADO DA SUPERFÍCIE DO PAVIMENTO																											DNIT-PRO 06					
RODOVIA: BR-116 (MG)																		SEGMENTO: 0,000 ao 817,000									DATA: 03/2007					
TRECHO: Div. BA/MG - Div. MG/RJ																		AVALIADOR: Gerson									PISTA: Simples			FOLHA:		
km	Faixa	Pista Tipo Rev.	OK	FC-1			FC-2		FC-3		AF	O	P	EX	D	R	ALC	ATC	DG	Flecha		% de Área			ACOSTAMENTO							
				FI	TTC	TLC	J	TB	JE	E										TRI	TRE	FC-1	FC-2	FC-3	Tipo	Estado	Deg	OBS.				
				(1)	(1)	(1)	(2)	(2)	(3)	(3)										(4)	(5)	(5)	(6)	(7)	(8)					cm		
561,220	D	CBUQ		X																1	1	10	0	0	CBUQ	Bom	2					
561,240	E	CBUQ																		1	1	0	0	0	CBUQ	Bom	2					
561,260	D	CBUQ		X											X					1	1	20	0	0	CBUQ	Bom	2					
561,280	E	CBUQ		X			X						X		X	X				1	1	10	10	0	CBUQ	Bom	2					
561,300	D	CBUQ		X																1	1	20	0	0	CBUQ	Bom	2					
561,320	E	CBUQ		X																0	1	20	0	0	CBUQ	Bom	2					
561,340	D	CBUQ																		1	1	0	0	0	CBUQ	Bom	2					
561,360	E	CBUQ		X																1	1	10	0	0	CBUQ	Bom	2					
561,380	D	CBUQ		X																1	1	10	0	0	CBUQ	Bom	2					
561,400	E	CBUQ		X																1	1	20	0	0	CBUQ	Bom	2					
561,420	D	CBUQ		X			X						X		X	X				2	2	20	20	0	CBUQ	Bom	2					
561,440	E	CBUQ		X																2	2	10	0	0	CBUQ	Bom	2					
561,460	D	CBUQ		X																2	2	40	0	0	CBUQ	Bom	2					
561,480	E	CBUQ		X																2	2	60	0	0	CBUQ	Bom	2					
561,500	D	CBUQ																		1	1	0	0	0	CBUQ	Bom	2					
561,520	E	CBUQ		X			X								X	X				1	2	10	10	0	CBUQ	Bom	2					
561,540	D	CBUQ																		1	1	0	0	0	CBUQ	Bom	2					
561,560	E	CBUQ		X												X				1	1	10	0	0	CBUQ	Bom	2					
561,580	D	CBUQ		X																1	1	10	0	0	CBUQ	Bom	2					
561,600	E	CBUQ		X																1	1	10	0	0	CBUQ	Bom	2					
561,620	D	CBUQ		X																1	1	20	0	0	CBUQ	Bom	2					
561,640	E	CBUQ		X																1	1	20	0	0	CBUQ	Bom	2					
561,660	D	CBUQ		X																1	1	20	0	0	CBUQ	Bom	2					
561,680	E	CBUQ		X																1	1	10	0	0	CBUQ	Bom	2					
561,700	D	CBUQ		X																1	1	20	0	0	CBUQ	Bom	2					
561,720	E	CBUQ		X																1	1	10	0	0	CBUQ	Bom	2					
561,740	D	CBUQ		X												X				1	1	20	0	0	CBUQ	Bom	2					
561,760	E	CBUQ		X																1	1	40	0	0	CBUQ	Bom	2					
561,780	D	CBUQ		X											X					1	1	20	0	0	CBUQ	Bom	2					
561,800	E	CBUQ		X												X				1	1	20	0	0	CBUQ	Bom	2					
561,820	D	CBUQ		X												X				2	2	70	0	0	CBUQ	Bom	2					
561,840	E	CBUQ		X																1	1	20	0	0	CBUQ	Bom	2					
561,860	D	CBUQ		X												X				1	2	80	0	0	CBUQ	Bom	2					

INVENTÁRIO DO ESTADO DA SUPERFÍCIE DO PAVIMENTO																											DNIT-PRO 06	
RODOVIA: BR-116 (MG)												SEGMENTO: 0,000 ao 817,000													DATA: 03/2007			
TRECHO: Div. BA/MG - Div. MG/RJ												AVALIADOR: Gerson										PISTA: Simples					FOLHA:	
km	Faixa	Pista Tipo Rev.	OK	FC-1			FC-2		FC-3		AF	O	P	EX	D	R	ALC	ATC	DG	Flecha		% de Área			ACOSTAMENTO			
				FI	TTC	TLC	J	TB	JE	E										TRI	TRE	FC-1	FC-2	FC-3	Tipo	Estado	Deg cm	OBS.
				(1)	(1)	(1)	(2)	(2)	(3)	(3)																		
561,880	E	CBUQ		X																2	2	80	0	0	CBUQ	Bom	2	
561,900	D	CBUQ		X											X					2	2	80	0	0	CBUQ	Bom	2	
561,920	E	CBUQ		X																2	2	80	0	0	CBUQ	Bom	2	
561,940	D	CBUQ		X																2	2	80	0	0	CBUQ	Bom	2	
561,960	E	CBUQ		X											X					1	1	10	0	0	CBUQ	Bom	2	
561,980	D	CBUQ		X																2	2	80	0	0	CBUQ	Bom	2	
562,000	E	CBUQ		X																1	1	20	0	0	CBUQ	Bom	2	
562,020	D	CBUQ		X											X	X				2	2	20	0	0	CBUQ	Bom	2	
562,040	E	CBUQ		X																1	1	10	0	0	CBUQ	Bom	2	
562,060	D	CBUQ		X											X	X				1	2	20	0	0	CBUQ	Bom	2	
562,080	E	CBUQ		X												X				1	1	10	0	0	CBUQ	Bom	2	
562,100	D	CBUQ		X																1	1	30	0	0	CBUQ	Bom	2	
562,120	E	CBUQ		X																1	2	60	0	0	CBUQ	Bom	2	
562,140	D	CBUQ		X																1	1	20	0	0	CBUQ	Bom	2	
562,160	E	CBUQ		X												X				1	1	20	0	0	CBUQ	Bom	2	
562,180	D	CBUQ		X																1	1	10	0	0	CBUQ	Bom	2	
562,200	E	CBUQ		X																1	1	10	0	0	CBUQ	Bom	2	
562,220	D	CBUQ		X																1	1	10	0	0	CBUQ	Bom	2	
562,240	E	CBUQ		X																1	1	10	0	0	CBUQ	Bom	2	
562,260	D	CBUQ																		1	1	0	0	0	CBUQ	Bom	2	
562,280	E	CBUQ																		1	1	0	0	0	CBUQ	Bom	2	
562,300	D	CBUQ		X																1	1	20	0	0	CBUQ	Bom	2	
562,320	E	CBUQ		X									X			X				1	1	30	0	0	CBUQ	Bom	2	
562,340	D	CBUQ																		1	1	0	0	0	CBUQ	Bom	2	
562,360	E	CBUQ		X																1	1	10	0	0	CBUQ	Bom	2	
562,380	D	CBUQ		X																1	1	10	0	0	CBUQ	Bom	2	
562,400	E	CBUQ		X									X			X				1	1	20	0	0	CBUQ	Bom	2	
562,420	D	CBUQ		X									X							1	1	20	0	0	CBUQ	Bom	2	
562,440	E	CBUQ		X																1	1	10	0	0	CBUQ	Bom	2	
562,460	D	CBUQ		X																1	1	10	0	0	CBUQ	Bom	2	
562,480	E	CBUQ																		1	1	0	0	0	CBUQ	Bom	2	
562,500	D	CBUQ		X																1	1	40	0	0	CBUQ	Bom	2	
562,520	E	CBUQ		X																1	1	40	0	0	CBUQ	Bom	2	

INVENTÁRIO DO ESTADO DA SUPERFÍCIE DO PAVIMENTO																											DNIT-PRO 06					
RODOVIA: BR-116 (MG)																		SEGMENTO: 0,000 ao 817,000									DATA: 03/2007					
TRECHO: Div. BA/MG - Div. MG/RJ																		AVALIADOR: Gerson									PISTA: Simples			FOLHA:		
km	Faixa	Pista Tipo Rev.	OK	FC-1			FC-2		FC-3		AF	O	P	EX	D	R	ALC	ATC	DG	Flecha		% de Área			ACOSTAMENTO							
				FI	TTC	TLC	J	TB	JE	E										TRI	TRE	FC-1	FC-2	FC-3	Tipo	Estado	Deg cm	OBS.				
				(1)	(1)	(1)	(2)	(2)	(3)	(3)										(4)	(5)	(5)	(6)	(7)					(8)			
562,540	D	CBUQ		X																1	1	20	0	0	CBUQ	Bom	2					
562,560	E	CBUQ		X																1	1	20	0	0	CBUQ	Bom	2					
562,580	D	CBUQ		X																1	1	20	0	0	CBUQ	Bom	2					
562,600	E	CBUQ		X																2	2	60	0	0	CBUQ	Bom	2					
562,620	D	CBUQ		X											X					2	2	30	0	0	CBUQ	Bom	2					
562,640	E	CBUQ		X	X	X								X	X					2	2	30	0	0	CBUQ	Bom	2					
562,660	D	CBUQ		X											X					2	2	20	0	0	CBUQ	Bom	2					
562,680	E	CBUQ																		1	1	0	0	0	CBUQ	Bom	2					
562,700	D	CBUQ																		1	1	0	0	0	CBUQ	Bom	2					
562,720	E	CBUQ																		1	1	0	0	0	CBUQ	Bom	2					
562,740	D	CBUQ																		1	1	0	0	0	CBUQ	Bom	2					
562,760	E	CBUQ		X			X								X					1	1	20	20	0	CBUQ	Bom	2					
562,780	D	CBUQ		X			X								X					1	1	20	60	0	CBUQ	Bom	2					
562,800	E	CBUQ					X													2	2	0	80	0	CBUQ	Bom	2					
562,820	D	CBUQ		X			X													1	1	20	20	0	CBUQ	Bom	2					
562,840	E	CBUQ					X							X						1	2	0	10	0	CBUQ	Bom	2					
562,860	D	CBUQ					X							X	X					2	2	0	60	0	CBUQ	Bom	2					
562,880	E	CBUQ		X																1	2	10	0	0	CBUQ	Bom	2					
562,900	D	CBUQ		X																1	1	10	0	0	CBUQ	Bom	2					
562,920	E	CBUQ		X																1	1	20	0	0	CBUQ	Bom	2					
562,940	D	CBUQ		X																1	1	20	0	0	CBUQ	Bom	2					
562,960	E	CBUQ		X																2	2	20	20	0	CBUQ	Bom	2					
562,980	D	CBUQ		X																2	2	20	20	0	CBUQ	Bom	2					
563,000	E	CBUQ		X																2	2	20	0	0	CBUQ	Bom	2					
563,020	D	CBUQ		X																2	2	60	0	0	CBUQ	Bom	2					
563,040	E	CBUQ		X																1	2	20	0	0	CBUQ	Bom	2					
563,060	D	CBUQ		X																1	1	30	0	0	CBUQ	Bom	2					
563,080	E	CBUQ		X																1	1	10	0	0	CBUQ	Bom	2					
563,100	D	CBUQ		X																1	1	10	0	0	CBUQ	Bom	2					
563,120	E	CBUQ		X									X							1	1	10	0	0	CBUQ	Bom	2					
563,140	D	CBUQ		X																1	1	10	0	0	CBUQ	Bom	2					
563,160	E	CBUQ		X																1	2	20	0	0	CBUQ	Bom	2					
563,180	D	CBUQ																		1	1	0	0	0	CBUQ	Bom	2					

INVENTÁRIO DO ESTADO DA SUPERFÍCIE DO PAVIMENTO																										DNIT-PRO 06			
RODOVIA: BR-116 (MG)													SEGMENTO: 0,000 ao 817,000													DATA: 03/2007			
TRECHO: Div. BA/MG - Div. MG/RJ													AVALIADOR: Gerson													PISTA: Simples		FOLHA:	
km	Faixa	Pista Tipo Rev.	OK	FC-1			FC-2		FC-3		AF	O	P	EX	D	R	ALC	ATC	DG	Flecha		% de Área			ACOSTAMENTO				
				FI	TTC	TLC	J	TB	JE	E										TRI	TRE	FC-1	FC-2	FC-3	Tipo	Estado	Deg cm	OBS.	
				(1)	(1)	(1)	(2)	(2)	(3)	(3)																			
563,200	E	CBUQ		X																1	1	20	0	0	CBUQ	Bom	2		
563,220	D	CBUQ		X																2	2	60	0	0	CBUQ	Bom	2		
563,240	E	CBUQ		X																1	1	20	0	0	CBUQ	Bom	2		
563,260	D	CBUQ		X																3	3	60	0	0	CBUQ	Bom	2		
563,280	E	CBUQ		X																1	2	20	0	0	CBUQ	Bom	2		
563,300	D	CBUQ		X																2	2	20	0	0	CBUQ	Bom	2		
563,320	E	CBUQ		X		X														1	1	20	0	0	CBUQ	Bom	2		
563,340	D	CBUQ		X																1	2	20	0	0	CBUQ	Bom	2		
563,360	E	CBUQ		X											X					1	1	10	0	0	CBUQ	Bom	2		
563,380	D	CBUQ		X			X													2	2	20	20	0	CBUQ	Bom	2		
563,400	E	CBUQ		X		X														1	1	20	0	0	CBUQ	Bom	2		
563,420	D	CBUQ					X													1	1	40	0	0	CBUQ	Bom	2		
563,440	E	CBUQ		X		X														2	2	30	0	0	CBUQ	Bom	2		
563,460	D	CBUQ		X											X					2	2	20	0	0	CBUQ	Bom	2		
563,480	E	CBUQ		X																1	1	10	0	0	CBUQ	Bom	2		
563,500	D	CBUQ		X										X	X					1	1	30	0	0	CBUQ	Bom	2		
563,520	E	CBUQ		X																1	1	20	0	0	CBUQ	Bom	2		
563,540	D	CBUQ		X																1	1	30	0	0	CBUQ	Bom	2		
563,560	E	CBUQ		X																1	1	20	0	0	CBUQ	Bom	2		
563,580	D	CBUQ		X									X			X				1	1	30	0	0	CBUQ	Bom	2		
563,600	E	CBUQ																		1	1	0	0	0	CBUQ	Bom	2		
563,620	D	CBUQ		X																1	1	10	0	0	CBUQ	Bom	2		
563,640	E	CBUQ		X		X														2	2	20	0	0	CBUQ	Bom	2		
563,660	D	CBUQ		X																2	2	60	0	0	CBUQ	Bom	2		
563,680	E	CBUQ																		1	1	0	0	0	CBUQ	Bom	2		
563,700	D	CBUQ		X																2	2	60	0	0	CBUQ	Bom	2		
563,720	E	CBUQ		X																1	1	10	0	0	CBUQ	Bom	2		
563,740	D	CBUQ		X																1	1	60	0	0	CBUQ	Bom	2		
563,760	E	CBUQ		X																1	1	20	0	0	CBUQ	Bom	2		
563,780	D	CBUQ		X											X					1	1	20	0	0	CBUQ	Bom	2		
563,800	E	CBUQ		X														X		1	1	30	0	0	CBUQ	Bom	2		
563,820	D	CBUQ		X																1	1	20	0	0	CBUQ	Bom	2		
563,840	E	CBUQ																		1	1	0	0	0	CBUQ	Bom	2		

INVENTÁRIO DO ESTADO DA SUPERFÍCIE DO PAVIMENTO																									DNIT-PRO 06			
RODOVIA: BR-116 (MG)												SEGMENTO: 0,000 ao 817,000													DATA: 03/2007			
TRECHO: Div. BA/MG - Div. MG/RJ												AVALIADOR: Gerson										PISTA: Simples			FOLHA:			
km	Faixa	Pista Tipo Rev.	OK	FC-1			FC-2		FC-3		AF	O	P	EX	D	R	ALC	ATC	DG	Flecha mm		% de Área			ACOSTAMENTO			
				FI	TTC	TLC	J	TB	JE	E										TRI	TRE	FC-1	FC-2	FC-3	Tipo	Estado	Deg cm	OBS.
				(1)	(1)	(1)	(2)	(2)	(3)	(3)										(4)	(5)	(5)	(6)	(7)	(8)	(4)	(5)	
563,860	D	CBUQ		X											X	X				1	1	20	0	0	CBUQ	Bom	2	
563,880	E	CBUQ																		1	1	0	0	0	CBUQ	Bom	2	
563,900	D	CBUQ		X																1	1	10	0	0	CBUQ	Bom	2	
563,920	E	CBUQ		X																1	1	20	0	0	CBUQ	Bom	2	
563,940	D	CBUQ		X																1	1	10	0	0	CBUQ	Bom	2	
563,960	E	CBUQ		X												X				1	1	40	0	0	CBUQ	Bom	2	km 76,056 ao
563,980	D	CBUQ																		2	2	0	0	0	CBUQ	Bom	2	km 56,070 ponte
564,000	E	CBUQ		X																2	2	30	0	0	CBUQ	Bom	2	
564,020	D	CBUQ		X									X			X				1	1	10	0	0	CBUQ	Bom	2	
564,040	E	CBUQ		X												X				1	2	40	0	0	CBUQ	Bom	2	
564,060	D	CBUQ		X																2	2	20	0	0	CBUQ	Bom	2	
564,080	E	CBUQ													X	X				2	3	0	0	0	CBUQ	Bom	2	
564,100	D	CBUQ																		1	1	0	0	0	CBUQ	Bom	2	
564,120	E	CBUQ																		1	1	0	0	0	CBUQ	Bom	2	
564,140	D	CBUQ																		1	1	0	0	0	CBUQ	Bom	2	
564,160	E	CBUQ																		1	1	0	0	0	CBUQ	Bom	2	
564,180	D	CBUQ																		1	2	0	0	0	CBUQ	Bom	2	
564,200	E	CBUQ																		1	2	0	0	0	CBUQ	Bom	2	
564,220	D	CBUQ																		1	1	0	0	0	CBUQ	Bom	2	
564,240	E	CBUQ		X																1	2	10	0	0	CBUQ	Bom	2	
564,260	D	CBUQ		X																2	2	10	0	0	CBUQ	Bom	2	
564,280	E	CBUQ																		1	2	0	0	0	CBUQ	Bom	2	
564,300	D	CBUQ		X												X				1	2	10	0	0	CBUQ	Bom	2	
564,320	E	CBUQ		X												X				1	2	30	0	0	CBUQ	Bom	2	
564,340	D	CBUQ																		2	2	0	0	0	CBUQ	Bom	2	
564,360	E	CBUQ		X																1	2	20	0	0	CBUQ	Bom	2	
564,380	D	CBUQ																		1	2	0	0	0	CBUQ	Bom	2	
564,400	E	CBUQ		X																2	2	20	0	0	CBUQ	Bom	2	
564,420	D	CBUQ		X																2	2	20	0	0	CBUQ	Bom	2	
564,440	E	CBUQ		X																2	2	10	0	0	CBUQ	Bom	2	
564,460	D	CBUQ																		1	1	0	0	0	CBUQ	Reg.	2	
564,480	E	CBUQ		X																2	2	20	0	0	CBUQ	Reg.	2	
564,500	D	CBUQ		X		X														2	2	20	0	0	CBUQ	Reg.	2	

INVENTÁRIO DO ESTADO DA SUPERFÍCIE DO PAVIMENTO																											DNIT-PRO 06			
RODOVIA: BR-116 (MG)																		SEGMENTO: 0,000 ao 817,000									DATA: 03/2007			
TRECHO: Div. BA/MG - Div. MG/RJ																		AVALIADOR: Gerson									PISTA: Simples		FOLHA:	
km	Faixa	Pista Tipo Rev.	OK	FC-1			FC-2		FC-3		AF	O	P	EX	D	R	ALC	ATC	DG	Flecha		% de Área			ACOSTAMENTO					
				FI	TTC	TLC	J	TB	JE	E										TRI	TRE	FC-1	FC-2	FC-3	Tipo	Estado	Deg	OBS.		
				(1)	(1)	(1)	(2)	(2)	(3)	(3)										(4)	(5)	(5)	(6)	(7)	(8)					cm
564,520	E	CBUQ		X		X														1	2	20	0	0	CBUQ	Reg.	2			
564,540	D	CBUQ		X																2	2	10	0	0	CBUQ	Reg.	2			
564,560	E	CBUQ		X																1	2	20	0	0	CBUQ	Reg.	2			
564,580	D	CBUQ																		2	2	0	0	0	CBUQ	Reg.	2			
564,600	E	CBUQ		X																2	2	10	0	0	CBUQ	Reg.	2			
564,620	D	CBUQ		X																1	2	10	0	0	CBUQ	Reg.	2			
564,640	E	CBUQ		X																1	2	20	0	0	CBUQ	Reg.	2			
564,660	D	CBUQ																		2	2	0	0	0	CBUQ	Reg.	2			
564,680	E	CBUQ		X																2	2	20	0	0	CBUQ	Reg.	2			
564,700	D	CBUQ		X											X					2	2	20	0	0	CBUQ	Reg.	2			
564,720	E	CBUQ		X																2	2	60	0	0	CBUQ	Reg.	2			
564,740	D	CBUQ		X																2	3	70	0	0	CBUQ	Reg.	2			
564,760	E	CBUQ		X																2	3	40	0	0	CBUQ	Reg.	2			
564,780	D	CBUQ		X											X					2	2	20	0	0	CBUQ	Reg.	2			
564,800	E	CBUQ		X																2	2	30	0	0	CBUQ	Reg.	2			
564,820	D	CBUQ		X																1	2	10	0	0	CBUQ	Reg.	2			
564,840	E	CBUQ		X																1	1	10	0	0	CBUQ	Reg.	2			
564,860	D	CBUQ																		2	2	0	0	0	CBUQ	Reg.	2			
564,880	E	CBUQ																		1	2	0	0	0	CBUQ	Reg.	2			
564,900	D	CBUQ		X																1	2	10	0	0	CBUQ	Reg.	2			
564,920	E	CBUQ		X	X	X														2	2	20	0	0	CBUQ	Reg.	2			
564,940	D	CBUQ																		1	2	0	0	0	CBUQ	Reg.	2			
564,960	E	CBUQ		X																1	1	10	0	0	CBUQ	Reg.	2			
564,980	D	CBUQ		X																2	2	20	0	0	CBUQ	Reg.	2			
565,000	E	CBUQ		X										X						1	1	10	0	0	CBUQ	Reg.	2			
565,020	D	CBUQ																		2	2	0	0	0	CBUQ	Reg.	2			
565,040	E	CBUQ		X																1	2	10	0	0	CBUQ	Reg.	2			
565,060	D	CBUQ		X																1	2	20	0	0	CBUQ	Reg.	2			
565,080	E	CBUQ		X											X					1	1	20	0	0	CBUQ	Reg.	2			
565,100	D	CBUQ		X																1	2	40	0	0	CBUQ	Reg.	2			
565,120	E	CBUQ		X											X					1	1	10	0	0	CBUQ	Reg.	2			
565,140	D	CBUQ		X																2	2	10	0	0	CBUQ	Reg.	2			
565,160	E	CBUQ		X											X					2	2	10	0	0	CBUQ	Reg.	2			

INVENTÁRIO DO ESTADO DA SUPERFÍCIE DO PAVIMENTO																											DNIT-PRO 06	
RODOVIA: BR-116 (MG)												SEGMENTO: 0,000 ao 817,000													DATA: 03/2007			
TRECHO: Div. BA/MG - Div. MG/RJ												AVALIADOR: Gerson										PISTA: Simples					FOLHA:	
km	Faixa	Pista Tipo Rev.	OK	FC-1			FC-2		FC-3		AF	O	P	EX	D	R	ALC	ATC	DG	Flecha		% de Área			ACOSTAMENTO			
				FI	TTC	TLC	J	TB	JE	E										TRI	TRE	FC-1	FC-2	FC-3	Tipo	Estado	Deg	OBS.
				(1)	(1)	(1)	(2)	(2)	(3)	(3)										(4)	(5)	(5)	(6)	(7)	(8)			
565,180	D	CBUQ		X																1	2	20	0	0	CBUQ	Reg.	2	
565,200	E	CBUQ			X															1	1	10	0	0	CBUQ	Reg.	2	
565,220	D	CBUQ																		2	2	0	0	0	CBUQ	Reg.	2	
565,240	E	CBUQ																		1	1	0	0	0	CBUQ	Reg.	2	
565,260	D	CBUQ		X											X					1	2	10	0	0	CBUQ	Reg.	2	
565,280	E	CBUQ		X											X					1	2	10	0	0	CBUQ	Reg.	2	
565,300	D	CBUQ		X											X					1	2	20	0	0	CBUQ	Reg.	2	
565,320	E	CBUQ		X																1	1	10	0	0	CBUQ	Reg.	2	
565,340	D	CBUQ		X											X					1	2	20	0	0	CBUQ	Reg.	2	
565,360	E	CBUQ		X	X	X								X						2	2	20	0	0	CBUQ	Reg.	2	
565,380	D	CBUQ		X																1	1	20	0	0	CBUQ	Reg.	2	
565,400	E	CBUQ		X	X	X														1	1	30	0	0	CBUQ	Reg.	2	
565,420	D	CBUQ		X																1	1	20	0	0	CBUQ	Reg.	2	
565,440	E	CBUQ		X																1	2	10	0	0	CBUQ	Reg.	2	
565,460	D	CBUQ		X																2	2	10	0	0	CBUQ	Reg.	2	
565,480	E	CBUQ		X																1	2	10	0	0	CBUQ	Reg.	2	
565,500	D	CBUQ		X																2	2	10	0	0	CBUQ	Reg.	2	
565,520	E	CBUQ		X	X	X														1	2	30	0	0	CBUQ	Reg.	2	
565,540	D	CBUQ																		2	2	0	0	0	CBUQ	Reg.	2	
565,560	E	CBUQ		X																2	2	20	0	0	CBUQ	Reg.	2	
565,580	D	CBUQ		X		X														2	2	20	0	0	CBUQ	Reg.	2	
565,600	E	CBUQ		X																2	2	20	0	0	CBUQ	Reg.	2	
565,620	D	CBUQ		X																2	2	40	0	0	CBUQ	Reg.	2	
565,640	E	CBUQ		X																1	1	30	0	0	CBUQ	Reg.	2	
565,660	D	CBUQ		X																2	2	40	0	0	CBUQ	Reg.	2	
565,680	E	CBUQ		X																2	2	20	0	0	CBUQ	Reg.	2	
565,700	D	CBUQ		X																2	2	20	0	0	CBUQ	Reg.	2	
565,720	E	CBUQ		X																2	2	40	0	0	CBUQ	Reg.	2	
565,740	D	CBUQ		X																2	2	10	0	0	CBUQ	Reg.	2	
565,760	E	CBUQ		X																1	2	10	0	0	CBUQ	Reg.	2	
565,780	D	CBUQ		X																2	2	20	0	0	CBUQ	Reg.	2	
565,800	E	CBUQ		X											X					2	2	10	0	0	CBUQ	Reg.	2	
565,820	D	CBUQ		X											X					1	2	10	0	0	CBUQ	Reg.	2	

INVENTÁRIO DO ESTADO DA SUPERFÍCIE DO PAVIMENTO																											DNIT-PRO 06							
RODOVIA: BR-116 (MG)																	SEGMENTO: 0,000 ao 817,000										DATA: 03/2007							
TRECHO: Div. BA/MG - Div. MG/RJ																	AVALIADOR: Gerson										PISTA: Simples				FOLHA:			
km	Faixa	Pista Tipo Rev.	OK	FC-1			FC-2		FC-3		AF	O	P	EX	D	R	ALC	ATC	DG	Flecha		% de Área			ACOSTAMENTO									
				FI	TTC	TLC	J	TB	JE	E										TRI	TRE	FC-1	FC-2	FC-3	Tipo	Estado	Deg cm	OBS.						
				(1)	(1)	(1)	(2)	(2)	(3)	(3)										(4)	(5)	(5)	(6)	(7)	(8)									
565,840	E	CBUQ		X		X									X					1	2	20	0	0	CBUQ	Reg.	2							
565,860	D	CBUQ		X											X					2	2	20	0	0	CBUQ	Reg.	2							
565,880	E	CBUQ		X											X					1	1	30	0	0	CBUQ	Reg.	2							
565,900	D	CBUQ		X											X					2	2	20	0	0	CBUQ	Reg.	2							
565,920	E	CBUQ		X																2	2	20	0	0	CBUQ	Reg.	2							
565,940	D	CBUQ		X																2	2	10	0	0	CBUQ	Reg.	2							
565,960	E	CBUQ		X	X	X														1	2	20	0	0	CBUQ	Reg.	2							
565,980	D	CBUQ		X																2	2	20	0	0	CBUQ	Reg.	2							
566,000	E	CBUQ		X			X						X		X					1	2	10	10	0	CBUQ	Reg.	2							
566,020	D	CBUQ													X					2	2	0	0	0	CBUQ	Reg.	2							
566,040	E	CBUQ													X					1	2	0	0	0	CBUQ	Reg.	2							
566,060	D	CBUQ		X																2	2	10	0	0	CBUQ	Reg.	2							
566,080	E	CBUQ		X											X					2	2	10	0	0	CBUQ	Reg.	2							
566,100	D	CBUQ		X											X					2	2	20	0	0	CBUQ	Reg.	2							
566,120	E	CBUQ		X			X								X					1	2	20	40	0	CBUQ	Reg.	2							
566,140	D	CBUQ		X														X		2	2	10	0	0	CBUQ	Reg.	2							
566,160	E	CBUQ		X			X								X					1	2	20	60	0	CBUQ	Reg.	2							
566,180	D	CBUQ		X											X					1	2	30	0	0	CBUQ	Reg.	2							
566,200	E	CBUQ		X			X								X					1	2	20	40	0	CBUQ	Reg.	2							
566,220	D	CBUQ		X																1	1	30	0	0	CBUQ	Reg.	2							
566,240	E	CBUQ		X																1	2	20	0	0	CBUQ	Reg.	2							
566,260	D	CBUQ		X																2	2	20	0	0	CBUQ	Reg.	2							
566,280	E	CBUQ		X			X													2	2	10	10	0	CBUQ	Reg.	2							
566,300	D	CBUQ																		2	2	10	0	0	CBUQ	Reg.	2							
566,320	E	CBUQ													X					1	2	0	0	0	CBUQ	Reg.	2							
566,340	D	CBUQ		X											X					2	2	20	0	0	CBUQ	Reg.	2							
566,360	E	CBUQ		X											X		X			1	2	20	0	0	CBUQ	Reg.	2							
566,380	D	CBUQ																		1	1	0	0	0	CBUQ	Reg.	2							
566,400	E	CBUQ		X											X					1	2	20	0	0	CBUQ	Reg.	2							
566,420	D	CBUQ		X											X					2	2	30	0	0	CBUQ	Reg.	2							
566,440	E	CBUQ					X								X					2	2	20	0	0	CBUQ	Reg.	2							
566,460	D	CBUQ																		1	1	0	0	0	CBUQ	Ruim	2							
566,480	E	CBUQ		X																1	2	10	0	0	CBUQ	Ruim	2							

INVENTÁRIO DO ESTADO DA SUPERFÍCIE DO PAVIMENTO																									DNIT-PRO 06				
RODOVIA: BR-116 (MG)										SEGMENTO: 0,000 ao 817,000															DATA: 03/2007				
TRECHO: Div. BA/MG - Div. MG/RJ										AVALIADOR: Gerson										PISTA: Simples					FOLHA:				
km	Faixa	Pista Tipo Rev.	OK	FC-1			FC-2		FC-3		AF	O	P	EX	D	R	ALC	ATC	DG	Flecha mm		% de Área			ACOSTAMENTO				
				FI	TTC	TLC	J	TB	JE	E										TRI	TRE	FC-1	FC-2	FC-3	Tipo	Estado	Deg cm	OBS.	
				(1)	(1)	(1)	(2)	(2)	(3)	(3)										(4)	(5)	(5)	(6)	(7)	(8)				
566,500	D	CBUQ																		1	1	0	0	0	CBUQ	Ruim	2		
566,520	E	CBUQ		X																2	2	20	0	0	CBUQ	Ruim	2		
566,540	D	CBUQ													X					1	1	0	0	0	CBUQ	Ruim	2		
566,560	E	CBUQ																		1	1	0	0	0	CBUQ	Ruim	2		
566,580	D	CBUQ		X																1	1	10	0	0	CBUQ	Ruim	2		
566,600	E	CBUQ																		1	2	0	0	0	CBUQ	Ruim	2		
566,620	D	CBUQ																		1	1	0	0	0	CBUQ	Ruim	2		
566,640	E	CBUQ																		1	1	0	0	0	CBUQ	Ruim	2		
566,660	D	CBUQ																		1	1	0	0	0	CBUQ	Ruim	2		
566,680	E	CBUQ																		1	1	0	0	0	CBUQ	Ruim	2		
566,700	D	CBUQ																		1	1	0	0	0	CBUQ	Ruim	2		
566,720	E	CBUQ		X																1	2	10	0	0	CBUQ	Ruim	2		
566,740	D	CBUQ		X																2	2	10	0	0	CBUQ	Ruim	2		
566,760	E	CBUQ																		2	2	0	0	0	CBUQ	Ruim	2		
566,780	D	CBUQ																		2	2	0	0	0	CBUQ	Ruim	2		
566,800	E	CBUQ		X																2	2	10	0	0	CBUQ	Ruim	2		
566,820	D	CBUQ																		2	2	0	0	0	CBUQ	Ruim	2		
566,840	E	CBUQ		X																2	2	20	0	0	CBUQ	Ruim	2		
566,860	D	CBUQ		X																2	2	20	0	0	CBUQ	Ruim	2		
566,880	E	CBUQ		X																2	2	20	0	0	CBUQ	Ruim	2		
566,900	D	CBUQ																		2	2	0	0	0	CBUQ	Ruim	2		
566,920	E	CBUQ																		2	2	20	0	0	CBUQ	Ruim	2		
566,940	D	CBUQ		X											X					2	2	20	0	0	CBUQ	Ruim	2		
566,960	E	CBUQ		X											X					1	2	20	0	0	CBUQ	Ruim	2		
566,980	D	CBUQ		X										X	X					2	2	30	0	0	CBUQ	Ruim	2		
567,000	E	CBUQ		X	X	X														2	2	10	0	0	CBUQ	Ruim	2		
567,020	D	CBUQ		X										X						2	2	20	0	0	CBUQ	Ruim	2		
567,040	E	CBUQ		X	X	X														2	2	20	0	0	CBUQ	Ruim	2		
567,060	D	CBUQ		X	X										X					2	2	20	0	0	CBUQ	Ruim	2		
567,080	E	CBUQ		X	X	X			X											2	2	20	0	20	CBUQ	Ruim	2		
567,100	D	CBUQ		X									X		X					2	2	60	0	0	Não Tem				
567,120	E	CBUQ		X																2	2	30	0	0	CBUQ	Ruim	2		
567,140	D	CBUQ																		2	2	0	0	0	Não Tem				

INVENTÁRIO DO ESTADO DA SUPERFICIE DO PAVIMENTO																										DNIT-PRO 06			
RODOVIA: BR-116 (MG)																		SEGMENTO: 0,000 ao 817,000								DATA: 03/2007			
TRECHO: Div. BA/MG - Div. MG/RJ																		AVALIADOR: Gerson								PISTA: Simples		FOLHA:	
km	Faixa	Pista Tipo Rev.	OK	FC-1			FC-2		FC-3		AF	O	P	EX	D	R	ALC	ATC	DG	Flecha mm		% de Área			ACOSTAMENTO				
				FI	TTC	TLC	J	TB	JE	E										TRI	TRE	FC-1	FC-2	FC-3	Tipo	Estado	Deg cm	OBS.	
				(1)	(1)	(1)	(2)	(2)	(3)	(3)										(4)	(5)	(5)	(6)	(7)	(8)				
567,160	E	CBUQ																		2	2	0	0	0	CBUQ	Ruim	2		
567,180	D	CBUQ		X																1	2	20	0	0	Não Tem				
567,200	E	CBUQ		X																2	2	60	0	0	CBUQ	Ruim	2		
567,220	D	CBUQ																		2	2	0	0	0	Não Tem				
567,240	E	CBUQ		X																1	1	10	0	0	CBUQ	Ruim	2		
567,260	D	CBUQ																		1	2	0	0	0	Não Tem				
567,280	E	CBUQ																		1	1	0	0	0	CBUQ	Ruim	2		
567,300	D	CBUQ																		1	2	0	0	0	Não Tem				
567,320	E	CBUQ																		1	1	0	0	0	CBUQ	Ruim	2		
567,340	D	CBUQ																		1	2	0	0	0	Não Tem				
567,360	E	CBUQ		X	X	X			X				X		X					2	2	40	0	40	CBUQ	Ruim	2		
567,380	D	CBUQ		X					X											2	2	20	0	30	Não Tem				
567,400	E	CBUQ		X	X	X														2	2	40	0	0	CBUQ	Ruim	2		
567,420	D	CBUQ		X					X					X	X					2	2	20	0	60	Não Tem				
567,440	E	CBUQ		X									X		X					1	2	20	0	0	CBUQ	Ruim	2		
567,460	D	CBUQ		X																1	1	10	0	0	Não Tem				
567,480	E	CBUQ		X																1	2	60	0	0	CBUQ	Reg.	0		
567,500	D	CBUQ		X										X	X					1	1	20	0	0	Não Tem				
567,520	E	CBUQ		X																2	2	30	0	0	CBUQ	Reg.	0		
567,540	D	CBUQ		X									X		X					2	2	30	0	0	Não Tem				
567,560	E	CBUQ		X			X													2	2	20	20	0	CBUQ	Reg.	0		
567,580	D	CBUQ		X																2	2	20	0	0	Não Tem				
567,600	E	CBUQ		X			X						X		X					2	2	30	0	0	CBUQ	Reg.	0		
567,620	D	CBUQ		X																1	1	10	0	0	Não Tem				
567,640	E	CBUQ		X																2	2	20	0	0	CBUQ	Reg.	0		
567,660	D	CBUQ		X																1	1	10	0	0	Não Tem				
567,680	E	CBUQ		X																2	2	10	0	0	CBUQ	Reg.	0		
567,700	D	CBUQ		X																2	2	20	0	0	Não Tem				
567,720	E	CBUQ		X																1	1	20	0	0	CBUQ	Reg.	0		
567,740	D	CBUQ		X	X	X														2	2	30	0	0	Não Tem				
567,760	E	CBUQ		X																2	2	20	0	0	CBUQ	Reg.	0		
567,780	D	CBUQ		X																1	2	40	0	0	Não Tem				
567,800	E	CBUQ		X											X					2	2	20	0	0	CBUQ	Reg.	0		

INVENTÁRIO DO ESTADO DA SUPERFÍCIE DO PAVIMENTO																											DNIT-PRO 06							
RODOVIA: BR-116 (MG)																	SEGMENTO: 0,000 ao 817,000										DATA: 03/2007							
TRECHO: Div. BA/MG - Div. MG/RJ																	AVALIADOR: Gerson										PISTA: Simples				FOLHA:			
km	Faixa	Pista Tipo Rev.	OK	FC-1			FC-2		FC-3		AF	O	P	EX	D	R	ALC	ATC	DG	Flecha		% de Área			ACOSTAMENTO									
				FI	TTC	TLC	J	TB	JE	E										TRI	TRE	FC-1	FC-2	FC-3	Tipo	Estado	Deg cm	OBS.						
				(1)	(1)	(1)	(2)	(2)	(3)	(3)																			(4)	(5)	(5)	(6)	(7)	(8)
567,820	D	CBUQ		X			X									X				2	2	30	30	0	Não Tem									
567,840	E	CBUQ					X									X				2	2	0	60	0	CBUQ	Reg.	0							
567,860	D	CBUQ		X																2	2	60	0	0	Não Tem									
567,880	E	CBUQ		X	X	X	X									X				2	2	30	30	0	CBUQ	Reg.	0							
567,900	D	CBUQ		X																1	2	30	0	0	Não Tem									
567,920	E	CBUQ		X			X									X				2	2	20	40	0	CBUQ	Reg.	0							
567,940	D	CBUQ		X												X				1	2	60	0	0	Não Tem									
567,960	E	CBUQ		X			X									X				1	1	20	20	0	CBUQ	Reg.	0							
567,980	D	CBUQ		X																2	2	30	0	0	Não Tem									
568,000	E	CBUQ		X			X									X				2	2	20	20	0	CBUQ	Reg.	0							
568,020	D	CBUQ		X									X			X				2	2	30	0	0	Não Tem									
568,040	E	CBUQ		X	X	X										X				2	2	20	0	0	CBUQ	Reg.	0							
568,060	D	CBUQ		X											X	X				1	2	40	0	0	Não Tem									
568,080	E	CBUQ		X	X	X									X					1	2	40	0	0	CBUQ	Reg.	0							
568,100	D	CBUQ		X																1	1	30	0	0	Não Tem									
568,120	E	CBUQ														X				2	2	0	0	0	CBUQ	Reg.	0							
568,140	D	CBUQ		X																1	2	10	0	0	CBUQ	Reg.	0							
568,160	E	CBUQ											X		X					2	2	0	0	0	CBUQ	Reg.	0							
568,180	D	CBUQ		X											X					2	2	20	0	0	CBUQ	Ruim	3							
568,200	E	CBUQ		X																1	1	10	0	0	CBUQ	Ruim	3							
568,220	D	CBUQ		X																1	1	10	0	0	CBUQ	Ruim	3							
568,240	E	CBUQ		X																2	2	10	0	0	CBUQ	Ruim	3							
568,260	D	CBUQ		X																1	2	20	0	0	CBUQ	Ruim	3							
568,280	E	CBUQ																		1	1	0	0	0	CBUQ	Ruim	3							
568,300	D	CBUQ		X																2	2	20	0	0	CBUQ	Ruim	3							
568,320	E	CBUQ		X																2	2	10	0	0	CBUQ	Ruim	3							
568,340	D	CBUQ		X																2	2	20	0	0	CBUQ	Ruim	3							
568,360	E	CBUQ		X																1	1	10	0	0	CBUQ	Ruim	3							
568,380	D	CBUQ		X																2	2	20	0	0	CBUQ	Ruim	3							
568,400	E	CBUQ		X																2	2	40	0	0	CBUQ	Ruim	3							
568,420	D	CBUQ		X																2	2	20	0	0	CBUQ	Ruim	3							
568,440	E	CBUQ		X																1	1	10	0	0	CBUQ	Ruim	3							
568,460	D	CBUQ																		1	1	0	0	0	CBUQ	Ruim	3							

INVENTÁRIO DO ESTADO DA SUPERFÍCIE DO PAVIMENTO																											DNIT-PRO 06					
RODOVIA: BR-116 (MG)																		SEGMENTO: 0,000 ao 817,000									DATA: 03/2007					
TRECHO: Div. BA/MG - Div. MG/RJ																		AVALIADOR: Gerson									PISTA: Simples			FOLHA:		
km	Faixa	Pista Tipo Rev.	OK	FC-1			FC-2		FC-3		AF	O	P	EX	D	R	ALC	ATC	DG	Flecha		% de Área			ACOSTAMENTO							
				FI	TTC	TLC	J	TB	JE	E										TRI	TRE	FC-1	FC-2	FC-3	Tipo	Estado	Deg cm	OBS.				
				(1)	(1)	(1)	(2)	(2)	(3)	(3)										(4)	(5)	(5)	(6)	(7)	(8)							
568,480	E	CBUQ																		0	1	0	0	0	CBUQ	Ruim	0					
568,500	D	CBUQ																		1	1	0	0	0	CBUQ	Ruim	3					
568,520	E	CBUQ																		1	1	0	0	0	CBUQ	Ruim	0					
568,540	D	CBUQ																		1	0	0	0	0	CBUQ	Ruim	3					
568,560	E	CBUQ		X									X		X					2	2	60	0	0	CBUQ	Ruim	0					
568,580	D	CBUQ		X	X	X														2	2	40	0	0	CBUQ	Ruim	3					
568,600	E	CBUQ		X												X				2	2	70	0	0	CBUQ	Ruim	0					
568,620	D	CBUQ		X											X	X				2	2	60	0	0	CBUQ	Ruim	3					
568,640	E	CBUQ											X			X				2	2	0	0	0	CBUQ	Ruim	0					
568,660	D	CBUQ		X																2	2	10	0	0	CBUQ	Ruim	3					
568,680	E	CBUQ		X	X	X	X									X				2	2	20	20	0	CBUQ	Ruim	0					
568,700	D	CBUQ		X																1	1	10	0	0	CBUQ	Ruim	3					
568,720	E	CBUQ		X																2	2	20	0	0	CBUQ	Ruim	0					
568,740	D	CBUQ		X																1	1	20	0	0	CBUQ	Ruim	3					
568,760	E	CBUQ		X		X														2	2	30	0	0	CBUQ	Ruim	0					
568,780	D	CBUQ		X																2	2	30	0	0	CBUQ	Ruim	3					
568,800	E	CBUQ		X	X	X														2	2	20	0	0	CBUQ	Ruim	0					
568,820	D	CBUQ		X												X				2	2	10	0	0	CBUQ	Ruim	3					
568,840	E	CBUQ		X									X			X				2	2	40	0	0	CBUQ	Ruim	0					
568,860	D	CBUQ		X																2	2	30	0	0	CBUQ	Ruim	3					
568,880	E	CBUQ		X	X	X										X				2	2	30	0	0	CBUQ	Ruim	0					
568,900	D	CBUQ		X																2	2	10	0	0	CBUQ	Ruim	3					
568,920	E	CBUQ		X									X			X				2	2	30	0	0	CBUQ	Ruim	0					
568,940	D	CBUQ		X																2	2	40	0	0	CBUQ	Ruim	3					
568,960	E	CBUQ		X									X			X				1	1	30	0	0	CBUQ	Ruim	0					
568,980	D	CBUQ		X																2	2	60	0	0	CBUQ	Ruim	3					
569,000	E	CBUQ		X																1	1	20	0	0	CBUQ	Ruim	3					
569,020	D	CBUQ		X												X				2	2	60	0	0	CBUQ	Ruim	3					
569,040	E	CBUQ		X																2	2	40	0	0	CBUQ	Ruim	3					
569,060	D	CBUQ		X												X				2	2	60	0	0	CBUQ	Ruim	3					
569,080	E	CBUQ		X											X	X				2	2	20	0	0	CBUQ	Ruim	3					
569,100	D	CBUQ		X												X				2	2	40	0	0	CBUQ	Ruim	3					
569,120	E	CBUQ		X			X													2	2	40	40	0	CBUQ	Ruim	3					

INVENTÁRIO DO ESTADO DA SUPERFÍCIE DO PAVIMENTO																												DNIT-PRO 06			
RODOVIA: BR-116 (MG)														SEGMENTO: 0,000 ao 817,000														DATA: 03/2007			
TRECHO: Div. BA/MG - Div. MG/RJ														AVALIADOR: Gerson														PISTA: Simples		FOLHA:	
km	Faixa	Pista Tipo Rev.	OK	FC-1			FC-2		FC-3		AF	O	P	EX	D	R	ALC	ATC	DG	Flecha		% de Área			ACOSTAMENTO						
				FI	TTC	TLC	J	TB	JE	E										TRI	TRE	FC-1	FC-2	FC-3	Tipo	Estado	Deg cm	OBS.			
				(1)	(1)	(1)	(2)	(2)	(3)	(3)																			(4)	(5)	(5)
569,140	D	CBUQ		X																2	2	60	0	0	CBUQ	Ruim	3				
569,160	E	CBUQ		X																2	2	70	0	0	CBUQ	Ruim	3				
569,180	D	CBUQ		X																2	2	60	0	0	CBUQ	Ruim	3				
569,200	E	CBUQ		X																2	2	20	0	0	CBUQ	Ruim	3				
569,220	D	CBUQ		X																2	2	30	0	0	CBUQ	Ruim	3				
569,240	E	CBUQ																		2	2	0	0	0	CBUQ	Ruim	3				
569,260	D	CBUQ		X																2	2	30	0	0	CBUQ	Ruim	3				
569,280	E	CBUQ		X																1	2	40	0	0	CBUQ	Ruim	3				
569,300	D	CBUQ		X																2	2	20	0	0	CBUQ	Ruim	3				
569,320	E	CBUQ		X																2	2	30	0	0	CBUQ	Ruim	3				
569,340	D	CBUQ		X																2	2	30	0	0	CBUQ	Ruim	3				
569,360	E	CBUQ		X																2	2	30	0	0	CBUQ	Ruim	3				
569,380	D	CBUQ		X																2	2	30	0	0	CBUQ	Ruim	3				
569,400	E	CBUQ		X																2	2	30	0	0	CBUQ	Ruim	3				
569,420	D	CBUQ		X																2	2	30	0	0	CBUQ	Ruim	3				
569,440	E	CBUQ		X																2	2	30	0	0	CBUQ	Ruim	3				
569,460	D	CBUQ		X																2	2	60	0	0	CBUQ	Ruim	3				
569,480	E	CBUQ		X											X	X				2	2	20	0	0	CBUQ	Ruim	3				
569,500	D	CBUQ		X											X	X				2	2	20	0	0	CBUQ	Ruim	3				
569,520	E	CBUQ														X				2	2	0	0	0	CBUQ	Ruim	3				
569,540	D	CBUQ		X												X				2	2	20	0	0	CBUQ	Ruim	3				
569,560	E	CBUQ		X																2	2	20	0	0	CBUQ	Ruim	3				
569,580	D	CBUQ		X												X				2	2	20	0	0	CBUQ	Ruim	3				
569,600	E	CBUQ														X				2	2	0	0	0	CBUQ	Ruim	3				
569,620	D	CBUQ		X												X				2	2	60	0	0	CBUQ	Ruim	3				
569,640	E	CBUQ		X											X	X				2	2	20	0	0	CBUQ	Ruim	3				
569,660	D	CBUQ		X											X	X				2	2	60	0	0	CBUQ	Ruim	3				
569,680	E	CBUQ		X											X	X				2	2	60	0	0	CBUQ	Ruim	3				
569,700	D	CBUQ		X											X	X				2	2	60	0	0	CBUQ	Ruim	3				
569,720	E	CBUQ		X																1	1	20	0	0	CBUQ	Ruim	3				
569,740	D	CBUQ																		2	2	0	0	0	CBUQ	Ruim	3				
569,760	E	CBUQ		X																2	2	10	0	0	CBUQ	Ruim	3				
569,780	D	CBUQ																		2	2	0	0	0	CBUQ	Ruim	3				

INVENTÁRIO DO ESTADO DA SUPERFÍCIE DO PAVIMENTO																											DNIT-PRO 06					
RODOVIA: BR-116 (MG)																		SEGMENTO: 0,000 ao 817,000									DATA: 03/2007					
TRECHO: Div. BA/MG - Div. MG/RJ																		AVALIADOR: Gerson									PISTA: Simples			FOLHA:		
km	Faixa	Pista Tipo Rev.	OK	FC-1			FC-2		FC-3		AF	O	P	EX	D	R	ALC	ATC	DG	Flecha mm		% de Área			ACOSTAMENTO							
				FI	TTC	TLC	J	TB	JE	E										TRI	TRE	FC-1	FC-2	FC-3	Tipo	Estado	Deg cm	OBS.				
				(1)	(1)	(1)	(2)	(2)	(3)	(3)										(4)	(5)	(5)	(6)	(7)	(8)							
569,800	E	CBUQ																		1	1	0	0	0	CBUQ	Ruim	3					
569,820	D	CBUQ													X					1	2	0	0	0	CBUQ	Ruim	3					
569,840	E	CBUQ																		2	2	0	0	0	CBUQ	Ruim	3					
569,860	D	CBUQ																		2	2	0	0	0	CBUQ	Ruim	3					
569,880	E	CBUQ																		1	2	0	0	0	CBUQ	Ruim	3					
569,900	D	CBUQ																		2	2	0	0	0	CBUQ	Ruim	3					
569,920	E	CBUQ																		1	2	0	0	0	CBUQ	Ruim	3					
569,940	D	CBUQ																		1	1	0	0	0	CBUQ	Ruim	3					
569,960	E	CBUQ																		1	1	0	0	0	CBUQ	Ruim	3					
569,980	D	CBUQ																		2	1	0	0	0	CBUQ	Ruim	3					
570,000	E	CBUQ																		1	1	0	0	0	CBUQ	Ruim	3					
570,020	D	CBUQ																		1	2	0	0	0	CBUQ	Ruim	3					
570,040	E	CBUQ																		1	1	0	0	0	CBUQ	Ruim	3					
570,060	D	CBUQ																		1	1	0	0	0	CBUQ	Ruim	3					
570,080	E	CBUQ																		0	1	0	0	0	CBUQ	Ruim	3					
570,100	D	CBUQ																		1	1	0	0	0	CBUQ	Ruim	3					
570,120	E	CBUQ		X																2	2	20	0	0	CBUQ	Ruim	3					
570,140	D	CBUQ																		2	2	0	0	0	CBUQ	Ruim	3					
570,160	E	CBUQ		X											X					1	2	20	0	0	CBUQ	Ruim	3					
570,180	D	CBUQ		X																2	2	10	0	0	CBUQ	Ruim	3					
570,200	E	CBUQ																		1	1	0	0	0	CBUQ	Ruim	3					
570,220	D	CBUQ		X																1	1	10	0	0	CBUQ	Ruim	3					
570,240	E	CBUQ		X																1	1	10	0	0	CBUQ	Ruim	3					
570,260	D	CBUQ																		1	1	0	0	0	CBUQ	Ruim	3					
570,280	E	CBUQ																		1	1	0	0	0	CBUQ	Ruim	3					
570,300	D	CBUQ																		1	1	0	0	0	CBUQ	Ruim	3					
570,320	E	CBUQ																		1	1	0	0	0	CBUQ	Ruim	3					
570,340	D	CBUQ		X											X					1	1	40	0	0	CBUQ	Ruim	3					
570,360	E	CBUQ		X											X					1	1	20	0	0	CBUQ	Ruim	3					
570,380	D	CBUQ																		1	1	0	0	0	CBUQ	Ruim	3					
570,400	E	CBUQ																		0	1	0	0	0	CBUQ	Ruim	3					
570,420	D	CBUQ																		1	1	0	0	0	CBUQ	Ruim	3					
570,440	E	CBUQ																		1	1	0	0	0	CBUQ	Ruim	3					

INVENTÁRIO DO ESTADO DA SUPERFÍCIE DO PAVIMENTO																										DNIT-PRO 06			
RODOVIA: BR-116 (MG)																		SEGMENTO: 0,000 ao 817,000								DATA: 03/2007			
TRECHO: Div. BA/MG - Div. MG/RJ																		AVALIADOR: Gerson								PISTA: Simples		FOLHA:	
km	Faixa	Pista Tipo Rev.	OK	FC-1			FC-2		FC-3		AF	O	P	EX	D	R	ALC	ATC	DG	Flecha		% de Área			ACOSTAMENTO				
				FI	TTC	TLC	J	TB	JE	E										TRI	TRE	FC-1	FC-2	FC-3	Tipo	Estado	Deg cm	OBS.	
				(1)	(1)	(1)	(2)	(2)	(3)	(3)																			
570,460	D	CBUQ																		0	1	0	0	0	CBUQ	Ruim	3		
570,480	E	CBUQ																		1	1	0	0	0	CBUQ	Ruim	3		
570,500	D	CBUQ																		1	0	0	0	0	CBUQ	Ruim	3		
570,520	E	CBUQ																		1	1	0	0	0	CBUQ	Ruim	3		
570,540	D	CBUQ																		1	1	0	0	0	CBUQ	Ruim	3		
570,560	E	CBUQ		X																1	1	10	0	0	CBUQ	Ruim	3		
570,580	D	CBUQ																		0	1	0	0	0	CBUQ	Ruim	3		
570,600	E	CBUQ																		1	1	0	0	0	CBUQ	Ruim	3		
570,620	D	CBUQ																		0	1	0	0	0	CBUQ	Ruim	3		
570,640	E	CBUQ		X																1	1	10	0	0	CBUQ	Ruim	3		
570,660	D	CBUQ																		1	1	0	0	0	CBUQ	Ruim	3		
570,680	E	CBUQ																		1	1	0	0	0	CBUQ	Ruim	3		
570,700	D	CBUQ																		1	1	0	0	0	CBUQ	Ruim	3		
570,720	E	CBUQ		X					X											1	1	10	0	10	CBUQ	Ruim	3		
570,740	D	CBUQ																		1	1	0	0	0	CBUQ	Ruim	3		
570,760	E	CBUQ		X																1	1	10	0	0	CBUQ	Ruim	3		
570,780	D	CBUQ																		1	1	0	0	0	CBUQ	Ruim	3		
570,800	E	CBUQ																		1	1	0	0	0	CBUQ	Ruim	3		
570,820	D	CBUQ																		0	1	0	0	0	CBUQ	Ruim	3		
570,840	E	CBUQ		X																1	1	10	0	0	CBUQ	Ruim	3		
570,860	D	CBUQ																		1	1	0	0	0	CBUQ	Ruim	3		
570,880	E	CBUQ		X																1	1	20	0	0	CBUQ	Ruim	3		
570,900	D	CBUQ					X						X		X	X				2	2	0	20	0	CBUQ	Ruim	3		
570,920	E	CBUQ					X									X				1	2	0	20	0	CBUQ	Ruim	3		
570,940	D	CBUQ		X																2	2	40	0	0	CBUQ	Ruim	3		
570,960	E	CBUQ		X									X			X				1	1	20	0	0	CBUQ	Reg.	2		
570,980	D	CBUQ		X																1	1	10	0	0	CBUQ	Reg.	2		
571,000	E	CBUQ		X																1	1	10	0	0	CBUQ	Reg.	2		
571,020	D	CBUQ		X																1	1	10	0	0	CBUQ	Reg.	2		
571,040	E	CBUQ		X																1	1	10	0	0	CBUQ	Reg.	2		
571,060	D	CBUQ		X																1	1	10	0	0	CBUQ	Reg.	2		
571,080	E	CBUQ		X																1	1	10	0	0	CBUQ	Reg.	2		
571,100	D	CBUQ		X																0	1	10	0	0	CBUQ	Reg.	2		

INVENTÁRIO DO ESTADO DA SUPERFÍCIE DO PAVIMENTO																											DNIT-PRO 06					
RODOVIA: BR-116 (MG)																		SEGMENTO: 0,000 ao 817,000									DATA: 03/2007					
TRECHO: Div. BA/MG - Div. MG/RJ																		AVALIADOR: Gerson									PISTA: Simples			FOLHA:		
km	Faixa	Pista Tipo Rev.	OK	FC-1			FC-2		FC-3		AF	O	P	EX	D	R	ALC	ATC	DG	Flecha		% de Área			ACOSTAMENTO							
				FI	TTC	TLC	J	TB	JE	E										TRI	TRE	FC-1	FC-2	FC-3	Tipo	Estado	Deg cm	OBS.				
				(1)	(1)	(1)	(2)	(2)	(3)	(3)																			(4)	(5)	(5)	(6)
571,120	E	CBUQ		X																1	2	10	0	0	CBUQ	Reg.	2					
571,140	D	CBUQ		X																1	1	10	0	0	CBUQ	Reg.	2					
571,160	E	CBUQ		X																1	0	10	0	0	CBUQ	Reg.	2					
571,180	D	CBUQ		X																1	1	10	0	0	CBUQ	Reg.	2					
571,200	E	CBUQ		X																1	1	20	0	0	CBUQ	Reg.	2					
571,220	D	CBUQ		X																1	1	10	0	0	CBUQ	Reg.	2					
571,240	E	CBUQ		X																2	1	10	0	0	CBUQ	Reg.	2					
571,260	D	CBUQ		X																1	1	10	0	0	CBUQ	Reg.	2					
571,280	E	CBUQ		X																1	2	10	0	0	CBUQ	Reg.	2					
571,300	D	CBUQ		X																0	1	10	0	0	CBUQ	Reg.	2					
571,320	E	CBUQ		X																1	1	10	0	0	CBUQ	Reg.	2					
571,340	D	CBUQ		X																1	1	10	0	0	CBUQ	Reg.	2					
571,360	E	CBUQ		X																1	0	10	0	0	CBUQ	Reg.	2					
571,380	D	CBUQ		X									X							1	1	10	0	0	CBUQ	Reg.	2					
571,400	E	CBUQ		X																1	1	20	0	0	CBUQ	Reg.	2					
571,420	D	CBUQ		X																1	2	20	0	0	CBUQ	Reg.	2					
571,440	E	CBUQ		X																2	2	60	0	0	CBUQ	Reg.	2					
571,460	D	CBUQ		X																1	1	20	0	0	CBUQ	Reg.	2					
571,480	E	CBUQ		X																2	2	20	0	0	CBUQ	Reg.	2					
571,500	D	CBUQ		X										X	X					2	2	20	0	0	CBUQ	Reg.	2					
571,520	E	CBUQ		X																1	1	20	0	0	CBUQ	Reg.	2					
571,540	D	CBUQ		X																2	2	20	0	0	CBUQ	Reg.	2					
571,560	E	CBUQ		X																2	2	20	0	0	CBUQ	Reg.	2					
571,580	D	CBUQ																		2	2	0	0	0	CBUQ	Reg.	2					
571,600	E	CBUQ																		2	2	0	0	0	CBUQ	Reg.	2					
571,620	D	CBUQ		X																2	2	20	0	0	CBUQ	Reg.	2					
571,640	E	CBUQ																		2	2	0	0	0	CBUQ	Reg.	2					
571,660	D	CBUQ																		2	2	0	0	0	CBUQ	Reg.	2					
571,680	E	CBUQ																		1	1	0	0	0	CBUQ	Reg.	2					
571,700	D	CBUQ																		0	1	0	0	0	CBUQ	Reg.	2					
571,720	E	CBUQ																		1	1	0	0	0	CBUQ	Reg.	2					
571,740	D	CBUQ		X																1	1	10	0	0	CBUQ	Reg.	2					
571,760	E	CBUQ																		1	1	0	0	0	CBUQ	Reg.	2					

INVENTÁRIO DO ESTADO DA SUPERFÍCIE DO PAVIMENTO																									DNIT-PRO 06			
RODOVIA: BR-116 (MG)										SEGMENTO: 0,000 ao 817,000															DATA: 03/2007			
TRECHO: Div. BA/MG - Div. MG/RJ										AVALIADOR: Gerson										PISTA: Simples					FOLHA:			
km	Faixa	Pista Tipo Rev.	OK	FC-1			FC-2		FC-3		AF	O	P	EX	D	R	ALC	ATC	DG	Flecha mm		% de Área			ACOSTAMENTO			
				FI	TTC	TLC	J	TB	JE	E										TRI	TRE	FC-1	FC-2	FC-3	Tipo	Estado	Deg cm	OBS.
				(1)	(1)	(1)	(2)	(2)	(3)	(3)										(4)	(5)	(5)	(6)	(7)	(8)			
571,780	D	CBUQ																		0	1	0	0	0	CBUQ	Reg.	2	
571,800	E	CBUQ											X							1	1	0	0	0	CBUQ	Bom	0	
571,820	D	CBUQ											X							1	1	0	0	0	CBUQ	Bom	0	
571,840	E	CBUQ											X							1	1	0	0	0	CBUQ	Bom	0	
571,860	D	CBUQ											X							1	0	0	0	0	CBUQ	Bom	0	
571,880	E	CBUQ											X							0	1	0	0	0	CBUQ	Bom	0	
571,900	D	CBUQ											X							1	1	0	0	0	CBUQ	Bom	0	
571,920	E	CBUQ											X							0	0	0	0	0	CBUQ	Bom	0	
571,940	D	CBUQ											X							1	1	0	0	0	CBUQ	Bom	0	
571,960	E	CBUQ											X							1	0	0	0	0	CBUQ	Bom	0	
571,980	D	CBUQ											X							0	0	0	0	0	CBUQ	Bom	0	
572,000	E	CBUQ											X							1	1	0	0	0	CBUQ	Bom	0	
572,020	D	CBUQ											X							1	1	0	0	0	CBUQ	Bom	0	
572,040	E	CBUQ											X							1	1	0	0	0	CBUQ	Bom	0	
572,060	D	CBUQ											X							1	1	0	0	0	CBUQ	Bom	0	
572,080	E	CBUQ											X							0	1	0	0	0	CBUQ	Bom	0	
572,100	D	CBUQ											X							1	1	0	0	0	CBUQ	Bom	0	
572,120	E	CBUQ											X							1	1	0	0	0	CBUQ	Bom	0	
572,140	D	CBUQ											X							1	1	0	0	0	CBUQ	Bom	0	
572,160	E	CBUQ											X							0	1	0	0	0	CBUQ	Bom	0	
572,180	D	CBUQ											X							1	1	0	0	0	CBUQ	Bom	0	
572,200	E	CBUQ											X							1	1	0	0	0	CBUQ	Bom	0	
572,220	D	CBUQ											X							1	1	0	0	0	CBUQ	Bom	0	
572,240	E	CBUQ											X							1	0	0	0	0	CBUQ	Bom	0	
572,260	D	CBUQ											X							1	1	0	0	0	CBUQ	Bom	0	
572,280	E	CBUQ											X							1	0	0	0	0	CBUQ	Bom	0	
572,300	D	CBUQ											X							1	0	0	0	0	CBUQ	Bom	0	
572,320	E	CBUQ											X							1	0	0	0	0	CBUQ	Bom	0	
572,340	D	CBUQ											X							0	1	0	0	0	CBUQ	Bom	0	
572,360	E	CBUQ											X							0	1	0	0	0	CBUQ	Bom	0	
572,380	D	CBUQ											X							1	1	0	0	0	CBUQ	Bom	0	
572,400	E	CBUQ											X							1	1	0	0	0	CBUQ	Bom	0	
572,420	D	CBUQ											X							1	1	0	0	0	CBUQ	Bom	0	

INVENTÁRIO DO ESTADO DA SUPERFÍCIE DO PAVIMENTO																											DNIT-PRO 06							
RODOVIA: BR-116 (MG)																	SEGMENTO: 0,000 ao 817,000										DATA: 03/2007							
TRECHO: Div. BA/MG - Div. MG/RJ																	AVALIADOR: Gerson										PISTA: Simples				FOLHA:			
km	Faixa	Pista Tipo Rev.	OK	FC-1			FC-2		FC-3		AF	O	P	EX	D	R	ALC	ATC	DG	Flecha		% de Área			ACOSTAMENTO									
				FI	TTC	TLC	J	TB	JE	E										TRI	TRE	FC-1	FC-2	FC-3	Tipo	Estado	Deg	OBS.						
				(1)	(1)	(1)	(2)	(2)	(3)	(3)										(4)	(5)	(5)	(6)	(7)	(8)					cm				
572,440	E	CBUQ											X							1	1	0	0	0	CBUQ	Bom	0							
572,460	D	CBUQ											X							1	0	0	0	0	CBUQ	Bom	0							
572,480	E	CBUQ											X							0	0	0	0	0	CBUQ	Bom	0							
572,500	D	CBUQ											X							1	1	0	0	0	CBUQ	Bom	0							
572,520	E	CBUQ											X							1	1	0	0	0	CBUQ	Bom	0							
572,540	D	CBUQ											X							1	1	0	0	0	CBUQ	Bom	0							
572,560	E	CBUQ											X							0	1	0	0	0	CBUQ	Bom	0							
572,580	D	CBUQ											X							1	1	0	0	0	CBUQ	Bom	0							
572,600	E	CBUQ											X							1	1	0	0	0	CBUQ	Bom	0							
572,620	D	CBUQ											X							1	1	0	0	0	CBUQ	Bom	0							
572,640	E	CBUQ											X							1	1	0	0	0	CBUQ	Bom	0							
572,660	D	CBUQ											X							1	2	0	0	0	CBUQ	Bom	0							
572,680	E	CBUQ											X							1	2	0	0	0	CBUQ	Bom	0							
572,700	D	CBUQ											X							1	0	0	0	0	CBUQ	Bom	0							
572,720	E	CBUQ											X							1	1	0	0	0	CBUQ	Bom	0							
572,740	D	CBUQ											X							1	2	0	0	0	CBUQ	Bom	0							
572,760	E	CBUQ											X							2	1	0	0	0	CBUQ	Bom	0							
572,780	D	CBUQ											X							1	1	0	0	0	CBUQ	Bom	0							
572,800	E	CBUQ											X							1	1	0	0	0	CBUQ	Bom	0							
572,820	D	CBUQ											X							1	1	0	0	0	CBUQ	Bom	0							
572,840	E	CBUQ											X							1	1	0	0	0	CBUQ	Bom	0							
572,860	D	CBUQ											X							1	1	0	0	0	CBUQ	Bom	0							
572,880	E	CBUQ											X							1	0	0	0	0	CBUQ	Bom	0							
572,900	D	CBUQ											X							1	0	0	0	0	CBUQ	Bom	0							
572,920	E	CBUQ											X							1	2	0	0	0	CBUQ	Bom	0							
572,940	D	CBUQ											X							1	1	0	0	0	CBUQ	Bom	0							
572,960	E	CBUQ											X							0	1	0	0	0	CBUQ	Bom	0							
572,980	D	CBUQ											X							1	0	0	0	0	CBUQ	Bom	0							
573,000	E	CBUQ											X							1	1	0	0	0	CBUQ	Bom	0							
573,020	D	CBUQ											X							1	2	0	0	0	CBUQ	Bom	0							
573,040	E	CBUQ											X							1	2	0	0	0	CBUQ	Bom	0							
573,060	D	CBUQ											X							1	1	0	0	0	CBUQ	Bom	0							
573,080	E	CBUQ											X							1	1	0	0	0	CBUQ	Bom	0							

INVENTÁRIO DO ESTADO DA SUPERFÍCIE DO PAVIMENTO																									DNIT-PRO 06				
RODOVIA: BR-116 (MG)										SEGMENTO: 0,000 ao 817,000															DATA: 03/2007				
TRECHO: Div. BA/MG - Div. MG/RJ										AVALIADOR: Gerson										PISTA: Simples					FOLHA:				
km	Faixa	Pista Tipo Rev.	OK	FC-1			FC-2		FC-3		AF	O	P	EX	D	R	ALC	ATC	DG	Flecha		% de Área			ACOSTAMENTO				
				FI	TTC	TLC	J	TB	JE	E										TRI	TRE	FC-1	FC-2	FC-3	Tipo	Estado	Deg cm	OBS.	
				(1)	(1)	(1)	(2)	(2)	(3)	(3)																			(4)
573,100	D	CBUQ												X						1	1	0	0	0	CBUQ	Bom	0		
573,120	E	CBUQ												X						1	1	0	0	0	CBUQ	Bom	0		
573,140	D	CBUQ												X						1	1	0	0	0	CBUQ	Bom	0		
573,160	E	CBUQ												X						1	1	0	0	0	CBUQ	Bom	0		
573,180	D	CBUQ												X						1	1	0	0	0	CBUQ	Bom	0		
573,200	E	CBUQ												X						1	1	0	0	0	CBUQ	Bom	0		
573,220	D	CBUQ												X						1	0	0	0	0	CBUQ	Bom	0		
573,240	E	CBUQ												X						1	0	0	0	0	CBUQ	Bom	0		
573,260	D	CBUQ												X						1	1	0	0	0	CBUQ	Bom	0		
573,280	E	CBUQ												X						0	1	0	0	0	CBUQ	Bom	0		
573,300	D	CBUQ												X						0	1	0	0	0	CBUQ	Bom	0		
573,320	E	CBUQ												X						1	1	0	0	0	CBUQ	Bom	0		
573,340	D	CBUQ												X						1	1	0	0	0	CBUQ	Bom	0		
573,360	E	CBUQ												X						1	1	0	0	0	CBUQ	Bom	0		
573,380	D	CBUQ												X						1	1	0	0	0	CBUQ	Bom	0		
573,400	E	CBUQ												X						1	1	0	0	0	CBUQ	Bom	0		
573,420	D	CBUQ												X						1	1	0	0	0	CBUQ	Bom	0		
573,440	E	CBUQ												X						1	1	0	0	0	CBUQ	Bom	0		
573,460	D	CBUQ												X						1	1	0	0	0	CBUQ	Reg.	2		
573,480	E	CBUQ												X						1	0	0	0	0	CBUQ	Reg.	2		
573,500	D	CBUQ												X						1	1	0	0	0	CBUQ	Reg.	2		
573,520	E	CBUQ												X						0	1	0	0	0	CBUQ	Reg.	2		
573,540	D	CBUQ																		1	1	0	0	0	CBUQ	Reg.	2		
573,560	E	CBUQ																		1	1	0	0	0	CBUQ	Reg.	2		
573,580	D	CBUQ																		0	1	0	0	0	CBUQ	Reg.	2		
573,600	E	CBUQ																		1	1	0	0	0	CBUQ	Reg.	2		
573,620	D	CBUQ																		1	1	0	0	0	CBUQ	Reg.	2		
573,640	E	CBUQ																		0	1	0	0	0	CBUQ	Reg.	2		
573,660	D	CBUQ																		1	1	0	0	0	CBUQ	Reg.	2		
573,680	E	CBUQ																		1	1	0	0	0	CBUQ	Reg.	2		
573,700	D	CBUQ																		1	0	0	0	0	CBUQ	Reg.	2		
573,720	E	CBUQ																		1	1	0	0	0	CBUQ	Reg.	2		
573,740	D	CBUQ		X												X				1	1	40	0	0	CBUQ	Reg.	2		

INVENTÁRIO DO ESTADO DA SUPERFÍCIE DO PAVIMENTO																											DNIT-PRO 06	
RODOVIA: BR-116 (MG)										SEGMENTO: 0,000 ao 817,000															DATA: 03/2007			
TRECHO: Div. BA/MG - Div. MG/RJ										AVALIADOR: Gerson										PISTA: Simples							FOLHA:	
km	Faixa	Pista Tipo Rev.	OK	FC-1			FC-2		FC-3		AF	O	P	EX	D	R	ALC	ATC	DG	Flecha		% de Área			ACOSTAMENTO			
				FI	TTC	TLC	J	TB	JE	E										TRI	TRE	FC-1	FC-2	FC-3	Tipo	Estado	Deg	OBS.
				(1)	(1)	(1)	(2)	(2)	(3)	(3)										(4)	(5)	(5)	(6)	(7)	(8)			
573,760	E	CBUQ		X																1	1	10	0	0	CBUQ	Reg.	2	
573,780	D	CBUQ																		2	2	0	0	0	CBUQ	Reg.	2	
573,800	E	CBUQ		X																1	2	20	0	0	CBUQ	Reg.	2	
573,820	D	CBUQ																		1	1	0	0	0	CBUQ	Reg.	2	
573,840	E	CBUQ		X	X	X														1	2	20	0	0	CBUQ	Reg.	2	
573,860	D	CBUQ		X	X										X					2	2	20	0	0	CBUQ	Reg.	2	
573,880	E	CBUQ																		1	2	0	0	0	CBUQ	Reg.	2	
573,900	D	CBUQ		X											X					2	2	40	0	0	CBUQ	Reg.	2	
573,920	E	CBUQ		X											X					2	2	30	0	0	CBUQ	Reg.	2	
573,940	D	CBUQ													X	X				2	2	0	0	0	CBUQ	Reg.	2	
573,960	E	CBUQ											X		X	X				2	2	0	0	0	CBUQ	Reg.	2	
573,980	D	CBUQ		X																2	2	20	0	0	CBUQ	Reg.	2	
574,000	E	CBUQ													X	X				1	2	0	0	0	CBUQ	Reg.	2	
574,020	D	CBUQ		X																2	2	10	0	0	CBUQ	Reg.	2	
574,040	E	CBUQ		X																1	2	20	0	0	CBUQ	Reg.	2	
574,060	D	CBUQ		X																1	1	10	0	0	CBUQ	Reg.	2	
574,080	E	CBUQ		X																2	2	30	0	0	CBUQ	Reg.	2	
574,100	D	CBUQ		X																2	2	60	0	0	CBUQ	Reg.	2	
574,120	E	CBUQ																		1	1	0	0	0	CBUQ	Reg.	2	
574,140	D	CBUQ		X												X				1	2	20	0	0	CBUQ	Reg.	2	
574,160	E	CBUQ		X											X	X				2	2	40	0	0	CBUQ	Reg.	2	
574,180	D	CBUQ		X												X				2	2	10	0	0	CBUQ	Reg.	2	
574,200	E	CBUQ													X	X				2	2	0	0	0	CBUQ	Reg.	2	
574,220	D	CBUQ		X												X				2	2	10	0	0	CBUQ	Reg.	2	
574,240	E	CBUQ		X											X	X				2	2	10	0	0	CBUQ	Reg.	2	
574,260	D	CBUQ		X											X	X				2	2	10	0	0	CBUQ	Reg.	2	
574,280	E	CBUQ		X											X	X				2	2	10	0	0	CBUQ	Reg.	2	
574,300	D	CBUQ		X																2	2	20	0	0	CBUQ	Reg.	2	
574,320	E	CBUQ													X	X				2	2	0	0	0	CBUQ	Reg.	2	
574,340	D	CBUQ													X	X				1	2	0	0	0	CBUQ	Reg.	2	
574,360	E	CBUQ		X											X					2	2	20	0	0	CBUQ	Reg.	2	
574,380	D	CBUQ													X	X				2	2	0	0	0	CBUQ	Reg.	2	
574,400	E	CBUQ													X					2	2	0	0	0	CBUQ	Reg.	2	

INVENTÁRIO DO ESTADO DA SUPERFÍCIE DO PAVIMENTO																											DNIT-PRO 06	
RODOVIA: BR-116 (MG)										SEGMENTO: 0,000 ao 817,000															DATA: 03/2007			
TRECHO: Div. BA/MG - Div. MG/RJ										AVALIADOR: Gerson										PISTA: Simples							FOLHA:	
km	Faixa	Pista Tipo Rev.	OK	FC-1			FC-2		FC-3		AF	O	P	EX	D	R	ALC	ATC	DG	Flecha		% de Área			ACOSTAMENTO			
				FI	TTC	TLC	J	TB	JE	E										TRI	TRE	FC-1	FC-2	FC-3	Tipo	Estado	Deg	OBS.
				(1)	(1)	(1)	(2)	(2)	(3)	(3)										(4)	(5)	(5)	(6)	(7)	(8)	cm		
574,420	D	CBUQ											X		X	X				2	2	0	0	0	CBUQ	Reg.	2	
574,440	E	CBUQ		X										X						2	2	10	0	0	CBUQ	Reg.	2	
574,460	D	CBUQ		X																2	2	10	0	0	CBUQ	Reg.	2	
574,480	E	CBUQ		X										X	X					2	2	20	0	0	CBUQ	Reg.	2	
574,500	D	CBUQ		X																2	2	20	0	0	CBUQ	Reg.	2	
574,520	E	CBUQ		X		X									X					2	2	40	0	0	CBUQ	Reg.	2	
574,540	D	CBUQ		X											X					2	2	20	0	0	CBUQ	Reg.	2	
574,560	E	CBUQ																		2	2	0	0	0	CBUQ	Reg.	2	
574,580	D	CBUQ		X																2	2	20	0	0	CBUQ	Reg.	2	
574,600	E	CBUQ		X			X								X					2	2	20	20	0	CBUQ	Reg.	2	
574,620	D	CBUQ																		2	2	0	0	0	CBUQ	Reg.	2	
574,640	E	CBUQ		X																2	2	10	0	0	CBUQ	Reg.	2	
574,660	D	CBUQ																		2	2	0	0	0	CBUQ	Reg.	2	
574,680	E	CBUQ																		2	2	0	0	0	CBUQ	Reg.	2	
574,700	D	CBUQ																		1	1	0	0	0	CBUQ	Reg.	2	
574,720	E	CBUQ	X																	0	0	0	0	0	CBUQ	Reg.	2	
574,740	D	CBUQ	X																	0	0	0	0	0	CBUQ	Reg.	2	
574,760	E	CBUQ		X																1	1	20	0	0	CBUQ	Reg.	2	
574,780	D	CBUQ																		2	2	0	0	0	CBUQ	Reg.	2	
574,800	E	CBUQ													X					2	2	0	0	0	CBUQ	Reg.	2	
574,820	D	CBUQ													X					2	2	0	0	0	CBUQ	Reg.	2	
574,840	E	CBUQ		X											X					2	2	20	0	0	CBUQ	Reg.	2	
574,860	D	CBUQ											X		X	X				3	3	0	0	0	CBUQ	Reg.	2	
574,880	E	CBUQ																		1	1	0	0	0	CBUQ	Reg.	2	
574,900	D	CBUQ		X												X				2	2	10	0	0	CBUQ	Reg.	2	
574,920	E	CBUQ		X																1	2	20	0	0	CBUQ	Reg.	2	
574,940	D	CBUQ		X											X	X				3	3	40	0	0	CBUQ	Reg.	2	
574,960	E	CBUQ		X																1	2	20	0	0	CBUQ	Reg.	2	
574,980	D	CBUQ																		2	2	0	0	0	CBUQ	Reg.	2	
575,000	E	CBUQ													X					2	2	0	0	0	CBUQ	Reg.	2	
575,020	D	CBUQ													X	X				2	2	0	0	0	CBUQ	Reg.	2	
575,040	E	CBUQ													X					2	2	0	0	0	CBUQ	Reg.	2	
575,060	D	CBUQ													X	X				2	2	0	0	0	CBUQ	Reg.	2	

INVENTÁRIO DO ESTADO DA SUPERFÍCIE DO PAVIMENTO																											DNIT-PRO 06	
RODOVIA: BR-116 (MG)										SEGMENTO: 0,000 ao 817,000															DATA: 03/2007			
TRECHO: Div. BA/MG - Div. MG/RJ										AVALIADOR: Gerson										PISTA: Simples							FOLHA:	
km	Faixa	Pista Tipo Rev.	OK	FC-1			FC-2		FC-3		AF	O	P	EX	D	R	ALC	ATC	DG	Flecha		% de Área			ACOSTAMENTO			
				FI	TTC	TLC	J	TB	JE	E										TRI	TRE	FC-1	FC-2	FC-3	Tipo	Estado	Deg cm	OBS.
				(1)	(1)	(1)	(2)	(2)	(3)	(3)																		
575,080	E	CBUQ												X						2	2	0	0	0	CBUQ	Reg.	2	
575,100	D	CBUQ										X		X	X					2	2	0	0	0	CBUQ	Reg.	2	
575,120	E	CBUQ												X						2	2	0	0	0	CBUQ	Reg.	2	
575,140	D	CBUQ												X						2	2	0	0	0	CBUQ	Reg.	2	
575,160	E	CBUQ		X										X						2	2	20	0	0	CBUQ	Reg.	2	
575,180	D	CBUQ												X						2	2	0	0	0	CBUQ	Reg.	2	
575,200	E	CBUQ		X										X						2	2	10	0	0	CBUQ	Reg.	2	
575,220	D	CBUQ		X										X						2	2	10	0	0	CBUQ	Reg.	2	
575,240	E	CBUQ		X										X						2	2	10	0	0	CBUQ	Reg.	2	
575,260	D	CBUQ												X	X					2	2	0	0	0	CBUQ	Reg.	2	
575,280	E	CBUQ		X										X	X					1	2	20	0	0	CBUQ	Reg.	2	
575,300	D	CBUQ		X																2	2	20	0	0	CBUQ	Reg.	2	
575,320	E	CBUQ		X								X			X					2	3	20	0	0	CBUQ	Reg.	2	
575,340	D	CBUQ		X											X					3	3	30	0	0	CBUQ	Reg.	2	
575,360	E	CBUQ																		2	2	0	0	0	CBUQ	Reg.	2	
575,380	D	CBUQ																		2	2	0	0	0	CBUQ	Reg.	2	
575,400	E	CBUQ		X																2	2	20	0	0	CBUQ	Reg.	2	
575,420	D	CBUQ		X										X	X					2	2	40	0	0	CBUQ	Reg.	2	
575,440	E	CBUQ		X										X	X					2	2	20	0	0	CBUQ	Reg.	2	
575,460	D	CBUQ												X	X					3	3	0	0	0	CBUQ	Reg.	2	
575,480	E	CBUQ												X	X					2	2	0	0	0	CBUQ	Reg.	2	
575,500	D	CBUQ		X																2	2	20	0	0	CBUQ	Reg.	2	
575,520	E	CBUQ																		1	1	0	0	0	CBUQ	Reg.	2	
575,540	D	CBUQ		X																2	2	20	0	0	CBUQ	Reg.	2	
575,560	E	CBUQ		X																2	2	20	0	0	CBUQ	Reg.	2	
575,580	D	CBUQ																		1	1	0	0	0	CBUQ	Reg.	2	
575,600	E	CBUQ																		1	1	0	0	0	CBUQ	Reg.	2	
575,620	D	CBUQ												X						2	2	0	0	0	CBUQ	Reg.	2	
575,640	E	CBUQ												X						2	2	0	0	0	CBUQ	Reg.	2	
575,660	D	CBUQ		X										X	X					1	1	20	0	0	CBUQ	Reg.	2	
575,680	E	CBUQ		X										X						1	1	20	0	0	CBUQ	Reg.	2	
575,700	D	CBUQ		X	X	X														2	2	20	0	0	CBUQ	Reg.	2	
575,720	E	CBUQ		X																1	2	20	0	0	CBUQ	Reg.	2	

INVENTÁRIO DO ESTADO DA SUPERFÍCIE DO PAVIMENTO																										DNIT-PRO 06		
RODOVIA: BR-116 (MG)												SEGMENTO: 0,000 ao 817,000												DATA: 03/2007				
TRECHO: Div. BA/MG - Div. MG/RJ												AVALIADOR: Gerson												PISTA: Simples		FOLHA:		
km	Faixa	Pista Tipo Rev.	OK	FC-1			FC-2		FC-3		AF	O	P	EX	D	R	ALC	ATC	DG	Flecha		% de Área			ACOSTAMENTO			
				FI	TTC	TLC	J	TB	JE	E										TRI	TRE	FC-1	FC-2	FC-3	Tipo	Estado	Deg cm	OBS.
				(1)	(1)	(1)	(2)	(2)	(3)	(3)										(4)	(5)	(5)	(6)	(7)	(8)			
575,740	D	CBUQ			X	X								X	X					2	2	20	0	0	CBUQ	Reg.	2	
575,760	E	CBUQ			X	X								X	X					2	2	20	0	0	CBUQ	Reg.	2	
575,780	D	CBUQ												X						2	2	0	0	0	CBUQ	Reg.	2	
575,800	E	CBUQ		X																1	1	20	0	0	CBUQ	Reg.	2	
575,820	D	CBUQ																		2	2	0	0	0	CBUQ	Reg.	2	
575,840	E	CBUQ		X	X	X									X					1	2	30	0	0	CBUQ	Reg.	2	
575,860	D	CBUQ		X																1	1	10	0	0	CBUQ	Reg.	2	
575,880	E	CBUQ																		1	2	0	0	0	CBUQ	Reg.	2	
575,900	D	CBUQ		X																2	2	20	0	0	CBUQ	Reg.	2	
575,920	E	CBUQ		X											X					2	2	20	0	0	CBUQ	Reg.	2	
575,940	D	CBUQ		X											X					2	2	30	0	0	CBUQ	Reg.	2	
575,960	E	CBUQ		X											X					2	2	20	0	0	CBUQ	Reg.	2	
575,980	D	CBUQ																		2	2	0	0	0	CBUQ	Reg.	2	
576,000	E	CBUQ		X																1	1	20	0	0	CBUQ	Reg.	2	
576,020	D	CBUQ																		2	2	0	0	0	CBUQ	Reg.	2	
576,040	E	CBUQ		X											X					1	2	30	0	0	CBUQ	Reg.	2	
576,060	D	CBUQ		X									X		X					2	2	20	0	0	CBUQ	Reg.	2	
576,080	E	CBUQ		X											X					1	1	20	0	0	CBUQ	Reg.	2	
576,100	D	CBUQ		X																2	2	10	0	0	CBUQ	Reg.	2	
576,120	E	CBUQ		X											X					1	1	20	0	0	CBUQ	Reg.	2	
576,140	D	CBUQ		X									X		X	X				2	2	20	0	0	CBUQ	Reg.	2	
576,160	E	CBUQ		X			X													1	1	10	10	0	CBUQ	Reg.	2	
576,180	D	CBUQ													X					2	2	0	0	0	CBUQ	Reg.	2	
576,200	E	CBUQ		X																1	2	20	0	0	CBUQ	Reg.	2	
576,220	D	CBUQ							X						X	X				1	2	0	0	10	CBUQ	Reg.	2	
576,240	E	CBUQ		X																1	1	20	0	0	CBUQ	Reg.	2	
576,260	D	CBUQ		X									X		X	X				2	2	40	0	0	CBUQ	Reg.	2	
576,280	E	CBUQ		X																2	2	60	0	0	CBUQ	Reg.	2	
576,300	D	CBUQ		X												X				2	2	20	0	0	CBUQ	Reg.	2	
576,320	E	CBUQ		X			X								X					2	2	20	0	0	CBUQ	Reg.	2	
576,340	D	CBUQ																		1	1	0	0	0	CBUQ	Reg.	2	
576,360	E	CBUQ		X																1	1	10	0	0	CBUQ	Reg.	2	
576,380	D	CBUQ		X									X		X	X				2	2	20	0	0	CBUQ	Reg.	2	

INVENTÁRIO DO ESTADO DA SUPERFÍCIE DO PAVIMENTO																											DNIT-PRO 06					
RODOVIA: BR-116 (MG)																		SEGMENTO: 0,000 ao 817,000									DATA: 03/2007					
TRECHO: Div. BA/MG - Div. MG/RJ																		AVALIADOR: Gerson									PISTA: Simples			FOLHA:		
km	Faixa	Pista Tipo Rev.	OK	FC-1			FC-2		FC-3		AF	O	P	EX	D	R	ALC	ATC	DG	Flecha		% de Área			ACOSTAMENTO							
				FI	TTC	TLC	J	TB	JE	E										TRI	TRE	FC-1	FC-2	FC-3	Tipo	Estado	Deg	OBS.				
				(1)	(1)	(1)	(2)	(2)	(3)	(3)										(4)	(5)	(5)	(6)	(7)	(8)					cm		
576,400	E	CBUQ		X											X					1	1	20	0	0	CBUQ	Reg.	2					
576,420	D	CBUQ		X																1	1	10	0	0	CBUQ	Reg.	2					
576,440	E	CBUQ		X											X					2	2	20	0	0	CBUQ	Reg.	2					
576,460	D	CBUQ		X																1	1	10	0	0	CBUQ	Reg.	2					
576,480	E	CBUQ		X											X					1	1	20	0	0	CBUQ	Reg.	2					
576,500	D	CBUQ		X																1	1	20	0	0	CBUQ	Reg.	2					
576,520	E	CBUQ		X																2	2	20	0	0	CBUQ	Reg.	2					
576,540	D	CBUQ		X									X		X					2	2	30	0	0	CBUQ	Reg.	2					
576,560	E	CBUQ		X																1	2	20	0	0	CBUQ	Reg.	2					
576,580	D	CBUQ		X																2	2	20	0	0	CBUQ	Reg.	2					
576,600	E	CBUQ		X											X					1	1	10	0	0	CBUQ	Reg.	2					
576,620	D	CBUQ		X																1	1	20	0	0	CBUQ	Reg.	2					
576,640	E	CBUQ		X											X					1	1	20	0	0	CBUQ	Reg.	2					
576,660	D	CBUQ		X									X		X					2	2	20	0	0	CBUQ	Reg.	2					
576,680	E	CBUQ		X									X		X					2	2	20	0	0	CBUQ	Reg.	2					
576,700	D	CBUQ		X										X	X					2	2	20	0	0	CBUQ	Reg.	2					
576,720	E	CBUQ																		1	1	0	0	0	CBUQ	Reg.	2					
576,740	D	CBUQ		X											X					1	1	20	0	0	CBUQ	Reg.	2					
576,760	E	CBUQ													X					1	1	0	0	0	CBUQ	Reg.	2					
576,780	D	CBUQ																		1	1	0	0	0	CBUQ	Reg.	2					
576,800	E	CBUQ		X																1	1	20	0	0	CBUQ	Reg.	2					
576,820	D	CBUQ		X																2	2	30	0	0	CBUQ	Reg.	2					
576,840	E	CBUQ		X																2	2	30	0	0	CBUQ	Reg.	2					
576,860	D	CBUQ		X											X					2	2	20	0	0	CBUQ	Reg.	2					
576,880	E	CBUQ		X											X					1	1	20	0	0	CBUQ	Reg.	2					
576,900	D	CBUQ																		1	1	0	0	0	CBUQ	Reg.	2					
576,920	E	CBUQ																		0	1	0	0	0	CBUQ	Reg.	2					
576,940	D	CBUQ																		1	1	0	0	0	CBUQ	Reg.	2					
576,960	E	CBUQ		X																1	1	20	0	0	CBUQ	Reg.	2					
576,980	D	CBUQ																		1	1	0	0	0	CBUQ	Reg.	2					
577,000	E	CBUQ		X																1	1	20	0	0	CBUQ	Reg.	2					
577,020	D	CBUQ		X																1	1	20	0	0	CBUQ	Reg.	2					
577,040	E	CBUQ		X																1	1	60	0	0	CBUQ	Reg.	2					

INVENTÁRIO DO ESTADO DA SUPERFÍCIE DO PAVIMENTO																											DNIT-PRO 06	
RODOVIA: BR-116 (MG)												SEGMENTO: 0,000 ao 817,000													DATA: 03/2007			
TRECHO: Div. BA/MG - Div. MG/RJ												AVALIADOR: Gerson										PISTA: Simples					FOLHA:	
km	Faixa	Pista Tipo Rev.	OK	FC-1			FC-2		FC-3		AF	O	P	EX	D	R	ALC	ATC	DG	Flecha		% de Área			ACOSTAMENTO			
				FI	TTC	TLC	J	TB	JE	E										TRI	TRE	FC-1	FC-2	FC-3	Tipo	Estado	Deg cm	OBS.
				(1)	(1)	(1)	(2)	(2)	(3)	(3)																		
577,060	D	CBUQ																		1	1	0	0	0	CBUQ	Reg.	2	
577,080	E	CBUQ		X																1	1	20	0	0	CBUQ	Reg.	2	
577,100	D	CBUQ		X																1	1	10	0	0	CBUQ	Reg.	2	
577,120	E	CBUQ		X																1	1	60	0	0	CBUQ	Reg.	2	
577,140	D	CBUQ		X																1	1	10	0	0	CBUQ	Reg.	2	
577,160	E	CBUQ		X																1	1	20	0	0	CBUQ	Reg.	2	
577,180	D	CBUQ		X																1	1	20	0	0	CBUQ	Reg.	2	
577,200	E	CBUQ		X																1	1	10	0	0	CBUQ	Reg.	2	
577,220	D	CBUQ		X																1	1	10	0	0	CBUQ	Reg.	2	
577,240	E	CBUQ		X																1	1	10	0	0	CBUQ	Reg.	2	
577,260	D	CBUQ		X									X							1	1	20	0	0	CBUQ	Reg.	2	
577,280	E	CBUQ		X	X	X														1	1	20	0	0	CBUQ	Reg.	2	
577,300	D	CBUQ		X																1	1	10	0	0	CBUQ	Reg.	2	
577,320	E	CBUQ		X																1	1	10	0	0	CBUQ	Reg.	2	
577,340	D	CBUQ		X																1	1	10	0	0	CBUQ	Reg.	2	
577,360	E	CBUQ		X																1	1	10	0	0	CBUQ	Reg.	2	
577,380	D	CBUQ		X											X					1	1	10	0	0	CBUQ	Reg.	2	
577,400	E	CBUQ		X	X								X		X	X				1	1	20	0	0	CBUQ	Reg.	2	
577,420	D	CBUQ		X											X					1	0	20	0	0	CBUQ	Reg.	2	
577,440	E	CBUQ		X																1	1	20	0	0	CBUQ	Reg.	2	
577,460	D	CBUQ		X																1	1	20	0	0	CBUQ	Reg.	2	
577,480	E	CBUQ		X																1	1	20	0	0	CBUQ	Reg.	2	
577,500	D	CBUQ		X																1	1	20	0	0	CBUQ	Reg.	2	
577,520	E	CBUQ		X					X											1	1	20	0	20	CBUQ	Reg.	2	
577,540	D	CBUQ		X											X					1	1	10	0	0	CBUQ	Reg.	2	
577,560	E	CBUQ		X									X		X					1	2	20	0	0	CBUQ	Reg.	2	
577,580	D	CBUQ		X											X					1	1	10	0	0	CBUQ	Reg.	2	
577,600	E	CBUQ		X																1	1	10	0	0	CBUQ	Reg.	2	
577,620	D	CBUQ		X												X				1	1	20	0	0	CBUQ	Reg.	2	
577,640	E	CBUQ													X					1	1	0	0	0	CBUQ	Reg.	2	
577,660	D	CBUQ																		1	2	0	0	0	CBUQ	Reg.	2	
577,680	E	CBUQ		X												X				1	1	20	0	0	CBUQ	Reg.	2	
577,700	D	CBUQ		X																1	1	10	0	0	CBUQ	Reg.	2	

INVENTÁRIO DO ESTADO DA SUPERFÍCIE DO PAVIMENTO																											DNIT-PRO 06		
RODOVIA: BR-116 (MG)													SEGMENTO: 0,000 ao 817,000											DATA: 03/2007					
TRECHO: Div. BA/MG - Div. MG/RJ													AVALIADOR: Gerson											PISTA: Simples			FOLHA:		
km	Faixa	Pista Tipo Rev.	OK	FC-1			FC-2		FC-3		AF	O	P	EX	D	R	ALC	ATC	DG	Flecha		% de Área			ACOSTAMENTO				
				FI	TTC	TLC	J	TB	JE	E										TRI	TRE	FC-1	FC-2	FC-3	Tipo	Estado	Deg	OBS.	
				(1)	(1)	(1)	(2)	(2)	(3)	(3)										(4)	(5)	(5)	(6)	(7)	(8)				
577,720	E	CBUQ		X											X					1	1	10	0	0	CBUQ	Reg.	2		
577,740	D	CBUQ		X																1	1	10	0	0	CBUQ	Reg.	2		
577,760	E	CBUQ		X																1	1	10	0	0	CBUQ	Reg.	2		
577,780	D	CBUQ																		1	1	0	0	0	CBUQ	Reg.	2		
577,800	E	CBUQ		X																1	1	10	0	0	CBUQ	Reg.	2		
577,820	D	CBUQ		X																1	1	10	0	0	CBUQ	Reg.	2		
577,840	E	CBUQ		X																1	2	10	0	0	CBUQ	Reg.	2		
577,860	D	CBUQ		X																2	1	10	0	0	CBUQ	Reg.	2		
577,880	E	CBUQ																		2	2	0	0	0	CBUQ	Reg.	2		
577,900	D	CBUQ		X											X					1	2	30	0	0	CBUQ	Reg.	2		
577,920	E	CBUQ		X																1	1	20	0	0	CBUQ	Reg.	2		
577,940	D	CBUQ		X																1	1	20	0	0	CBUQ	Reg.	2		
577,960	E	CBUQ		X											X					1	1	10	0	0	CBUQ	Reg.	2		
577,980	D	CBUQ		X																2	2	30	0	0	CBUQ	Reg.	2		
578,000	E	CBUQ		X																1	2	20	0	0	CBUQ	Reg.	2		
578,020	D	CBUQ		X																2	2	40	0	0	CBUQ	Reg.	2		
578,040	E	CBUQ		X																1	2	20	0	0	CBUQ	Reg.	2		
578,060	D	CBUQ		X											X					2	2	30	0	0	CBUQ	Reg.	2		
578,080	E	CBUQ		X																1	1	10	0	0	CBUQ	Reg.	2		
578,100	D	CBUQ		X																2	2	10	0	0	CBUQ	Reg.	2		
578,120	E	CBUQ		X																1	2	20	0	0	CBUQ	Reg.	2		
578,140	D	CBUQ		X																2	2	30	0	0	CBUQ	Reg.	2		
578,160	E	CBUQ																		1	2	0	0	0	CBUQ	Reg.	2		
578,180	D	CBUQ		X																1	1	10	0	0	CBUQ	Reg.	2		
578,200	E	CBUQ		X																1	1	10	0	0	CBUQ	Reg.	2		
578,220	D	CBUQ																		1	1	0	0	0	CBUQ	Reg.	2		
578,240	E	CBUQ		X																1	1	10	0	0	CBUQ	Reg.	2		
578,260	D	CBUQ		X																1	1	20	0	0	CBUQ	Reg.	2		
578,280	E	CBUQ		X																1	1	10	0	0	CBUQ	Reg.	2		
578,300	D	CBUQ																		1	1	0	0	0	CBUQ	Reg.	2		
578,320	E	CBUQ		X																1	1	10	0	0	CBUQ	Reg.	2		
578,340	D	CBUQ		X																2	2	10	0	0	CBUQ	Reg.	2		
578,360	E	CBUQ		X																1	1	10	0	0	CBUQ	Reg.	2		

INVENTÁRIO DO ESTADO DA SUPERFÍCIE DO PAVIMENTO																											DNIT-PRO 06					
RODOVIA: BR-116 (MG)																	SEGMENTO: 0,000 ao 817,000										DATA: 03/2007					
TRECHO: Div. BA/MG - Div. MG/RJ																	AVALIADOR: Gerson										PISTA: Simples			FOLHA:		
km	Faixa	Pista Tipo Rev.	OK	FC-1			FC-2		FC-3		AF	O	P	EX	D	R	ALC	ATC	DG	Flecha		% de Área			ACOSTAMENTO							
				FI	TTC	TLC	J	TB	JE	E										TRI	TRE	FC-1	FC-2	FC-3	Tipo	Estado	Deg	OBS.				
				(1)	(1)	(1)	(2)	(2)	(3)	(3)										(4)	(5)	(5)	(6)	(7)	(8)	cm						
578,380	D	CBUQ		X																1	1	10	0	0	CBUQ	Reg.	2					
578,400	E	CBUQ		X																1	1	10	0	0	CBUQ	Reg.	2					
578,420	D	CBUQ		X																1	1	10	0	0	CBUQ	Reg.	2					
578,440	E	CBUQ		X																1	1	10	0	0	CBUQ	Reg.	2					
578,460	D	CBUQ		X																1	1	10	0	0	CBUQ	Reg.	2					
578,480	E	CBUQ		X																1	1	10	0	0	CBUQ	Reg.	2					
578,500	D	CBUQ		X																1	2	10	0	0	CBUQ	Reg.	2					
578,520	E	CBUQ		X																1	1	10	0	0	CBUQ	Reg.	2					
578,540	D	CBUQ		X																1	1	10	0	0	CBUQ	Reg.	2					
578,560	E	CBUQ		X																2	1	10	0	0	CBUQ	Reg.	2					
578,580	D	CBUQ		X																1	1	10	0	0	CBUQ	Reg.	2					
578,600	E	CBUQ		X																1	2	10	0	0	CBUQ	Reg.	2					
578,620	D	CBUQ																		1	1	0	0	0	CBUQ	Reg.	2					
578,640	E	CBUQ																		1	2	0	0	0	CBUQ	Reg.	2					
578,660	D	CBUQ																		0	1	0	0	0	CBUQ	Reg.	2					
578,680	E	CBUQ																		1	1	0	0	0	CBUQ	Reg.	2					
578,700	D	CBUQ																		2	1	0	0	0	CBUQ	Reg.	2					
578,720	E	CBUQ																		1	2	0	0	0	CBUQ	Reg.	2					
578,740	D	CBUQ																		1	1	0	0	0	CBUQ	Reg.	2					
578,760	E	CBUQ																		0	1	0	0	0	CBUQ	Reg.	2					
578,780	D	CBUQ																		1	1	0	0	0	CBUQ	Reg.	2					
578,800	E	CBUQ																		0	1	0	0	0	CBUQ	Reg.	2					
578,820	D	CBUQ		X																1	1	10	0	0	CBUQ	Reg.	2					
578,840	E	CBUQ																		1	1	0	0	0	CBUQ	Reg.	2					
578,860	D	CBUQ																		1	1	0	0	0	CBUQ	Reg.	2					
578,880	E	CBUQ		X																0	1	10	0	0	CBUQ	Reg.	2					
578,900	D	CBUQ		X																1	1	10	0	0	CBUQ	Reg.	2					
578,920	E	CBUQ		X																1	1	10	0	0	CBUQ	Reg.	2					
578,940	D	CBUQ		X																1	1	10	0	0	CBUQ	Reg.	2					
578,960	E	CBUQ		X																1	1	10	0	0	CBUQ	Reg.	2					
578,980	D	CBUQ		X												X				1	1	20	0	0	CBUQ	Reg.	2					
579,000	E	CBUQ		X		X										X				1	1	20	0	0	CBUQ	Reg.	2					
579,020	D	CBUQ		X																1	2	20	0	0	CBUQ	Reg.	2					

INVENTÁRIO DO ESTADO DA SUPERFÍCIE DO PAVIMENTO																												DNIT-PRO 06							
RODOVIA: BR-116 (MG)																						SEGMENTO: 0,000 ao 817,000						DATA: 03/2007							
TRECHO: Div. BA/MG - Div. MG/RJ																						AVALIADOR: Gerson						PISTA: Simples				FOLHA:			
km	Faixa	Pista Tipo Rev.	OK	FC-1			FC-2		FC-3		AF	O	P	EX	D	R	ALC	ATC	DG	Flecha		% de Área			ACOSTAMENTO										
				FI	TTC	TLC	J	TB	JE	E										TRI	TRE	FC-1	FC-2	FC-3	Tipo	Estado	Deg cm	OBS.							
				(1)	(1)	(1)	(2)	(2)	(3)	(3)										(4)	(5)	(5)	(6)	(7)	(8)										
579,040	E	CBUQ		X	X	X														1	2	20	0	0	CBUQ	Reg.	2								
579,060	D	CBUQ		X											X					1	1	10	0	0	CBUQ	Reg.	2								
579,080	E	CBUQ		X											X					1	2	20	0	0	CBUQ	Reg.	2								
579,100	D	CBUQ		X											X					1	1	20	0	0	CBUQ	Reg.	2								
579,120	E	CBUQ		X																1	2	10	0	0	CBUQ	Reg.	2								
579,140	D	CBUQ		X																1	1	10	0	0	CBUQ	Reg.	2								
579,160	E	CBUQ													X					1	2	0	0	0	CBUQ	Reg.	2								
579,180	D	CBUQ													X					2	2	0	0	0	CBUQ	Reg.	2								
579,200	E	CBUQ		X																1	2	20	0	0	CBUQ	Reg.	2								
579,220	D	CBUQ																		2	2	0	0	0	CBUQ	Reg.	2								
579,240	E	CBUQ		X																1	2	20	0	0	CBUQ	Reg.	2								
579,260	D	CBUQ		X											X					2	2	20	0	0	CBUQ	Reg.	2								
579,280	E	CBUQ		X																1	2	20	0	0	CBUQ	Reg.	2								
579,300	D	CBUQ																		1	1	0	0	0	CBUQ	Reg.	2								
579,320	E	CBUQ													X					0	1	0	0	0	CBUQ	Reg.	2								
579,340	D	CBUQ		X					X						X	X				2	2	30	0	30	CBUQ	Reg.	2								
579,360	E	CBUQ		X											X	X				1	1	30	0	0	CBUQ	Reg.	2								
579,380	D	CBUQ		X												X				3	3	30	0	0	CBUQ	Reg.	2								
579,400	E	CBUQ		X											X	X				1	2	40	0	0	CBUQ	Reg.	2								
579,420	D	CBUQ		X												X				1	1	40	0	0	CBUQ	Reg.	2								
579,440	E	CBUQ		X		X														1	1	30	0	0	CBUQ	Reg.	2								
579,460	D	CBUQ		X			X									X				2	2	10	10	0	CBUQ	Reg.	2								
579,480	E	CBUQ		X												X				2	2	10	0	0	CBUQ	Reg.	2								
579,500	D	CBUQ		X																2	2	20	0	0	CBUQ	Reg.	2								
579,520	E	CBUQ		X												X				1	1	30	0	0	CBUQ	Reg.	2								
579,540	D	CBUQ		X			X									X				2	2	20	20	0	CBUQ	Reg.	2								
579,560	E	CBUQ		X												X				1	2	30	0	0	CBUQ	Reg.	2								
579,580	D	CBUQ		X																1	1	20	0	0	CBUQ	Reg.	2								
579,600	E	CBUQ		X			X									X				1	0	20	20	0	CBUQ	Reg.	2								
579,620	D	CBUQ		X																1	1	20	0	0	CBUQ	Reg.	2								
579,640	E	CBUQ		X			X									X				1	1	20	20	0	CBUQ	Reg.	2								
579,660	D	CBUQ		X											X	X				1	2	20	0	0	CBUQ	Reg.	2								
579,680	E	CBUQ		X			X						X		X	X				1	1	10	20	0	CBUQ	Reg.	2								

INVENTÁRIO DO ESTADO DA SUPERFÍCIE DO PAVIMENTO																											DNIT-PRO 06					
RODOVIA: BR-116 (MG)																		SEGMENTO: 0,000 ao 817,000									DATA: 03/2007					
TRECHO: Div. BA/MG - Div. MG/RJ																		AVALIADOR: Gerson									PISTA: Simples			FOLHA:		
km	Faixa	Pista Tipo Rev.	OK	FC-1			FC-2		FC-3		AF	O	P	EX	D	R	ALC	ATC	DG	Flecha		% de Área			ACOSTAMENTO							
				FI	TTC	TLC	J	TB	JE	E										TRI	TRE	FC-1	FC-2	FC-3	Tipo	Estado	Deg	OBS.				
				(1)	(1)	(1)	(2)	(2)	(3)	(3)										(4)	(5)	(5)	(6)	(7)	(8)					cm		
579,700	D	CBUQ		X											X	X				2	2	20	0	0	CBUQ	Reg.	2					
579,720	E	CBUQ																		1	1	0	0	0	CBUQ	Reg.	2					
579,740	D	CBUQ		X																1	1	20	0	0	CBUQ	Reg.	2					
579,760	E	CBUQ		X												X				1	1	20	0	0	CBUQ	Reg.	2					
579,780	D	CBUQ		X																2	2	20	0	0	CBUQ	Reg.	2					
579,800	E	CBUQ		X																1	1	20	0	0	CBUQ	Reg.	2					
579,820	D	CBUQ																		1	2	0	0	0	CBUQ	Reg.	2					
579,840	E	CBUQ																		1	1	0	0	0	CBUQ	Reg.	2					
579,860	D	CBUQ		X		X														1	2	20	0	0	CBUQ	Reg.	2					
579,880	E	CBUQ																		1	2	0	0	0	CBUQ	Reg.	2					
579,900	D	CBUQ																		1	1	0	0	0	CBUQ	Reg.	2					
579,920	E	CBUQ		X			X													1	2	30	30	0	CBUQ	Reg.	2					
579,940	D	CBUQ		X																2	2	10	0	0	CBUQ	Reg.	2					
579,960	E	CBUQ																		1	1	0	0	0	CBUQ	Reg.	2					
579,980	D	CBUQ		X																1	2	10	0	0	CBUQ	Reg.	2					
580,000	E	CBUQ																		1	1	0	0	0	CBUQ	Reg.	2					
580,020	D	CBUQ																		1	1	0	0	0	CBUQ	Reg.	2					
580,040	E	CBUQ																		1	1	0	0	0	CBUQ	Reg.	2					
580,060	D	CBUQ																		1	1	0	0	0	CBUQ	Reg.	2					
580,080	E	CBUQ																		1	1	0	0	0	CBUQ	Reg.	2					
580,100	D	CBUQ																		1	1	0	0	0	CBUQ	Reg.	2					
580,120	E	CBUQ																		1	2	0	0	0	CBUQ	Reg.	2					
580,140	D	CBUQ																		1	1	0	0	0	CBUQ	Reg.	2					
580,160	E	CBUQ		X																1	1	10	0	0	CBUQ	Reg.	2					
580,180	D	CBUQ																		1	1	0	0	0	CBUQ	Reg.	2					
580,200	E	CBUQ																		0	2	0	0	0	CBUQ	Reg.	2					
580,220	D	CBUQ																		1	2	0	0	0	CBUQ	Reg.	2					
580,240	E	CBUQ		X																1	1	20	0	0	CBUQ	Reg.	2					
580,260	D	CBUQ		X																1	1	10	0	0	CBUQ	Reg.	2					
580,280	E	CBUQ		X			X													1	1	10	10	0	CBUQ	Reg.	2					
580,300	D	CBUQ																		1	1	0	0	0	CBUQ	Reg.	2					
580,320	E	CBUQ		X																1	1	10	0	0	CBUQ	Reg.	2					
580,340	D	CBUQ		X																1	1	10	0	0	CBUQ	Reg.	2					

INVENTÁRIO DO ESTADO DA SUPERFÍCIE DO PAVIMENTO																											DNIT-PRO 06			
RODOVIA: BR-116 (MG)																		SEGMENTO: 0,000 ao 817,000									DATA: 03/2007			
TRECHO: Div. BA/MG - Div. MG/RJ																		AVALIADOR: Gerson									PISTA: Simples		FOLHA:	
km	Faixa	Pista Tipo Rev.	OK	FC-1			FC-2		FC-3		AF	O	P	EX	D	R	ALC	ATC	DG	Flecha		% de Área			ACOSTAMENTO					
				FI	TTC	TLC	J	TB	JE	E										TRI	TRE	FC-1	FC-2	FC-3	Tipo	Estado	Deg cm	OBS.		
				(1)	(1)	(1)	(2)	(2)	(3)	(3)										(4)	(5)	(5)	(6)	(7)	(8)					
580,360	E	CBUQ																		1	1	0	0	0	CBUQ	Reg.	2			
580,380	D	CBUQ																		0	1	0	0	0	CBUQ	Reg.	2			
580,400	E	CBUQ																		1	1	0	0	0	CBUQ	Reg.	2			
580,420	D	CBUQ																		1	1	0	0	0	CBUQ	Reg.	2			
580,440	E	CBUQ																		1	1	0	0	0	CBUQ	Reg.	2			
580,460	D	CBUQ																		1	0	0	0	0	CBUQ	Reg.	2			
580,480	E	CBUQ																		1	1	0	0	0	CBUQ	Reg.	2			
580,500	D	CBUQ																		0	1	0	0	0	CBUQ	Reg.	2			
580,520	E	CBUQ																		1	1	0	0	0	CBUQ	Reg.	2			
580,540	D	CBUQ		X																1	1	30	0	0	CBUQ	Reg.	2			
580,560	E	CBUQ		X											X					1	1	10	0	0	CBUQ	Reg.	2			
580,580	D	CBUQ		X	X										X					1	1	20	0	0	CBUQ	Reg.	2			
580,600	E	CBUQ		X																1	2	50	0	0	CBUQ	Reg.	2			
580,620	D	CBUQ																		1	1	0	0	0	CBUQ	Reg.	2			
580,640	E	CBUQ																		1	2	0	0	0	CBUQ	Reg.	2			
580,660	D	CBUQ																		1	1	0	0	0	CBUQ	Reg.	2			
580,680	E	CBUQ		X	X															1	2	20	0	0	CBUQ	Reg.	2			
580,700	D	CBUQ																		1	1	0	0	0	CBUQ	Reg.	2			
580,720	E	CBUQ		X											X					1	1	10	0	0	CBUQ	Reg.	2			
580,740	D	CBUQ		X																1	2	20	0	0	CBUQ	Reg.	2			
580,760	E	CBUQ		X											X					1	2	40	0	0	CBUQ	Reg.	2			
580,780	D	CBUQ		X																2	2	20	0	0	CBUQ	Reg.	2			
580,800	E	CBUQ		X																1	1	20	0	0	CBUQ	Reg.	2			
580,820	D	CBUQ		X																1	1	10	0	0	CBUQ	Reg.	2			
580,840	E	CBUQ		X																2	1	30	0	0	CBUQ	Reg.	2			
580,860	D	CBUQ		X																1	1	30	0	0	CBUQ	Reg.	2			
580,880	E	CBUQ		X																1	1	20	0	0	CBUQ	Reg.	2			
580,900	D	CBUQ																		1	1	0	0	0	CBUQ	Reg.	2			
580,920	E	CBUQ		X									X		X	X				1	1	20	0	0	CBUQ	Reg.	2			
580,940	D	CBUQ		X																1	1	20	0	0	CBUQ	Reg.	2			
580,960	E	CBUQ		X																1	1	10	0	0	CBUQ	Reg.	2			
580,980	D	CBUQ		X			X								X					1	1	10	10	0	CBUQ	Reg.	2			
581,000	E	CBUQ																		1	1	0	0	0	CBUQ	Reg.	2			

INVENTÁRIO DO ESTADO DA SUPERFÍCIE DO PAVIMENTO																											DNIT-PRO 06					
RODOVIA: BR-116 (MG)																		SEGMENTO: 0,000 ao 817,000									DATA: 03/2007					
TRECHO: Div. BA/MG - Div. MG/RJ																		AVALIADOR: Gerson									PISTA: Simples			FOLHA:		
km	Faixa	Pista Tipo Rev.	OK	FC-1			FC-2		FC-3		AF	O	P	EX	D	R	ALC	ATC	DG	Flecha		% de Área			ACOSTAMENTO							
				FI	TTC	TLC	J	TB	JE	E										TRI	TRE	FC-1	FC-2	FC-3	Tipo	Estado	Deg	OBS.				
				(1)	(1)	(1)	(2)	(2)	(3)	(3)										(4)	(5)	(5)	(6)	(7)	(8)					cm		
581,020	D	CBUQ		X								X			X					1	1	10	0	0	CBUQ	Reg.	2					
581,040	E	CBUQ		X	X	X														1	1	30	0	0	CBUQ	Reg.	2					
581,060	D	CBUQ		X								X			X					1	1	20	0	0	CBUQ	Reg.	2					
581,080	E	CBUQ		X																1	1	10	0	0	CBUQ	Reg.	2					
581,100	D	CBUQ		X																1	1	10	0	0	CBUQ	Reg.	2					
581,120	E	CBUQ		X																1	1	10	0	0	CBUQ	Reg.	2					
581,140	D	CBUQ		X								X			X					1	1	20	0	0	CBUQ	Reg.	2					
581,160	E	CBUQ		X																1	1	10	0	0	CBUQ	Reg.	2					
581,180	D	CBUQ		X										X	X					2	2	20	0	0	CBUQ	Reg.	2					
581,200	E	CBUQ																		1	1	0	0	0	CBUQ	Reg.	2					
581,220	D	CBUQ		X	X										X					1	1	20	0	0	CBUQ	Reg.	2					
581,240	E	CBUQ		X																1	2	10	0	0	CBUQ	Reg.	2					
581,260	D	CBUQ		X																2	2	10	0	0	CBUQ	Reg.	2					
581,280	E	CBUQ		X											X					1	2	20	0	0	CBUQ	Reg.	2					
581,300	D	CBUQ		X																2	2	10	0	0	CBUQ	Reg.	2					
581,320	E	CBUQ		X																1	1	10	0	0	CBUQ	Reg.	2					
581,340	D	CBUQ		X										X	X					2	2	30	0	0	CBUQ	Reg.	2					
581,360	E	CBUQ		X																1	1	10	0	0	CBUQ	Reg.	2					
581,380	D	CBUQ		X								X			X					2	2	20	0	0	CBUQ	Reg.	2					
581,400	E	CBUQ		X																1	2	10	0	0	CBUQ	Reg.	2					
581,420	D	CBUQ																		2	2	0	0	0	CBUQ	Reg.	2					
581,440	E	CBUQ																		2	2	0	0	0	CBUQ	Reg.	2					
581,460	D	CBUQ										X		X						2	2	0	0	0	CBUQ	Reg.	2					
581,480	E	CBUQ		X																1	2	10	0	0	CBUQ	Reg.	2					
581,500	D	CBUQ		X																2	2	20	0	0	CBUQ	Reg.	2					
581,520	E	CBUQ																		1	2	0	0	0	CBUQ	Reg.	2					
581,540	D	CBUQ																		2	2	0	0	0	CBUQ	Reg.	2					
581,560	E	CBUQ																		2	2	0	0	0	CBUQ	Reg.	2					
581,580	D	CBUQ																		1	1	0	0	0	CBUQ	Reg.	2					
581,600	E	CBUQ										X								1	1	0	0	0	CBUQ	Reg.	2					
581,620	D	CBUQ		X																2	2	10	0	0	CBUQ	Reg.	2					
581,640	E	CBUQ										X		X	X					2	2	0	0	0	CBUQ	Reg.	2					
581,660	D	CBUQ		X																2	2	20	0	0	CBUQ	Reg.	2					

INVENTÁRIO DO ESTADO DA SUPERFÍCIE DO PAVIMENTO																											DNIT-PRO 06												
RODOVIA: BR-116 (MG)																		SEGMENTO: 0,000 ao 817,000									DATA: 03/2007												
TRECHO: Div. BA/MG - Div. MG/RJ																		AVALIADOR: Gerson									PISTA: Simples									FOLHA:			
km	Faixa	Pista Tipo Rev.	OK	FC-1			FC-2		FC-3		AF	O	P	EX	D	R	ALC	ATC	DG	Flecha		% de Área			ACOSTAMENTO														
				FI	TTC	TLC	J	TB	JE	E										TRI	TRE	FC-1	FC-2	FC-3	Tipo	Estado	Deg	OBS.											
				(1)	(1)	(1)	(2)	(2)	(3)	(3)										(4)	(5)	(5)	(6)	(7)	(8)					cm									
581,680	E	CBUQ												X	X					2	2	0	0	0	CBUQ	Reg.	2												
581,700	D	CBUQ		X																2	2	20	0	0	CBUQ	Reg.	2												
581,720	E	CBUQ											X		X	X				1	2	0	0	0	CBUQ	Reg.	2												
581,740	D	CBUQ																		2	2	0	0	0	CBUQ	Reg.	2												
581,760	E	CBUQ											X		X	X				2	2	0	0	0	CBUQ	Reg.	2												
581,780	D	CBUQ		X																2	2	40	0	0	CBUQ	Reg.	2												
581,800	E	CBUQ												X						0	1	0	0	0	CBUQ	Reg.	2												
581,820	D	CBUQ		X																1	2	30	0	0	CBUQ	Reg.	2												
581,840	E	CBUQ											X		X					1	1	0	0	0	CBUQ	Reg.	2												
581,860	D	CBUQ		X																2	2	20	0	0	CBUQ	Reg.	2												
581,880	E	CBUQ		X																1	2	20	0	0	CBUQ	Reg.	2												
581,900	D	CBUQ		X																2	2	20	0	0	CBUQ	Reg.	2												
581,920	E	CBUQ		X																2	2	20	0	0	CBUQ	Reg.	2												
581,940	D	CBUQ											X		X					1	1	0	0	0	CBUQ	Reg.	2												
581,960	E	CBUQ		X		X														1	1	20	0	0	CBUQ	Reg.	2												
581,980	D	CBUQ		X	X	X	X							X						1	1	20	20	0	CBUQ	Reg.	2												
582,000	E	CBUQ																		1	1	0	0	0	CBUQ	Reg.	2												
582,020	D	CBUQ		X	X															1	1	10	0	0	CBUQ	Reg.	2												
582,040	E	CBUQ		X																1	1	10	0	0	CBUQ	Reg.	2												
582,060	D	CBUQ		X										X	X					1	1	20	0	0	CBUQ	Reg.	2												
582,080	E	CBUQ																		1	1	0	0	0	CBUQ	Reg.	2												
582,100	D	CBUQ												X	X					3	3	0	0	0	CBUQ	Reg.	2												
582,120	E	CBUQ		X										X	X					2	3	20	0	0	CBUQ	Reg.	2												
582,140	D	CBUQ		X																2	2	30	0	0	CBUQ	Reg.	2												
582,160	E	CBUQ										X		X	X					1	2	0	0	0	CBUQ	Reg.	2												
582,180	D	CBUQ												X	X					2	2	0	0	0	CBUQ	Reg.	2												
582,200	E	CBUQ												X	X					1	2	0	0	0	CBUQ	Reg.	2												
582,220	D	CBUQ		X										X	X					2	2	20	0	0	CBUQ	Reg.	2												
582,240	E	CBUQ		X										X	X					1	1	20	0	0	CBUQ	Reg.	2												
582,260	D	CBUQ		X											X					2	2	20	0	0	CBUQ	Reg.	2												
582,280	E	CBUQ										X		X	X					2	2	0	0	0	CBUQ	Reg.	2												
582,300	D	CBUQ												X						1	1	0	0	0	CBUQ	Reg.	2												
582,320	E	CBUQ		X										X	X					1	2	20	0	0	CBUQ	Reg.	2												

INVENTÁRIO DO ESTADO DA SUPERFÍCIE DO PAVIMENTO																											DNIT-PRO 06					
RODOVIA: BR-116 (MG)																		SEGMENTO: 0,000 ao 817,000									DATA: 03/2007					
TRECHO: Div. BA/MG - Div. MG/RJ																		AVALIADOR: Gerson									PISTA: Simples			FOLHA:		
km	Faixa	Pista Tipo Rev.	OK	FC-1			FC-2		FC-3		AF	O	P	EX	D	R	ALC	ATC	DG	Flecha		% de Área			ACOSTAMENTO							
				FI	TTC	TLC	J	TB	JE	E										TRI	TRE	FC-1	FC-2	FC-3	Tipo	Estado	Deg cm	OBS.				
				(1)	(1)	(1)	(2)	(2)	(3)	(3)										(4)	(5)	(5)	(6)	(7)					(8)			
582,340	D	CBUQ											X	X						1	1	0	0	0	CBUQ	Reg.	2					
582,360	E	CBUQ		X							X		X	X						2	2	20	0	0	CBUQ	Reg.	2					
582,380	D	CBUQ		X																1	1	10	0	0	CBUQ	Reg.	2					
582,400	E	CBUQ											X	X						3	2	0	0	0	CBUQ	Reg.	2					
582,420	D	CBUQ											X	X						2	2	0	0	0	CBUQ	Reg.	2					
582,440	E	CBUQ		X																1	1	20	0	0	CBUQ	Reg.	2					
582,460	D	CBUQ		X																1	2	10	0	0	CBUQ	Reg.	2					
582,480	E	CBUQ																		1	1	0	0	0	CBUQ	Reg.	2					
582,500	D	CBUQ		X										X	X					1	2	20	0	0	CBUQ	Reg.	2					
582,520	E	CBUQ		X								X		X	X					1	2	20	0	0	CBUQ	Reg.	2					
582,540	D	CBUQ		X																2	2	10	0	0	CBUQ	Reg.	2					
582,560	E	CBUQ		X											X					1	1	20	0	0	CBUQ	Reg.	2					
582,580	D	CBUQ		X								X			X					2	2	20	0	0	CBUQ	Reg.	2					
582,600	E	CBUQ		X																1	1	20	0	0	CBUQ	Reg.	2					
582,620	D	CBUQ																		1	1	0	0	0	CBUQ	Reg.	2					
582,640	E	CBUQ																		1	1	0	0	0	CBUQ	Reg.	2					
582,660	D	CBUQ		X											X					1	1	20	0	0	CBUQ	Reg.	2					
582,680	E	CBUQ		X	X															1	1	10	0	0	CBUQ	Reg.	2					
582,700	D	CBUQ		X																1	1	10	0	0	CBUQ	Reg.	2					
582,720	E	CBUQ		X																1	1	10	0	0	CBUQ	Reg.	2					
582,740	D	CBUQ		X																1	1	10	0	0	CBUQ	Reg.	2					
582,760	E	CBUQ		X			X								X					2	2	20	20	0	CBUQ	Reg.	2					
582,780	D	CBUQ		X											X					2	2	10	0	0	CBUQ	Reg.	2					
582,800	E	CBUQ		X																1	1	10	0	0	CBUQ	Reg.	2					
582,820	D	CBUQ		X								X		X	X					1	1	10	0	0	CBUQ	Reg.	2					
582,840	E	CBUQ		X																1	1	10	0	0	CBUQ	Reg.	2					
582,860	D	CBUQ		X											X					1	1	20	0	0	CBUQ	Reg.	2					
582,880	E	CBUQ		X																1	1	20	0	0	CBUQ	Reg.	2					
582,900	D	CBUQ		X																1	1	30	0	0	CBUQ	Reg.	2					
582,920	E	CBUQ		X										X	X					1	1	20	0	0	CBUQ	Reg.	2					
582,940	D	CBUQ		X											X					2	2	10	0	0	CBUQ	Reg.	2					
582,960	E	CBUQ		X																1	1	10	0	0	CBUQ	Reg.	2					
582,980	D	CBUQ																		1	1	0	0	0	CBUQ	Reg.	2					

INVENTÁRIO DO ESTADO DA SUPERFÍCIE DO PAVIMENTO																											DNIT-PRO 06					
RODOVIA: BR-116 (MG)																		SEGMENTO: 0,000 ao 817,000									DATA: 03/2007					
TRECHO: Div. BA/MG - Div. MG/RJ																		AVALIADOR: Gerson									PISTA: Simples			FOLHA:		
km	Faixa	Pista Tipo Rev.	OK	FC-1			FC-2		FC-3		AF	O	P	EX	D	R	ALC	ATC	DG	Flecha mm		% de Área			ACOSTAMENTO							
				FI	TTC	TLC	J	TB	JE	E										TRI	TRE	FC-1	FC-2	FC-3	Tipo	Estado	Deg cm	OBS.				
				(1)	(1)	(1)	(2)	(2)	(3)	(3)										(4)	(5)	(5)	(6)	(7)	(8)							
583,000	E	CBUQ		X																1	1	10	0	0	CBUQ	Reg.	2					
583,020	D	CBUQ		X																1	1	10	0	0	CBUQ	Reg.	2					
583,040	E	CBUQ		X											X					1	1	20	0	0	CBUQ	Reg.	2					
583,060	D	CBUQ		X									X		X					1	1	20	0	0	CBUQ	Reg.	2					
583,080	E	CBUQ		X										X	X					1	2	20	0	0	CBUQ	Reg.	2					
583,100	D	CBUQ		X											X					1	1	20	0	0	CBUQ	Reg.	2					
583,120	E	CBUQ		X											X					1	1	20	0	0	CBUQ	Reg.	2					
583,140	D	CBUQ																		1	1	0	0	0	CBUQ	Reg.	2					
583,160	E	CBUQ		X			X						X		X					2	2	20	20	0	CBUQ	Reg.	2					
583,180	D	CBUQ																		1	1	0	0	0	CBUQ	Reg.	2					
583,200	E	CBUQ		X										X	X					2	2	20	0	0	CBUQ	Reg.	2					
583,220	D	CBUQ		X																1	1	10	0	0	CBUQ	Reg.	2					
583,240	E	CBUQ		X	X	X									X					1	2	20	0	0	CBUQ	Reg.	2					
583,260	D	CBUQ																		1	1	0	0	0	CBUQ	Reg.	2					
583,280	E	CBUQ			X															1	2	20	0	0	CBUQ	Reg.	2					
583,300	D	CBUQ																		1	1	0	0	0	CBUQ	Reg.	2					
583,320	E	CBUQ		X	X	X														1	1	20	0	0	CBUQ	Reg.	2					
583,340	D	CBUQ		X										X	X					1	1	10	0	0	CBUQ	Reg.	2					
583,360	E	CBUQ		X											X					1	2	20	0	0	CBUQ	Reg.	2					
583,380	D	CBUQ																		1	1	0	0	0	CBUQ	Reg.	2					
583,400	E	CBUQ																		1	1	0	0	0	CBUQ	Reg.	2					
583,420	D	CBUQ		X																1	1	20	0	0	CBUQ	Reg.	2					
583,440	E	CBUQ		X			X								X					1	2	20	20	0	CBUQ	Reg.	2					
583,460	D	CBUQ		X											X					2	2	10	0	0	CBUQ	Reg.	2					
583,480	E	CBUQ																		1	1	0	0	0	CBUQ	Reg.	2					
583,500	D	CBUQ																		1	1	0	0	0	CBUQ	Reg.	2					
583,520	E	CBUQ		X										X	X					1	2	20	0	0	CBUQ	Reg.	2					
583,540	D	CBUQ																		1	1	0	0	0	CBUQ	Reg.	2					
583,560	E	CBUQ		X											X					1	1	30	0	0	CBUQ	Reg.	2					
583,580	D	CBUQ		X											X					1	1	10	0	0	CBUQ	Reg.	2					
583,600	E	CBUQ		X																1	1	20	0	0	CBUQ	Reg.	2					
583,620	D	CBUQ		X																1	1	20	0	0	CBUQ	Reg.	2					
583,640	E	CBUQ		X																1	2	20	0	0	CBUQ	Reg.	2					

INVENTÁRIO DO ESTADO DA SUPERFÍCIE DO PAVIMENTO																											DNIT-PRO 06							
RODOVIA: BR-116 (MG)																		SEGMENTO: 0,000 ao 817,000									DATA: 03/2007							
TRECHO: Div. BA/MG - Div. MG/RJ																		AVALIADOR: Gerson									PISTA: Simples				FOLHA:			
km	Faixa	Pista Tipo Rev.	OK	FC-1			FC-2		FC-3		AF	O	P	EX	D	R	ALC	ATC	DG	Flecha		% de Área			ACOSTAMENTO									
				FI	TTC	TLC	J	TB	JE	E										TRI	TRE	FC-1	FC-2	FC-3	Tipo	Estado	Deg cm	OBS.						
				(1)	(1)	(1)	(2)	(2)	(3)	(3)																			(4)	(5)	(5)	(6)	(7)	(8)
583,660	D	CBUQ		X																2	2	20	0	0	CBUQ	Reg.	2							
583,680	E	CBUQ		X																2	2	20	0	0	CBUQ	Reg.	2							
583,700	D	CBUQ		X											X					2	2	30	0	0	CBUQ	Reg.	2							
583,720	E	CBUQ		X			X								X					2	3	30	30	0	CBUQ	Reg.	2							
583,740	D	CBUQ		X											X					2	2	30	0	0	CBUQ	Reg.	2							
583,760	E	CBUQ					X								X					1	2	0	10	0	CBUQ	Reg.	2							
583,780	D	CBUQ																		1	1	0	0	0	CBUQ	Reg.	2							
583,800	E	CBUQ		X	X															1	1	10	0	0	CBUQ	Reg.	2							
583,820	D	CBUQ																		1	1	0	0	0	CBUQ	Reg.	2							
583,840	E	CBUQ		X																1	1	10	0	0	CBUQ	Reg.	2							
583,860	D	CBUQ		X											X					1	1	30	0	0	CBUQ	Reg.	2							
583,880	E	CBUQ		X																1	2	10	0	0	CBUQ	Reg.	2							
583,900	D	CBUQ		X											X					2	2	10	0	0	CBUQ	Reg.	2							
583,920	E	CBUQ													X					1	2	0	0	0	CBUQ	Reg.	2							
583,940	D	CBUQ													X					2	2	0	0	0	CBUQ	Reg.	2							
583,960	E	CBUQ		X			X								X					1	1	10	10	0	CBUQ	Reg.	2							
583,980	D	CBUQ																		1	1	0	0	0	CBUQ	Reg.	2							
584,000	E	CBUQ		X			X								X					2	1	10	10	0	CBUQ	Reg.	2							
584,020	D	CBUQ		X											X					2	2	10	0	0	CBUQ	Reg.	2							
584,040	E	CBUQ		X											X					2	2	20	0	0	CBUQ	Reg.	2							
584,060	D	CBUQ		X											X					1	1	10	0	0	CBUQ	Reg.	2							
584,080	E	CBUQ		X			X								X					1	1	10	10	0	CBUQ	Reg.	2							
584,100	D	CBUQ																		1	1	0	0	0	CBUQ	Reg.	2							
584,120	E	CBUQ		X											X					1	2	20	0	0	CBUQ	Reg.	2							
584,140	D	CBUQ																		2	2	0	0	0	CBUQ	Reg.	2							
584,160	E	CBUQ		X			X													2	2	10	20	0	CBUQ	Reg.	2							
584,180	D	CBUQ																		2	2	0	0	0	CBUQ	Reg.	2							
584,200	E	CBUQ																		2	2	20	30	0	CBUQ	Reg.	2							
584,220	D	CBUQ		X											X					1	1	10	0	0	CBUQ	Reg.	2							
584,240	E	CBUQ		X											X					1	1	10	0	0	CBUQ	Reg.	2							
584,260	D	CBUQ													X					1	1	0	0	0	CBUQ	Reg.	2							
584,280	E	CBUQ		X											X					1	1	10	0	0	CBUQ	Reg.	2							
584,300	D	CBUQ		X																1	1	10	0	0	CBUQ	Reg.	2							

INVENTÁRIO DO ESTADO DA SUPERFÍCIE DO PAVIMENTO																											DNIT-PRO 06					
RODOVIA: BR-116 (MG)																	SEGMENTO: 0,000 ao 817,000										DATA: 03/2007					
TRECHO: Div. BA/MG - Div. MG/RJ																	AVALIADOR: Gerson										PISTA: Simples			FOLHA:		
km	Faixa	Pista Tipo Rev.	OK	FC-1			FC-2		FC-3		AF	O	P	EX	D	R	ALC	ATC	DG	Flecha		% de Área			ACOSTAMENTO							
				FI	TTC	TLC	J	TB	JE	E										TRI	TRE	FC-1	FC-2	FC-3	Tipo	Estado	Deg	OBS.				
				(1)	(1)	(1)	(2)	(2)	(3)	(3)										(4)	(5)	(5)	(6)	(7)	(8)	(4)	(5)		(5)	(6)	(7)	(8)
584,320	E	CBUQ		X												X					1	1	20	0	0	CBUQ	Reg.	2				
584,340	D	CBUQ		X																	1	1	10	0	0	CBUQ	Reg.	2				
584,360	E	CBUQ		X																	1	1	10	0	0	CBUQ	Reg.	2				
584,380	D	CBUQ		X																	1	1	10	0	0	CBUQ	Reg.	2				
584,400	E	CBUQ		X																	1	1	10	0	0	CBUQ	Reg.	2				
584,420	D	CBUQ		X			X														1	1	10	10	0	CBUQ	Reg.	2				
584,440	E	CBUQ		X			X								X						1	1	10	10	0	CBUQ	Reg.	2				
584,460	D	CBUQ		X											X						1	1	10	0	0	CBUQ	Reg.	2				
584,480	E	CBUQ		X											X						1	1	10	0	0	CBUQ	Reg.	2				
584,500	D	CBUQ																			2	2	0	0	0	CBUQ	Reg.	2				
584,520	E	CBUQ																			1	1	0	0	0	CBUQ	Reg.	2				
584,540	D	CBUQ		X											X						1	1	10	0	0	CBUQ	Reg.	2				
584,560	E	CBUQ		X		X									X						1	1	10	0	0	CBUQ	Reg.	2				
584,580	D	CBUQ																			1	1	0	0	0	CBUQ	Reg.	2				
584,600	E	CBUQ		X											X						1	1	10	0	0	CBUQ	Reg.	2				
584,620	D	CBUQ													X						1	1	0	0	0	CBUQ	Reg.	2				
584,640	E	CBUQ																			1	1	0	0	0	CBUQ	Reg.	2				
584,660	D	CBUQ		X											X						1	1	10	0	0	CBUQ	Reg.	2				
584,680	E	CBUQ		X																	1	1	10	0	0	CBUQ	Reg.	2				
584,700	D	CBUQ		X											X						1	1	10	0	0	CBUQ	Reg.	2				
584,720	E	CBUQ		X			X								X						1	2	10	10	0	CBUQ	Reg.	2				
584,740	D	CBUQ		X																	2	2	10	0	0	CBUQ	Reg.	2				
584,760	E	CBUQ		X											X						1	2	30	0	0	CBUQ	Reg.	2				
584,780	D	CBUQ		X																	2	2	10	0	0	CBUQ	Reg.	2				
584,800	E	CBUQ		X											X						2	2	10	0	0	CBUQ	Reg.	2				
584,820	D	CBUQ		X																	1	1	10	0	0	CBUQ	Reg.	2				
584,840	E	CBUQ																			1	1	0	0	0	CBUQ	Reg.	2				
584,860	D	CBUQ																			1	1	0	0	0	CBUQ	Reg.	2				
584,880	E	CBUQ		X																	1	1	10	0	0	CBUQ	Reg.	2				
584,900	D	CBUQ		X											X						1	2	10	0	0	CBUQ	Reg.	2				
584,920	E	CBUQ													X						1	2	0	0	0	CBUQ	Reg.	2				
584,940	D	CBUQ		X																	1	1	10	0	0	CBUQ	Reg.	2				
584,960	E	CBUQ		X		X									X	X					1	1	20	0	0	CBUQ	Reg.	2				

INVENTÁRIO DO ESTADO DA SUPERFÍCIE DO PAVIMENTO																									DNIT-PRO 06				
RODOVIA: BR-116 (MG)										SEGMENTO: 0,000 ao 817,000															DATA: 03/2007				
TRECHO: Div. BA/MG - Div. MG/RJ										AVALIADOR: Gerson										PISTA: Simples					FOLHA:				
km	Faixa	Pista Tipo Rev.	OK	FC-1			FC-2		FC-3		AF	O	P	EX	D	R	ALC	ATC	DG	Flecha mm		% de Área			ACOSTAMENTO				
				FI	TTC	TLC	J	TB	JE	E										TRI	TRE	FC-1	FC-2	FC-3	Tipo	Estado	Deg cm	OBS.	
				(1)	(1)	(1)	(2)	(2)	(3)	(3)										(4)	(5)	(5)	(6)	(7)	(8)				
584,980	D	CBUQ		X											X	X				1	1	20	0	0	CBUQ	Reg.	2		
585,000	E	CBUQ		X																1	1	10	0	0	CBUQ	Reg.	2		
585,020	D	CBUQ		X																1	1	20	0	0	CBUQ	Reg.	2		
585,040	E	CBUQ		X																1	1	10	0	0	CBUQ	Reg.	2		
585,060	D	CBUQ		X																2	2	10	0	0	CBUQ	Reg.	2		
585,080	E	CBUQ		X																2	2	10	0	0	CBUQ	Reg.	2		
585,100	D	CBUQ																		2	2	0	0	0	CBUQ	Reg.	2		
585,120	E	CBUQ																		2	2	0	0	0	CBUQ	Reg.	2		
585,140	D	CBUQ		X																2	2	10	0	0	CBUQ	Reg.	2		
585,160	E	CBUQ		X																1	2	20	0	0	CBUQ	Reg.	2		
585,180	D	CBUQ		X																2	2	20	0	0	CBUQ	Reg.	2		
585,200	E	CBUQ		X																1	2	30	0	0	CBUQ	Reg.	2		
585,220	D	CBUQ		X																2	2	30	0	0	CBUQ	Reg.	2		
585,240	E	CBUQ																		1	2	0	0	0	CBUQ	Reg.	2		
585,260	D	CBUQ																		2	2	0	0	0	CBUQ	Reg.	2		
585,280	E	CBUQ																		1	2	0	0	0	CBUQ	Reg.	2		
585,300	D	CBUQ		X																2	2	20	0	0	CBUQ	Reg.	2		
585,320	E	CBUQ																		1	2	0	0	0	CBUQ	Reg.	2		
585,340	D	CBUQ																		1	1	0	0	0	CBUQ	Reg.	2		
585,360	E	CBUQ		X																2	2	30	0	0	CBUQ	Reg.	2		
585,380	D	CBUQ		X																2	2	30	0	0	CBUQ	Reg.	2		
585,400	E	CBUQ		X																2	2	30	0	0	CBUQ	Reg.	2		
585,420	D	CBUQ																		1	1	0	0	0	CBUQ	Reg.	2		
585,440	E	CBUQ																		1	1	0	0	0	CBUQ	Reg.	2		
585,460	D	CBUQ																		1	1	0	0	0	CBUQ	Reg.	2		
585,480	E	CBUQ																		1	2	0	0	0	CBUQ	Reg.	2		
585,500	D	CBUQ																		1	1	0	0	0	CBUQ	Reg.	2		
585,520	E	CBUQ																		1	1	0	0	0	CBUQ	Reg.	2		
585,540	D	CBUQ		X																2	2	30	0	0	CBUQ	Reg.	2		
585,560	E	CBUQ														X				2	2	0	0	0	CBUQ	Reg.	2		
585,580	D	CBUQ		X																2	2	60	0	0	CBUQ	Reg.	2		
585,600	E	CBUQ		X																1	2	10	0	0	CBUQ	Reg.	2		
585,620	D	CBUQ																		2	2	0	0	0	CBUQ	Reg.	2		

INVENTÁRIO DO ESTADO DA SUPERFÍCIE DO PAVIMENTO																											DNIT-PRO 06	
RODOVIA: BR-116 (MG)										SEGMENTO: 0,000 ao 817,000															DATA: 03/2007			
TRECHO: Div. BA/MG - Div. MG/RJ										AVALIADOR: Gerson										PISTA: Simples							FOLHA:	
km	Faixa	Pista Tipo Rev.	OK	FC-1			FC-2		FC-3		AF	O	P	EX	D	R	ALC	ATC	DG	Flecha		% de Área			ACOSTAMENTO			
				FI	TTC	TLC	J	TB	JE	E										TRI	TRE	FC-1	FC-2	FC-3	Tipo	Estado	Deg cm	OBS.
				(1)	(1)	(1)	(2)	(2)	(3)	(3)										(4)	(5)	(5)	(6)	(7)	(8)			
585,640	E	CBUQ		X																2	2	10	0	0	CBUQ	Reg.	2	
585,660	D	CBUQ		X																2	2	20	0	0	CBUQ	Reg.	2	
585,680	E	CBUQ																		1	1	0	0	0	CBUQ	Reg.	2	
585,700	D	CBUQ		X										X	X					2	2	20	0	0	CBUQ	Reg.	2	
585,720	E	CBUQ																		1	2	0	0	0	CBUQ	Reg.	2	
585,740	D	CBUQ		X	X										X					2	2	20	0	0	CBUQ	Reg.	2	
585,760	E	CBUQ		X																1	1	10	0	0	CBUQ	Reg.	2	
585,780	D	CBUQ		X											X					1	1	20	0	0	CBUQ	Reg.	2	
585,800	E	CBUQ		X	X		X								X					1	1	10	10	0	CBUQ	Reg.	2	
585,820	D	CBUQ		X										X	X					2	2	20	0	0	CBUQ	Reg.	2	
585,840	E	CBUQ		X																1	2	20	0	0	CBUQ	Reg.	2	
585,860	D	CBUQ		X											X					2	2	20	0	0	CBUQ	Reg.	2	
585,880	E	CBUQ		X	X	X								X	X					1	3	20	0	0	CBUQ	Reg.	2	
585,900	D	CBUQ		X										X	X					1	2	20	0	0	CBUQ	Reg.	2	
585,920	E	CBUQ		X	X										X					1	2	10	0	0	CBUQ	Reg.	2	
585,940	D	CBUQ													X					2	2	0	0	0	CBUQ	Reg.	2	
585,960	E	CBUQ		X										X	X					1	1	60	0	0	CBUQ	Reg.	2	
585,980	D	CBUQ												X	X					2	2	0	0	0	CBUQ	Reg.	2	
586,000	E	CBUQ												X	X					2	2	0	0	0	CBUQ	Reg.	2	
586,020	D	CBUQ		X										X	X					2	2	20	0	0	CBUQ	Reg.	2	
586,040	E	CBUQ		X										X						2	2	20	0	0	CBUQ	Reg.	2	
586,060	D	CBUQ		X										X						2	2	20	0	0	CBUQ	Reg.	2	
586,080	E	CBUQ		X										X	X					3	3	20	0	0	CBUQ	Reg.	2	
586,100	D	CBUQ		X										X	X					2	3	20	0	0	CBUQ	Reg.	2	
586,120	E	CBUQ												X	X					1	1	0	0	0	CBUQ	Reg.	2	
586,140	D	CBUQ												X						2	2	0	0	0	CBUQ	Reg.	2	
586,160	E	CBUQ		X										X	X					1	2	20	0	0	CBUQ	Reg.	2	
586,180	D	CBUQ		X																1	2	20	0	0	CBUQ	Reg.	2	
586,200	E	CBUQ		X										X	X					1	2	30	0	0	CBUQ	Reg.	2	
586,220	D	CBUQ		X								X			X					1	1	20	0	0	CBUQ	Reg.	2	
586,240	E	CBUQ		X										X	X					2	2	20	0	0	CBUQ	Reg.	2	
586,260	D	CBUQ		X										X	X					2	2	60	0	0	CBUQ	Reg.	2	
586,280	E	CBUQ		X										X	X					1	3	20	0	0	CBUQ	Reg.	2	